

February 01, 2022

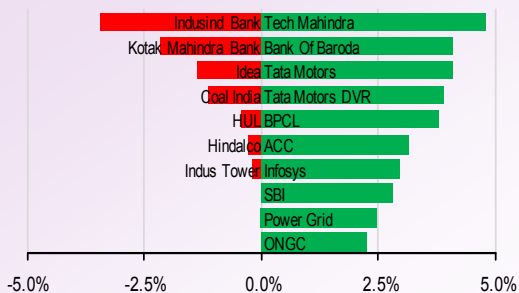
NIFTY TO TRADE BETWEEN 17600-16850

The NIFTY50 index after opening with a more than 100 points gap up at 17208 edged higher to mark a day's high at 17410 and thereafter was also pushed lower to settle on a flat note at 17339 level. In the sessions ahead, we see 17400 acting as a major hurdle and zones around 17260-17100 should possibly provide a crucial support.

TRADERS COMMENT

Benchmark index opened with gap up. Market sustained and risen in second half. Nifty closed in green and ended higher by +237.90 points or +1.39% at 17339.85 level.

NIFTY MOVERS & SHAKERS



TOP 5 SECTOR MOVERS


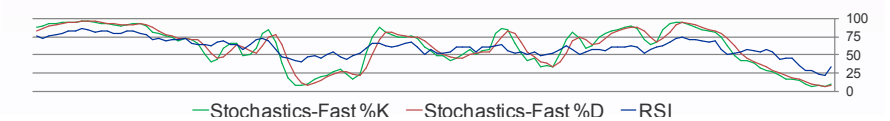
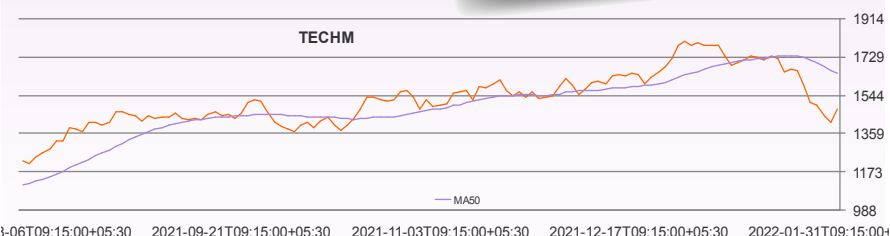


Chart of the Day Tech Mahindra Buy above 1488

The stock has fallen almost 23% from top from support its reverse made morning star on daily scales and hence we recommend a BUY above 1490 for the targets at 1520 maintaining a stoploss at 1439



Technical call of the Day Tata Motors Buy above 517.75

The stock has registered a bullish flag range on daily frame charts and hence we initiate a Buy above 517.75 for the targets at 528 and stoploss is to be maintained at 500.5.

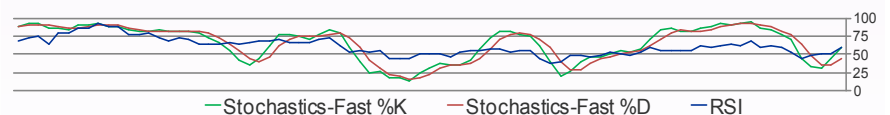
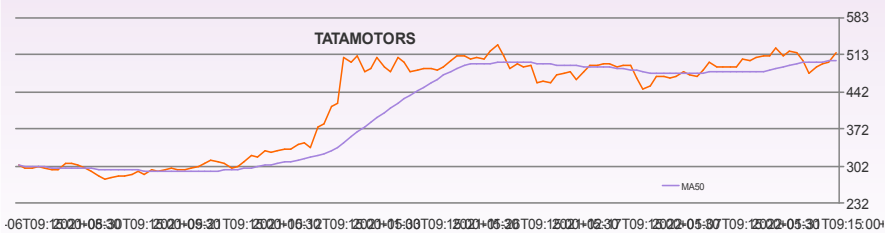


Chart of the Day
Buy: Tech Mahindra CMP:

Technical Call of the Day
Buy: Tata Motors CMP:517.75

We are also available on:



E-mail : research@dealmoney.in
www.dealmoneyonline.com

STOCKS TRADING IN POSITIVE ZONE: MINDTREE ,CANERABANK
STOCKS TRADING IN NEGATIVE ZONE: INDUSBANK,ATUL

- Greenpanel Industries:** It has resumed manufacturing operations at company's MDF Plant. Manufacturing operations at Company's MDF plant at Chittoor, Andhra Pradesh, which was temporarily closed w.e.f. January 17, 2022, has resumed on January 29, 2022, after installation of Mat Heating System.

CMP:	521.3
P/E(ttm):	39.6
Impact	Positive
- Cochin Shipyard (CSL):** It has successfully delivered the second lot of three Floating Border Out-Post (FBOPs) vessels to the Border Security Force (BSF). CSL has got orders for building nine such FBOPs to protect Nation's water borders. Three more vessels are likely to be delivered in the coming months.

CMP:	343.1
P/E(ttm):	16.7
Impact	Positive
- Bharti Airtel:** It has entered into agreement to acquire around 25% equity stake in Bengaluru based technology startup, Lavelle Networks. The agreement is subject to applicable statutory approvals. The home grown Lavelle Networks specializes in Software-defined Wide Area Network solutions and it serves a range of industry segments.

CMP:	729.3
P/E(ttm):	19.7
Impact	Positive
- Adani Total Gas:** It has won licenses to expand its City Gas Distribution (CGD) network to 14 new Geographical Areas (GAs) in the recently concluded 11th round of CGD bidding by the Petroleum and Natural Gas Regulatory Board (PNGRB). The company is now the largest city gas distribution company catering to 52 GAs, 19 of which are operated along with its strategic JV partner Indian Oil Corporation.

CMP:	1821.3
P/E(ttm):	139.4
Impact	Positive
- Saregama India:** It is planning to invest up to Rs 750 crore in its music business to achieve a 25-30 per cent revenue growth in the next few years through organic and inorganic routes. It is also foraying into a new business segment of artiste partner programme to launch their music videos and audios on its platforms with an arrangement of sharing revenue.

CMP:	4689.6
P/E(ttm):	1040.9
Impact	Positive

ttm = trailing twelve months

Economic Snapshot

- Anuj Khosla, CEO, Digital Business, Hitachi Payment Services has said the Budget 2022 should incentivize the MSME sector to adopt digital payments progressively. He said the digital payment ecosystem can unlock value for MSMEs by helping them expand customer base, improving cash flows through faster realization of funds, providing upsell opportunities, reducing costs and creating a digital footprint that would enable easy access to credit at cheaper rates.
- Tata Realty and Infrastructure MD and CEO Sanjay Dutt expects the government to present an upbeat budget with a major focus on growth of economy, continued privatisation (Air India & LIC), Growth to Digital, Startup, health and infrastructure. Residential Real estate has bounced and is playing significant role in bringing momentum to the economy.



I-SOT

INTRADAY STOCK TRADING

FREQUENCY	ALLOCATION	DURATION	RISK
4 calls a Day	Average Daily Premium of Rs.50,000	Intraday	High Risk

SALIENT FEATURES:

- 👍 Fixed time for call generation – 2 calls at 9:30am and 2 calls @ 12:00pm
- 👍 High Risk – High Returns product
- 👍 Focused product for Intraday Derivative Traders
- 👍 Daily 4 calls to gain from intraday momentum
- 👍 High beta Midcap and Large cap F&O stocks for better entry and exit.

DAILY DIGEST

DERIVATIVES

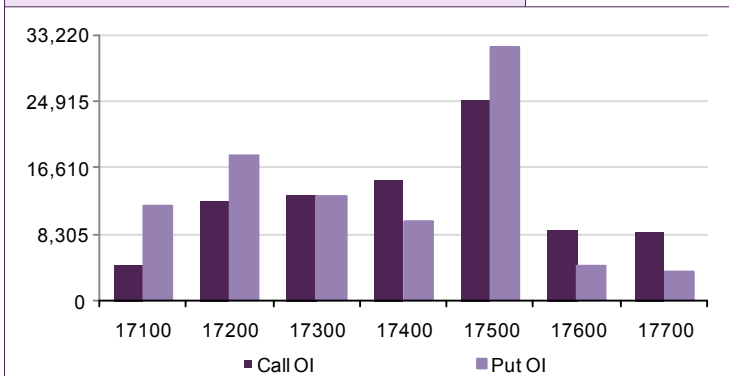
Open Interest Gainers

Stock	Open Interest (contracts)	OI Change (%)	Price (Rs.)	Price change (%)
INTELLECT	158,250	66.1%	771.65	1.8%
ABB	96,000	49.4%	2314.60	1.4%
METROPOLIS	494,800	13.6%	2519.85	0.2%
IOC	38,857,000	13.0%	122.20	0.5%
LTI	980,100	12.8%	6289.90	6.3%

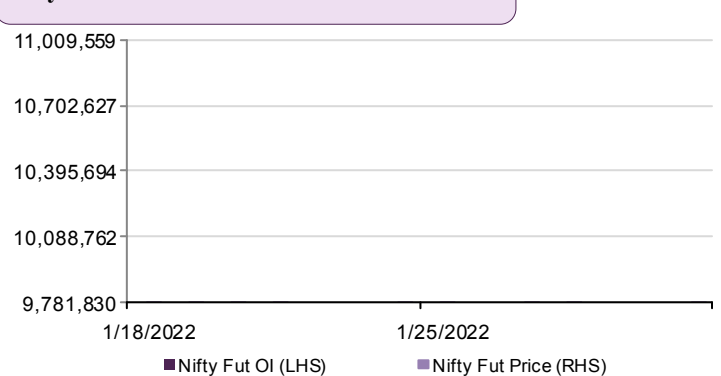
Open Interest Losers

Stock	Open Interest (contracts)	OI Change (%)	Price (Rs.)	Price change (%)
MFSL	1,180,400	-18.8%	943.50	3.3%
HONAUT	7,050	-18.1%	42687.65	1.5%
CROMPTON	1,514,700	-12.8%	423.60	2.0%
ALKEM	238,400	-10.8%	3512.35	3.0%
ONGC	38,084,200	-8.1%	170.80	1.2%

Nifty Option OI Distribution



Nifty OI Vs Futures Price



Top 5 Traded Stock Futures

Stock	Expiry Date	No of contracts traded	Contract value (Rs. Lacs)	LTP
TATAMOTORS	24-Feb-22	18,973	275,821	517
RELIANCE	24-Feb-22	33,429	199,767	2392
ICICIBANK	24-Feb-22	18,114	197,903	792
SBIN	24-Feb-22	21,994	176,858	539
INFY	24-Feb-22	30,779	160,403	1740

Top 5 Traded Stock Options

Stock	Expiry Date	Option Type	Strike price	No of contracts traded	Contract value (Rs. Lacs)	LTP
AXISBANK	24-Feb-22	CE	800	8,098	79,064	13.00
MINDTREE	24-Feb-22	CE	4,000	9,206	76,964	194.65
LT	24-Feb-22	CE	2,000	6,383	74,317	24.20
HDFCBANK	24-Feb-22	CE	1,500	8,702	73,407	35.00
ICICIBANK	24-Feb-22	CE	800	6,390	72,446	22.60

Top 5 Contract Future Volumes

Stock	Expiry Date	No of Contracts traded	Current Cash Volume	Cash Delivery %
RELIANCE	24-Feb-22	33,429	2,989,691	5335.0%
INFY	24-Feb-22	30,779	5,882,867	6694.0%
SUNPHARMA	24-Feb-22	22,309	2,580,859	3209.0%
TATASTEEL	24-Feb-22	22,009	1,283,038	2303.0%
SBIN	24-Feb-22	21,994	12,500,126	4359.0%

Bottom 5 Contract Future Volumes

Stock	Expiry Date	No of Contracts traded	Current Cash Volume	Cash Delivery %
PFIZER	24-Feb-22	217	3,338	2416.0%
INTELLECT	24-Feb-22	227	171,760	4915.0%
GSPL	24-Feb-22	349	130,731	2910.0%
HONAUT	24-Feb-22	379	2,684	4049.0%
SYNGENE	24-Feb-22	393	62,425	2896.0%

DAILY DIGEST

SUPPORT / RESISTANCE LEVEL

Company Name	Closing Price	S3	S2	S1	Pivot	R1	R2	R3
ACC	2285.75	2161.30	2202.78	2244.27	2268.48	2309.97	2375.67	2441.37
Adani Ports	716.30	705.20	708.90	712.60	718.25	721.95	731.30	740.65
Ambuja Cements	365.15	356.75	359.55	362.35	365.80	368.60	374.85	381.10
Asian Paints	3152.25	3079.35	3103.65	3127.95	3160.70	3185.00	3242.05	3299.10
Aurobindo Pharma	634.45	605.65	615.25	624.85	634.90	644.50	664.15	683.80
Axis Bank	773.05	746.90	755.62	764.33	771.07	779.78	795.23	810.68
Bajaj Auto	3564.65	3388.35	3447.12	3505.88	3545.77	3604.53	3703.18	3801.83
Bank Of Baroda	107.55	97.70	100.98	104.27	106.33	109.62	114.97	120.32
Bharti Airtel	729.30	704.10	712.50	720.90	727.95	736.35	751.80	767.25
Indus Tower	252.55	243.10	246.25	249.40	254.70	257.85	266.30	274.75
BHEL	58.00	54.80	55.87	56.93	57.87	58.93	60.93	62.93
Bosch	16533.90	16225.30	16328.17	16431.03	16513.02	16615.88	16800.73	16985.58
BPCL	397.05	376.10	383.08	390.07	394.93	401.92	413.77	425.62
Cipla	945.00	911.30	922.53	933.77	941.88	953.12	972.47	991.82
Coal India	159.80	154.90	156.53	158.17	160.78	162.42	166.67	170.92
Dr. Reddy'S Lab	4302.80	4111.50	4175.27	4239.03	4303.82	4367.58	4496.13	4624.68
Eicher Motors	2645.50	2584.80	2605.03	2625.27	2653.13	2673.37	2721.47	2769.57
Gail	144.30	139.95	141.40	142.85	143.90	145.35	147.85	150.35
Grasim	1727.50	1667.00	1687.17	1707.33	1722.17	1742.33	1777.33	1812.33
HCL Technologies	1099.40	1071.75	1080.97	1090.18	1102.07	1111.28	1132.38	1153.48
HDFC	2521.00	2464.90	2483.60	2502.30	2531.85	2550.55	2598.80	2647.05
HDFC Bank	1485.70	1442.05	1456.60	1471.15	1481.35	1495.90	1520.65	1545.40
Hero Motocorp	2724.30	2626.25	2658.93	2691.62	2712.83	2745.52	2799.42	2853.32
Hindalco	489.05	476.55	480.72	484.88	492.32	496.48	508.08	519.68
HUL	2273.75	2230.15	2244.68	2259.22	2285.53	2300.07	2340.92	2381.77
ICICI Bank	788.80	769.30	775.80	782.30	790.50	797.00	811.70	826.40
Idea	10.65	9.95	10.18	10.42	10.73	10.97	11.52	12.07
Indusind Bank	872.10	805.85	827.93	850.02	888.73	910.82	971.62	1032.42
Infosys	1736.20	1681.20	1699.53	1717.87	1733.68	1752.02	1786.17	1820.32
ITC	220.20	213.45	215.70	217.95	219.35	221.60	225.25	228.90
Kotak Mahindra Bank	1857.25	1743.10	1781.15	1819.20	1879.05	1917.10	2015.00	2112.90
L&T	1909.20	1776.90	1821.00	1865.10	1894.55	1938.65	2012.20	2085.75
Lupin	908.10	865.15	879.47	893.78	904.32	918.63	943.48	968.33
M&M	885.80	855.35	865.50	875.65	882.25	892.40	909.15	925.90
Maruti Suzuki India	8597.30	8385.60	8456.17	8526.73	8623.37	8693.93	8861.13	9028.33
NTPC	142.05	133.70	136.48	139.27	141.33	144.12	148.97	153.82
ONGC	172.60	164.25	167.03	169.82	172.33	175.12	180.42	185.72
Power Grid	215.40	205.65	208.90	212.15	214.45	217.70	223.25	228.80
RIL	2386.60	2306.00	2332.87	2359.73	2383.07	2409.93	2460.13	2510.33
SBI	538.30	513.20	521.57	529.93	535.42	543.78	557.63	571.48
Sun Pharma	834.50	790.35	805.07	819.78	834.77	849.48	879.18	908.88
Tata Motors	517.75	476.40	490.18	503.97	511.98	525.77	547.57	569.37
Tata Motors DVR	260.70	243.00	248.90	254.80	258.40	264.30	273.80	283.30
Tata Power	246.05	241.05	242.72	244.38	246.97	248.63	252.88	257.13
Tata Steel	1085.55	1046.40	1059.45	1072.50	1093.55	1106.60	1140.70	1174.80
TCS	3736.25	3684.80	3701.95	3719.10	3738.55	3755.70	3792.30	3828.90
Tech Mahindra	1479.00	1375.40	1409.93	1444.47	1466.03	1500.57	1556.67	1612.77
Ultratech	7216.40	7055.65	7109.23	7162.82	7221.18	7274.77	7386.72	7498.67
Wipro	572.60	550.70	558.00	565.30	569.85	577.15	589.00	600.85
Yes Bank	13.30	12.80	12.97	13.13	13.37	13.53	13.93	14.33
Zee Entertainment	289.55	282.85	285.08	287.32	290.93	293.17	299.02	304.87

Disclaimer

For private circulation only

Website: www.dealmoneyonline.in

DISCLAIMER : SEBI Research Analyst Registration No: INH000002319 For any grievance mail at compliance@dealmoney.in

Dealmoney Securities Private Limited (hereinafter referred to as "Dealmoney") is a registered Member of National Stock Exchange of India Limited, Bombay Stock Exchange Limited and MCX Stock Exchange Limited. Dealmoney is also registered as a Depository Participant with CDSL. Dealmoney is in the process of making an application with SEBI for registering it as a Research Entity in terms of SEBI (Research Analyst) Regulations, 2014. Dealmoney or its associates has not been debarred/ suspended by SEBI or any other regulatory authority for accessing /dealing in securities Market and no material disciplinary action has been taken by SEBI/other regulatory authorities impacting Dealmoney's Equity Research Analysis. Dealmoney or its associates/ analyst including its relatives do not hold any actual/beneficial ownership of more than 1% in the company/ies covered by Analyst (hereinafter referred to as "Subject Company/ies"). Dealmoney or its associates/analyst including its relatives may hold financial interest in the company/ies covered by Analyst (hereinafter referred to as "Subject Company/ies"). Dealmoney or its associates/ analysts or his/her relative does not receive any compensation or other benefits from the subject company/ies mentioned in this research report (hereinafter referred to as "Report") or from a third party in connection with preparation of the report. Accordingly, Dealmoney or its associates/analyst or his/her relative does not have any other material conflict of interest at the time of publication of the Report.

Research analyst/s engaged in preparation of the Report, has not received any compensation / managed or co-managed public offering of securities of the subject company/ies / has not received compensation for investment banking or merchant banking or brokerage services from the subject company/ies / has not received compensation for products or services other than investment banking or merchant banking or brokerage services from the subject company/ies / has not received compensation or other benefits from the subject company/ies or third party in connection with the Report of the subject company/ies during the past twelve months / has not served as an officer, director or employee of subject Company/ies and is not engaged in market making activity of the subject Company/ies.

Dealmoney group companies provides finance related product services like distribution of financial products and as such is a provider of many services like loans, mutual funds, tax & trust planning etc. mentioned in this brochure. And hence, Dealmoney do not warranty / guarantee about performance of any products and customer servicing w.r.t third party products per se.

Third party products are subject to code of conduct to be adhered to by the representatives of Dealmoney and Dealmoney is not responsible for the losses, whether actual or notional incurred by any investor. Services assured and expected may vary from actual service and Dealmoney does not guarantee about the quality of services. Investments in securities and commodities are subject to market and other risks and there is no assurance or guarantee that the objectives of any of the Investments/Schemes/product would be achieved. Past performances are only indicative and returns are not assured and guaranteed by Dealmoney group companies. The price, value of and income from any of the securities or financial instruments mentioned in this report can fall as well as rise. The value of securities and financial instruments is subject to exchange rate fluctuation that may have a positive or adverse effect on the price or income of such securities or financial instruments.

Reports on technical and derivative analysis are based on studying charts of a stock's price movement, outstanding positions and trading volume as opposed to focussing on a company's fundamentals and as such, may not match with a report on a company's fundamentals. The opinions expressed in the Report are our current opinions as of the date of this report and may be subject to change from time to time without notice. Dealmoney or any persons connected with it do not accept any liability arising from use of this material/document/Report.

Information/ opinion conveyed through this material/document/Report are strictly meant for the registered Clients of Dealmoney group of Companies of the respective segments. This information is not intended for distribution to, or use by, any person or entity in any jurisdiction or country where such distribution or use would be contrary to law or regulation or which would subject Dealmoney or its affiliates to any registration requirement within such jurisdiction or country. This information does not constitute an offer to sell or a solicitation of an offer to buy any financial products to any person in any jurisdiction where it is unlawful to make such an offer or solicitation. No part of this material may be duplicated in whole or in part in any form and / or redistributed without the prior written consent of Dealmoney. This material/document/Report is being supplied to you solely for your information, and its contents, information or data may not be reproduced, redistributed or passed on directly or indirectly.

Recipients of the Report shall always independently verify reliability and suitability of the Report and opinions before investing.

For Company details, please visit our website www.dealmoneyonline.com

For research related query, write to us at research@dealmoney.in