

February 03, 2022

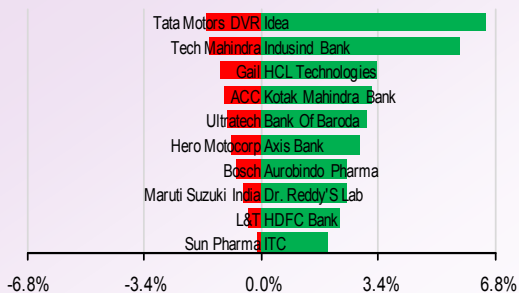
NIFTY TO TRADE BETWEEN 17600-16850

The NIFTY50 index after opening with a more than 100 points gap up at 17707 edged higher to mark a day's high at 17794 and thereafter was also pushed lower to settle on a flat note at 17780 level. In the sessions ahead, we see 17950 acting as a major hurdle and zones around 17600-17540 should possibly provide a crucial support.

TRADERS COMMENT

Benchmark index opened with gap up. Market sustained and risen in second half. Nifty closed in green and ended higher by +203.15 points or +1.16% at 17780 level.

NIFTY MOVERS & SHAKERS



TOP 5 SECTOR MOVERS

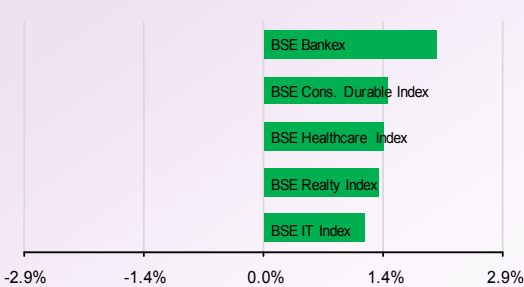
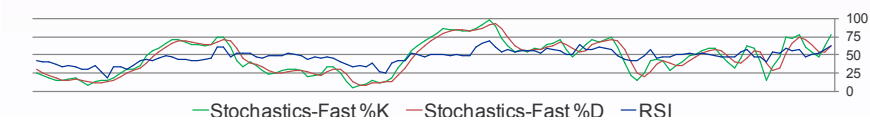
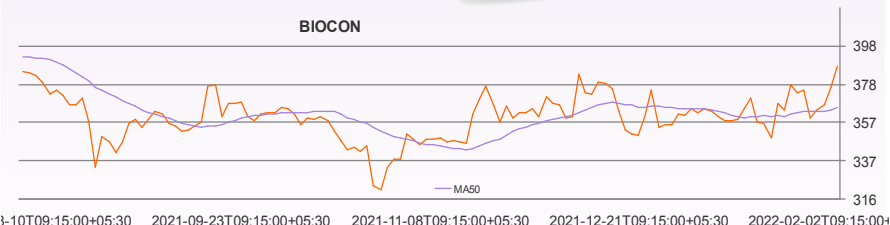


Chart of the Day

Biocon
387.25

Buy above

The stock created triangle chart pattern daily scales and hence we recommend a BUY above 387.25 for the targets at 395 maintaining a stoploss at 383.4



Technical call of the Day

TCS

Buy above 3856.20

The stock has registered a range breakout on daily frame charts and hence we initiate a Buy above 3856.20 for the targets at 3941 and stoploss is to be maintained at 3825

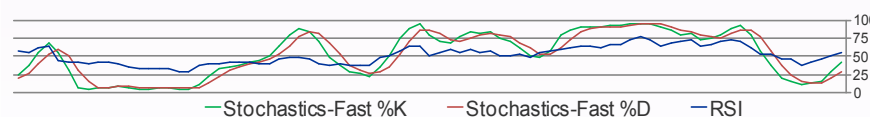
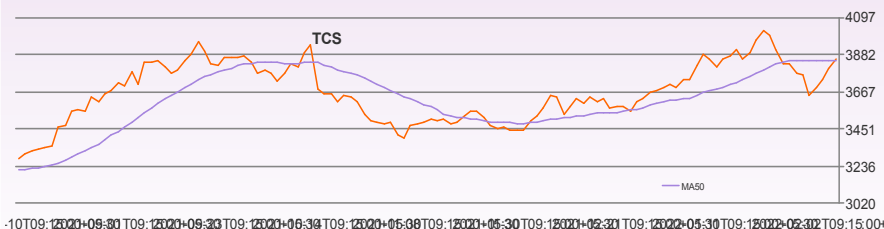


Chart of the Day

Buy: Biocon

CMP:

Technical Call of the Day

Buy: TCS

CMP:3856.2

We are also available on:



E-mail : research@dealmoney.in
www.dealmoneyonline.com

STOCKS TRADING IN POSITIVE ZONE: INDUSBANK, LALPATHLAB
 STOCKS TRADING IN NEGATIVE ZONE: JUBILANT, CHAMBALFARTILAIZER

DAILY DIGEST

- **Zydus Cadila:** It has started the supplies of its Covid-19 vaccine ZyCoV-D, to the Government of India against their order from its newly commissioned state-of-the-art, Zydus Vaccine Technology Excellence Centre at the Zydus Biotech Park in Changodar, Ahmedabad.

CMP:	414.5
P/E(ttm):	31.5
Impact	Positive

- **Jindal Stainless:** Ratings and Research (Ind-Ra) has upgraded the long-term issuer rating assigned to Jindal Stainless (JSL) to 'AA-' with a stable outlook, while resolving the Rating Watch Evolving (RWE). The agency had previously assigned 'A+/RWE' rating to JSL's long-term credit facilities.

CMP:	414.5
P/E(ttm):	20.2
Impact	Positive

- **Anupam Rasayan India:** It has received approval from its board to acquire a 24.96 per cent stake in Tanfac Industries (TIL) for Rs 148.14 crore from Birla Group Holdings and few other promoter groups of TIL. The company's board has also approved the launch of an open offer to acquire another 26 per cent shareholding from public shareholders of TIL.

CMP:	1051.6
P/E(ttm):	28.4
Impact	Positive

- **Bharat Forge:** along-with subsidiary company -- Bharat Forge International (BFIL) has acquired additional 366,451 fully diluted equity shares of Tewa Motors (Jersey), pursuant to the conversion of the Convertible Loan Note (CLN). The Company along with BFIL prior to the conversion, was holding 34.45% of the Equity Share Capital of Tewa Motors (Jersey).

CMP:	753.2
P/E(ttm):	57.6
Impact	Positive

- **Ward Wizard Innovations and Mobility:** It has sold 3,951 units in January 2022. Sustaining its robust sales performance backed by the new market expansion, the company has reported a year on year growth of 2,963% as compared to January 2021, when the company had sold 129 units of electric two-wheelers.

CMP:	#N/A
P/E(ttm):	#N/A
Impact	Positive

ttm = trailing twelve months

Economic Snapshot

- Commerce ministry in its provisional data has said that the country's exports rose by 23.69 per cent to \$34.06 billion in January 2022 on healthy performance by engineering, petroleum and gems and jewellery segments. Imports in January grew by 23.74 per cent to \$52.01 billion. Trade deficit, difference between imports and exports, widened to \$17.94 billion during the month as against \$14.49 billion in the same month last year.
- With sustained growth of 8-9 per cent, Chief Economic Adviser V Anantha Nageswaran has expressed hope that India would become a \$5 trillion economy by FY26 or the next year. He added that gross domestic product (GDP) in dollar terms has already crossed \$3 trillion.



I-SOT

INTRADAY STOCK TRADING

FREQUENCY	ALLOCATION	DURATION	RISK
4 calls a Day	Average Daily Premium of Rs.50,000	Intraday	High Risk

SALIENT FEATURES:

- 👍 Fixed time for call generation – 2 calls at 9:30am and 2 calls @ 12:00pm
- 👍 High Risk – High Returns product
- 👍 Focused product for Intraday Derivative Traders
- 👍 Daily 4 calls to gain from intraday momentum
- 👍 High beta Midcap and Large cap F&O stocks for better entry and exit.

DAILY DIGEST

DERIVATIVES

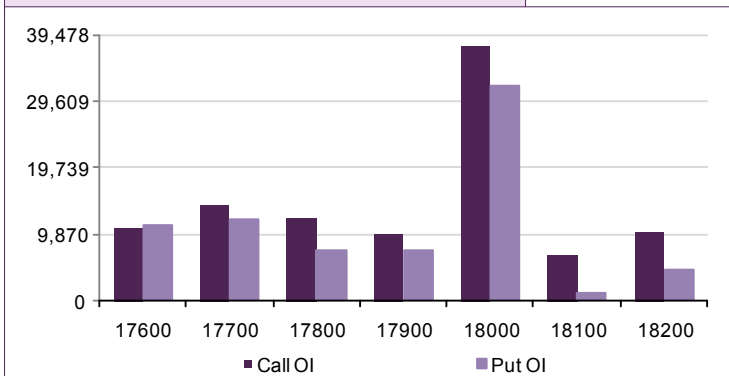
Open Interest Gainers

Stock	Open Interest (contracts)	OI Change (%)	Price (Rs.)	Price change (%)
INTELLECT	279,750	67.3%	776.65	0.9%
CUMMINSIND	1,757,400	30.6%	944.50	0.1%
CROMPTON	2,471,700	25.9%	414.05	-0.5%
HONAUT	8,400	23.9%	46192.80	4.4%
APOLLOTYRE	11,582,500	17.7%	225.90	2.6%

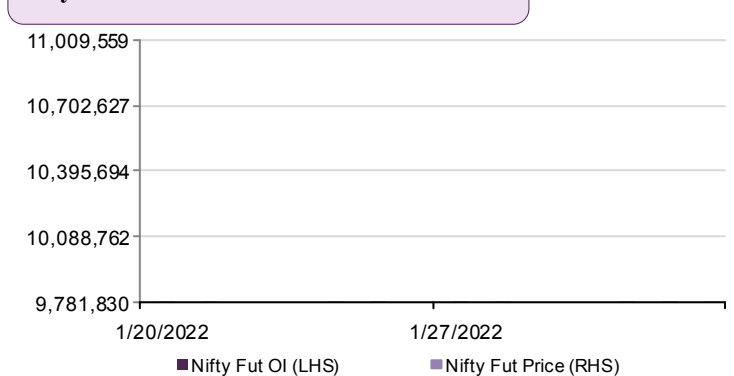
Open Interest Losers

Stock	Open Interest (contracts)	OI Change (%)	Price (Rs.)	Price change (%)
OBEROIRLTY	2,440,900	-12.4%	957.50	-1.4%
DIXON	635,250	-8.8%	4641.70	4.9%
AMBUJACEM	15,241,500	-8.0%	380.10	-0.4%
HDFCBANK	33,225,500	-7.6%	1533.55	2.1%
AMARAJABAT	7,463,000	-6.3%	640.50	2.1%

Nifty Option OI Distribution



Nifty OI Vs Futures Price



Top 5 Traded Stock Futures

Stock	Expiry Date	No of contracts traded	Contract value (Rs. Lacs)	LTP
TECHM	24-Feb-22	23,793	209,032	1485
ICICIBANK	24-Feb-22	18,419	206,628	817
SBIN	24-Feb-22	22,115	178,911	542
ITC	24-Feb-22	21,676	157,530	228
INDUSINDBK	24-Feb-22	18,014	156,167	976

Top 5 Traded Stock Options

Stock	Expiry Date	Option Type	Strike price	No of contracts traded	Contract value (Rs. Lacs)	LTP
INDUSINDBK	24-Feb-22	CE	1,000	16,641	152,892	23.95
ITC	24-Feb-22	CE	240	18,984	147,237	2.45
HDFC	24-Feb-22	CE	2,600	17,955	143,697	66.65
ITC	24-Feb-22	CE	230	19,030	142,948	5.00
BAJFINANCE	24-Feb-22	CE	7,200	11,910	111,163	269.50

Top 5 Contract Future Volumes

Stock	Expiry Date	No of Contracts traded	Current Cash Volume	Cash Delivery %
RELIANCE	24-Feb-22	25,937	2,821,709	6103.0%
TATASTEEL	24-Feb-22	25,423	1,633,416	2171.0%
TECHM	24-Feb-22	23,793	4,136,937	4581.0%
JUBLFOOD	24-Feb-22	22,806	850,485	3505.0%
SBIN	24-Feb-22	22,115	7,685,559	3548.0%

Bottom 5 Contract Future Volumes

Stock	Expiry Date	No of Contracts traded	Current Cash Volume	Cash Delivery %
PFIZER	24-Feb-22	315	6,565	3076.0%
APLLTD	24-Feb-22	367	21,474	2318.0%
NAM-INDIA	24-Feb-22	393	127,083	3847.0%
ALKEM	24-Feb-22	397	53,444	6485.0%
NBCC	24-Feb-22	403	2,189,288	4556.0%

DAILY DIGEST

SUPPORT / RESISTANCE LEVEL

Company Name	Closing Price	S3	S2	S1	Pivot	R1	R2	R3
ACC	2306.55	2249.95	2268.82	2287.68	2318.87	2337.73	2387.78	2437.83
Adani Ports	745.20	696.15	712.50	728.85	737.85	754.20	779.55	804.90
Ambuja Cements	380.00	369.40	372.93	376.47	381.38	384.92	393.37	401.82
Asian Paints	3197.70	3140.15	3159.33	3178.52	3211.33	3230.52	3282.52	3334.52
Aurobindo Pharma	673.85	639.50	650.95	662.40	668.95	680.40	698.40	716.40
Axis Bank	804.10	768.80	780.57	792.33	799.12	810.88	829.43	847.98
Bajaj Auto	3535.00	3457.90	3483.60	3509.30	3547.15	3572.85	3636.40	3699.95
Bank Of Baroda	109.40	102.20	104.60	107.00	108.60	111.00	115.00	119.00
Bharti Airtel	725.05	709.25	714.52	719.78	725.77	731.03	742.28	753.53
Indus Tower	259.75	252.95	255.22	257.48	259.47	261.73	265.98	270.23
BHEL	60.35	57.85	58.68	59.52	60.58	61.42	63.32	65.22
Bosch	16697.25	16242.10	16393.82	16545.53	16786.72	16938.43	17331.33	17724.23
BPCL	382.10	373.10	376.10	379.10	382.35	385.35	391.60	397.85
Cipla	951.80	931.00	937.93	944.87	951.68	958.62	972.37	986.12
Coal India	163.85	159.90	161.22	162.53	163.57	164.88	167.23	169.58
Dr. Reddy'S Lab	4415.35	4200.45	4272.08	4343.72	4386.73	4458.37	4573.02	4687.67
Eicher Motors	2669.75	2521.85	2571.15	2620.45	2671.50	2720.80	2821.15	2921.50
Gail	145.70	142.05	143.27	144.48	146.62	147.83	151.18	154.53
Grasim	1778.10	1736.00	1750.03	1764.07	1777.03	1791.07	1818.07	1845.07
HCL Technologies	1170.95	1092.75	1118.82	1144.88	1159.37	1185.43	1225.98	1266.53
HDFC	2612.95	2538.10	2563.05	2588.00	2605.65	2630.60	2673.20	2715.80
HDFC Bank	1531.20	1476.20	1494.53	1512.87	1523.93	1542.27	1571.67	1601.07
Hero Motocorp	2702.40	2652.60	2669.20	2685.80	2714.60	2731.20	2776.60	2822.00
Hindalco	513.95	496.90	502.58	508.27	513.33	519.02	529.77	540.52
HUL	2327.90	2260.10	2282.70	2305.30	2319.15	2341.75	2378.20	2414.65
ICICI Bank	813.75	799.00	803.92	808.83	813.77	818.68	828.53	838.38
Idea	11.40	9.85	10.37	10.88	11.42	11.93	12.98	14.03
Indusind Bank	975.35	878.40	910.72	943.03	962.42	994.73	1046.43	1098.13
Infosys	1787.10	1751.20	1763.17	1775.13	1783.97	1795.93	1816.73	1837.53
ITC	232.15	224.70	227.18	229.67	231.48	233.97	238.27	242.57
Kotak Mahindra Bank	1942.60	1845.80	1878.07	1910.33	1929.17	1961.43	2012.53	2063.63
L&T	1982.70	1933.20	1949.70	1966.20	1987.10	2003.60	2041.00	2078.40
Lupin	913.55	890.25	898.02	905.78	912.27	920.03	934.28	948.53
M&M	869.35	850.00	856.45	862.90	871.60	878.05	893.20	908.35
Maruti Suzuki India	8515.25	8197.50	8303.42	8409.33	8546.17	8652.08	8894.83	9137.58
NTPC	141.15	138.75	139.55	140.35	141.55	142.35	144.35	146.35
ONGC	171.30	166.95	168.40	169.85	171.95	173.40	176.95	180.50
Power Grid	214.00	208.70	210.47	212.23	215.02	216.78	221.33	225.88
RIL	2383.55	2343.20	2356.65	2370.10	2388.55	2402.00	2433.90	2465.80
SBI	539.80	518.45	525.57	532.68	538.47	545.58	558.48	571.38
Sun Pharma	890.65	865.55	873.92	882.28	890.37	898.73	915.18	931.63
Tata Motors	506.40	495.85	499.37	502.88	508.67	512.18	521.48	530.78
Tata Motors DVR	249.20	237.40	241.33	245.27	251.63	255.57	265.87	276.17
Tata Power	250.60	243.50	245.87	248.23	251.62	253.98	259.73	265.48
Tata Steel	1167.50	1136.70	1146.97	1157.23	1168.57	1178.83	1200.43	1222.03
TCS	3856.20	3737.30	3776.93	3816.57	3840.28	3879.92	3943.27	4006.62
Tech Mahindra	1482.95	1396.00	1424.98	1453.97	1471.98	1500.97	1547.97	1594.97
Ultratech	7441.00	7275.00	7330.33	7385.67	7480.33	7535.67	7685.67	7835.67
Wipro	588.00	560.00	569.33	578.67	584.33	593.67	608.67	623.67
Yes Bank	13.65	13.00	13.22	13.43	13.62	13.83	14.23	14.63
Zee Entertainment	292.55	285.20	287.65	290.10	293.05	295.50	300.90	306.30

Disclaimer

For private circulation only

Website: www.dealmoneyonline.in

DISCLAIMER : SEBI Research Analyst Registration No: INH000002319 For any grievance mail at compliance@dealmoney.in

Dealmoney Securities Private Limited (hereinafter referred to as "Dealmoney") is a registered Member of National Stock Exchange of India Limited, Bombay Stock Exchange Limited and MCX Stock Exchange Limited. Dealmoney is also registered as a Depository Participant with CDSL. Dealmoney is in the process of making an application with SEBI for registering it as a Research Entity in terms of SEBI (Research Analyst) Regulations, 2014. Dealmoney or its associates has not been debarred/ suspended by SEBI or any other regulatory authority for accessing /dealing in securities Market and no material disciplinary action has been taken by SEBI/other regulatory authorities impacting Dealmoney's Equity Research Analysis. Dealmoney or its associates/ analyst including its relatives do not hold any actual/beneficial ownership of more than 1% in the company/ies covered by Analyst (hereinafter referred to as "Subject Company/ies"). Dealmoney or its associates/analyst including its relatives may hold financial interest in the company/ies covered by Analyst (hereinafter referred to as "Subject Company/ies"). Dealmoney or its associates/ analysts or his/her relative does not receive any compensation or other benefits from the subject company/ies mentioned in this research report (hereinafter referred to as "Report") or from a third party in connection with preparation of the report. Accordingly, Dealmoney or its associates/analyst or his/her relative does not have any other material conflict of interest at the time of publication of the Report.

Research analyst/s engaged in preparation of the Report, has not received any compensation / managed or co-managed public offering of securities of the subject company/ies / has not received compensation for investment banking or merchant banking or brokerage services from the subject company/ies / has not received compensation for products or services other than investment banking or merchant banking or brokerage services from the subject company/ies / has not received compensation or other benefits from the subject company/ies or third party in connection with the Report of the subject company/ies during the past twelve months / has not served as an officer, director or employee of subject Company/ies and is not engaged in market making activity of the subject Company/ies.

Dealmoney group companies provides finance related product services like distribution of financial products and as such is a provider of many services like loans, mutual funds, tax & trust planning etc. mentioned in this brochure. And hence, Dealmoney do not warranty / guarantee about performance of any products and customer servicing w.r.t third party products per se.

Third party products are subject to code of conduct to be adhered to by the representatives of Dealmoney and Dealmoney is not responsible for the losses, whether actual or notional incurred by any investor. Services assured and expected may vary from actual service and Dealmoney does not guarantee about the quality of services. Investments in securities and commodities are subject to market and other risks and there is no assurance or guarantee that the objectives of any of the Investments/Schemes/product would be achieved. Past performances are only indicative and returns are not assured and guaranteed by Dealmoney group companies. The price, value of and income from any of the securities or financial instruments mentioned in this report can fall as well as rise. The value of securities and financial instruments is subject to exchange rate fluctuation that may have a positive or adverse effect on the price or income of such securities or financial instruments.

Reports on technical and derivative analysis are based on studying charts of a stock's price movement, outstanding positions and trading volume as opposed to focussing on a company's fundamentals and as such, may not match with a report on a company's fundamentals. The opinions expressed in the Report are our current opinions as of the date of this report and may be subject to change from time to time without notice. Dealmoney or any persons connected with it do not accept any liability arising from use of this material/document/Report.

Information/ opinion conveyed through this material/document/Report are strictly meant for the registered Clients of Dealmoney group of Companies of the respective segments. This information is not intended for distribution to, or use by, any person or entity in any jurisdiction or country where such distribution or use would be contrary to law or regulation or which would subject Dealmoney or its affiliates to any registration requirement within such jurisdiction or country. This information does not constitute an offer to sell or a solicitation of an offer to buy any financial products to any person in any jurisdiction where it is unlawful to make such an offer or solicitation. No part of this material may be duplicated in whole or in part in any form and / or redistributed without the prior written consent of Dealmoney. This material/document/Report is being supplied to you solely for your information, and its contents, information or data may not be reproduced, redistributed or passed on directly or indirectly.

Recipients of the Report shall always independently verify reliability and suitability of the Report and opinions before investing.

For Company details, please visit our website www.dealmoneyonline.com

For research related query, write to us at research@dealmoney.in