

February 07, 2022

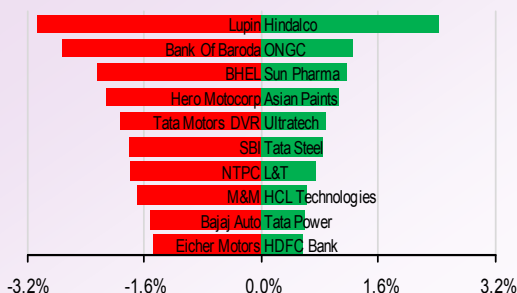
## NIFTY TO TRADE BETWEEN 17600-16850

In the sessions ahead, we see 17615 acting as a major hurdle and zones around 17410 should possibly provide a crucial support.

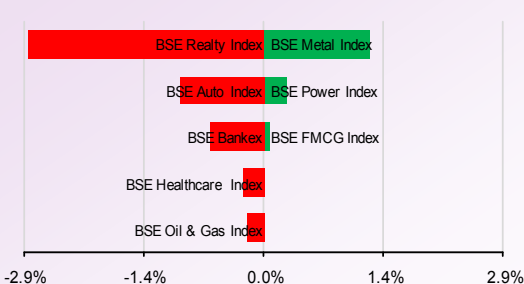
## TRADERS COMMENT

Benchmark index opened with flat. Market didn't sustained and felled in second half. Nifty closed in red and ended lower by -43.90 points or -0.25% at 17516.30 level.

## NIFTY MOVERS & SHAKERS



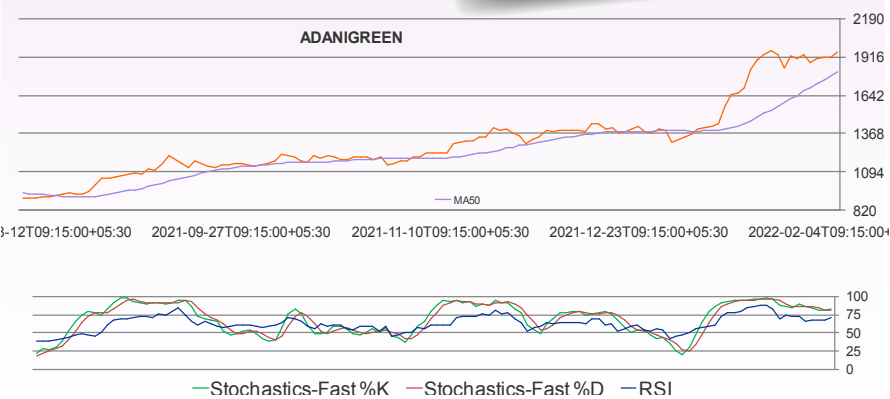
## TOP 5 SECTOR MOVERS



## Chart of the Day ADANI GREEN above 1950

Buy

The stock created triangle chart pattern Hourly scales and hence we recommend a BUY above 1950 for the targets at 1980 maintaining a stoploss at 1930.5



## Chart of the Day

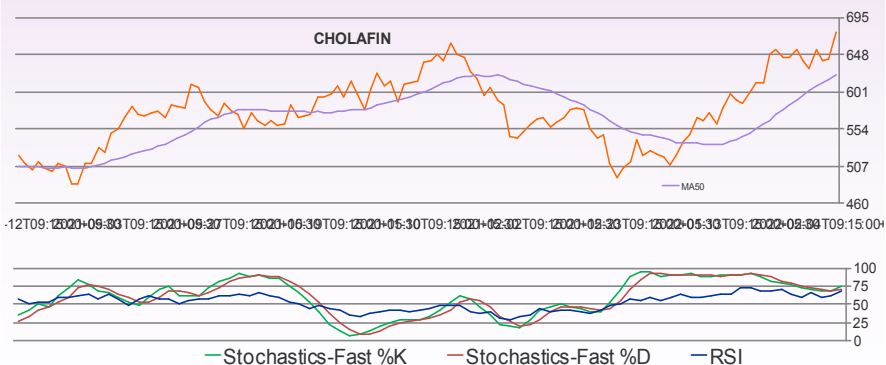
Buy: ADANI GREEN CMP:

## Technical Call of the Day

Buy: CHOLAFIN CMP 675.7

## Technical call of the Day CHOLAFIN Buy above 675.7

The stock has registered a Triangle breakout on daily frame charts and hence we initiate a Buy above 676 for the targets at 693 and stoploss is to be maintained at 667



We are also available on:



E-mail : [research@dealmoney.in](mailto:research@dealmoney.in)  
[www.dealmoneyonline.com](http://www.dealmoneyonline.com)

STOCKS TRADING IN POSITIVE ZONE: CHOLAFIN,VEDANTA  
 STOCKS TRADING IN NEGATIVE ZONE: SBICARD,LUPIN

# DAILY DIGEST

- PVR:** It has entered into an agreement with M3M India to set-up an ultra-modern and state-of-the-art 8-screen multiplex at M3M 65th Avenue, the recently delivered largest luxurious retail project in Gurugram by M3M India. M3M 65th Avenue is spread across 14 acres, with 1 million square feet of retail space and built with a top-line of Rs 4,000 crore  
CMP: 1608.6  
P/E(ttm): 122.2  
Impact **Positive**
- Aster DM Healthcare:** It has been ranked at no. 94 in the world's 100 most sustainable corporations in the 2022 Global 100 ranking by Corporate Knights, one of the world's most valued and transparent sustainability ratings. Aster is the only listed company from the Middle East and India to be included in this list for this year, alongside top MNCs from across the world.  
CMP: 185.7  
P/E(ttm): 9.0  
Impact **Positive**
- Goldiam International:** Its subsidiary company -- Eco-Friendly Diamonds is enhancing lab-grown diamonds capacity by 40% by adding new machineries worth of approximately Rs 10 crore. Further commercial production of the enhanced capacity will commence from the month of April 2022.  
CMP: 991.8  
P/E(ttm): 26.8  
Impact **Positive**
- Mahindra & Mahindra Financial Services:** It is aiming to reduce its net non-performing assets (NPA) ratio to below 4 per cent by March-end. In the quarter ended December 31, 2021, the company's net NPA (stage 3 assets), stood at 5.63 per cent (as per IND-AS accounting norms).  
CMP: 153.8  
P/E(ttm): 11.8  
Impact **Positive**
- Onmobile Global:** It has partnered with Dialog Axiata PLC, Sri Lanka's premier connectivity provider, to launch its mobile cloud-gaming platform ONMO, a unique mobile gaming offering that blends cloud streaming, social e-sports, and AI to provide an immersive gaming experience.  
CMP: 162.2  
P/E(ttm): 36.0  
Impact **Positive**

ttm = trailing twelve months

## Economic Snapshot

- The All India Tyres Federation has sought removal of anti-dumping duty on tyres and urged the government to lift import restrictions imposed after the Competition Commission of India's (CCI) order on domestic tyre manufacturers for indulging in price rigging and cartelisation. In August 2018, the CCI had imposed a total fine of more than Rs 1,788 crore on Apollo Tyres, MRF, CEAT, Birla Tyres, JK Tyre & Industries and the Automotive Tyre Manufacturers Association (ATMA).
- Economic think-tank NCAER in its latest report stated that the business confidence has remained buoyant in the third quarter of the current financial year (Q3FY22), though the pace of rise was moderated by a spurt in the number of COVID-19 cases in December 2021. It noted that business sentiments recovered in the October-December quarter of 2021'22 as compared to those prevailing in the July-September quarter.



# I-SOT

## INTRADAY STOCK TRADING

| FREQUENCY     | ALLOCATION                         | DURATION | RISK      |
|---------------|------------------------------------|----------|-----------|
| 4 calls a Day | Average Daily Premium of Rs.50,000 | Intraday | High Risk |

### SALIENT FEATURES:

- 👍 Fixed time for call generation – 2 calls at 9:30am and 2 calls @ 12:00pm
- 👍 High Risk – High Returns product
- 👍 Focused product for Intraday Derivative Traders
- 👍 Daily 4 calls to gain from intraday momentum
- 👍 High beta Midcap and Large cap F&O stocks for better entry and exit.

# DAILY DIGEST

## DERIVATIVES

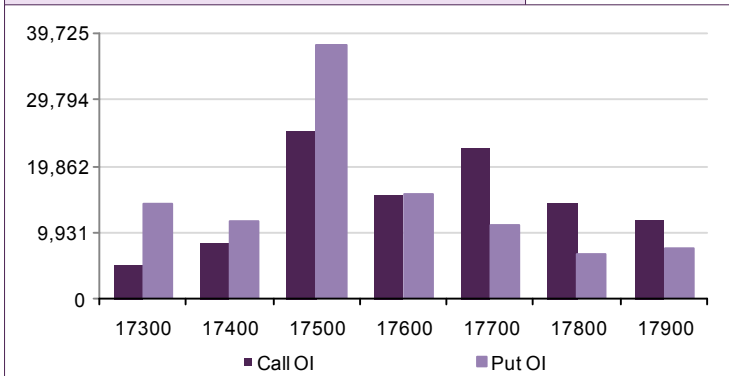
### Open Interest Gainers

| Stock      | Open Interest (contracts) | OI Change (%) | Price (Rs.) | Price change (%) |
|------------|---------------------------|---------------|-------------|------------------|
| TORNTPOWER | 3,682,500                 | 30.0%         | 573.85      | 7.2%             |
| GODREJPROP | 5,837,000                 | 26.8%         | 1512.95     | -9.3%            |
| ALKEM      | 299,200                   | 15.0%         | 3488.65     | -1.2%            |
| LUPIN      | 7,621,950                 | 10.0%         | 873.00      | -3.1%            |
| FSL        | 11,351,600                | 9.6%          | 149.85      | -6.3%            |


### Open Interest Losers

| Stock     | Open Interest (contracts) | OI Change (%) | Price (Rs.) | Price change (%) |
|-----------|---------------------------|---------------|-------------|------------------|
| HONAUT    | 7,425                     | -16.9%        | 44622.70    | -3.0%            |
| TITAN     | 5,889,375                 | -12.1%        | 2472.30     | -0.2%            |
| DALBHARAT | 460,000                   | -10.5%        | 1939.15     | 0.9%             |
| INTELLECT | 297,750                   | -8.7%         | 743.40      | -1.0%            |
| AMBUJACEM | 13,918,500                | -8.0%         | 379.65      | -0.6%            |

### Nifty Option OI Distribution



### Nifty OI Vs Futures Price



### Top 5 Traded Stock Futures

| Stock     | Expiry Date | No of contracts traded | Contract value (Rs. Lacs) | LTP  |
|-----------|-------------|------------------------|---------------------------|------|
| SBIN      | 24-Feb-22   | 33,173                 | 266,959                   | 531  |
| TATAPOWER | 24-Feb-22   | 11,837                 | 204,871                   | 255  |
| ITC       | 24-Feb-22   | 26,214                 | 193,101                   | 230  |
| RELIANCE  | 24-Feb-22   | 31,444                 | 184,031                   | 2338 |
| TATASTEEL | 24-Feb-22   | 34,139                 | 172,026                   | 1178 |

### Top 5 Traded Stock Options

| Stock    | Expiry Date | Option Type | Strike price | No of contracts traded | Contract value (Rs. Lacs) | LTP   |
|----------|-------------|-------------|--------------|------------------------|---------------------------|-------|
| ITC      | 24-Feb-22   | CE          | 240          | 26,106                 | 202,531                   | 2.10  |
| ITC      | 24-Feb-22   | CE          | 250          | 16,418                 | 131,946                   | 1.00  |
| ITC      | 24-Feb-22   | CE          | 235          | 13,190                 | 100,655                   | 3.05  |
| HINDALCO | 24-Feb-22   | CE          | 520          | 16,159                 | 93,195                    | 16.70 |
| ITC      | 24-Feb-22   | CE          | 230          | 12,042                 | 90,664                    | 4.75  |

### Top 5 Contract Future Volumes

| Stock     | Expiry Date | No of Contracts traded | Current Cash Volume | Cash Delivery % |
|-----------|-------------|------------------------|---------------------|-----------------|
| TATASTEEL | 24-Feb-22   | 34,139                 | 1,565,436           | 1680.0%         |
| SBIN      | 24-Feb-22   | 33,173                 | 7,851,720           | 3099.0%         |
| RELIANCE  | 24-Feb-22   | 31,444                 | 2,346,527           | 4597.0%         |
| ITC       | 24-Feb-22   | 26,214                 | 24,798,688          | 4373.0%         |
| INFY      | 24-Feb-22   | 22,660                 | 2,276,923           | 4844.0%         |

### Bottom 5 Contract Future Volumes

| Stock   | Expiry Date | No of Contracts traded | Current Cash Volume | Cash Delivery % |
|---------|-------------|------------------------|---------------------|-----------------|
| NBCC    | 24-Feb-22   | 331                    | 2,269,844           | 4890.0%         |
| IPCALAB | 24-Feb-22   | 332                    | 14,727              | 2830.0%         |
| STAR    | 24-Feb-22   | 379                    | 98,903              | 3478.0%         |
| HONAUT  | 24-Feb-22   | 398                    | 2,199               | 4283.0%         |
| SYNGENE | 24-Feb-22   | 422                    | 107,660             | 4420.0%         |

# DAILY DIGEST

## SUPPORT / RESISTANCE LEVEL

| Company Name        | Closing Price | S3       | S2       | S1       | Pivot    | R1       | R2       | R3       |
|---------------------|---------------|----------|----------|----------|----------|----------|----------|----------|
| ACC                 | 2274.75       | 2217.55  | 2236.62  | 2255.68  | 2289.07  | 2308.13  | 2360.58  | 2413.03  |
| Adani Ports         | 726.95        | 706.85   | 713.55   | 720.25   | 730.70   | 737.40   | 754.55   | 771.70   |
| Ambuja Cements      | 380.40        | 371.10   | 374.20   | 377.30   | 381.10   | 384.20   | 391.10   | 398.00   |
| Asian Paints        | 3236.65       | 3103.30  | 3147.75  | 3192.20  | 3220.50  | 3264.95  | 3337.70  | 3410.45  |
| Aurobindo Pharma    | 662.60        | 646.60   | 651.93   | 657.27   | 665.33   | 670.67   | 684.07   | 697.47   |
| Axis Bank           | 798.55        | 777.80   | 784.72   | 791.63   | 798.07   | 804.98   | 818.33   | 831.68   |
| Bajaj Auto          | 3565.35       | 3478.90  | 3507.72  | 3536.53  | 3578.82  | 3607.63  | 3678.73  | 3749.83  |
| Bank Of Baroda      | 106.55        | 100.95   | 102.82   | 104.68   | 108.02   | 109.88   | 115.08   | 120.28   |
| Bharti Airtel       | 720.20        | 709.75   | 713.23   | 716.72   | 719.98   | 723.47   | 730.22   | 736.97   |
| Indus Tower         | 255.20        | 245.05   | 248.43   | 251.82   | 257.53   | 260.92   | 270.02   | 279.12   |
| BHEL                | 58.75         | 56.80    | 57.45    | 58.10    | 59.15    | 59.80    | 61.50    | 63.20    |
| Bosch               | 16432.30      | 16103.15 | 16212.87 | 16322.58 | 16509.72 | 16619.43 | 16916.28 | 17213.13 |
| BPCL                | 375.65        | 368.10   | 370.62   | 373.13   | 376.57   | 379.08   | 385.03   | 390.98   |
| Cipla               | 946.10        | 922.25   | 930.20   | 938.15   | 947.95   | 955.90   | 973.65   | 991.40   |
| Coal India          | 160.40        | 157.20   | 158.27   | 159.33   | 161.07   | 162.13   | 164.93   | 167.73   |
| Dr. Reddy'S Lab     | 4351.95       | 4267.50  | 4295.65  | 4323.80  | 4365.15  | 4393.30  | 4462.80  | 4532.30  |
| Eicher Motors       | 2631.40       | 2554.10  | 2579.87  | 2605.63  | 2641.77  | 2667.53  | 2729.43  | 2791.33  |
| Gail                | 146.55        | 140.35   | 142.42   | 144.48   | 148.22   | 150.28   | 156.08   | 161.88   |
| Grasim              | 1735.30       | 1689.40  | 1704.70  | 1720.00  | 1742.50  | 1757.80  | 1795.60  | 1833.40  |
| HCL Technologies    | 1163.80       | 1107.60  | 1126.33  | 1145.07  | 1156.08  | 1174.82  | 1204.57  | 1234.32  |
| HDFC                | 2503.25       | 2447.00  | 2465.75  | 2484.50  | 2515.75  | 2534.50  | 2584.50  | 2634.50  |
| HDFC Bank           | 1524.00       | 1495.35  | 1504.90  | 1514.45  | 1523.65  | 1533.20  | 1551.95  | 1570.70  |
| Hero Motocorp       | 2721.75       | 2645.50  | 2670.92  | 2696.33  | 2738.17  | 2763.58  | 2830.83  | 2898.08  |
| Hindalco            | 525.15        | 495.60   | 505.45   | 515.30   | 521.90   | 531.75   | 548.20   | 564.65   |
| HUL                 | 2306.60       | 2253.25  | 2271.03  | 2288.82  | 2300.78  | 2318.57  | 2348.32  | 2378.07  |
| ICICI Bank          | 805.05        | 779.60   | 788.08   | 796.57   | 804.28   | 812.77   | 828.97   | 845.17   |
| Idea                | 11.30         | 10.55    | 10.80    | 11.05    | 11.45    | 11.70    | 12.35    | 13.00    |
| Indusind Bank       | 956.05        | 915.05   | 928.72   | 942.38   | 958.67   | 972.33   | 1002.28  | 1032.23  |
| Infosys             | 1741.10       | 1666.35  | 1691.27  | 1716.18  | 1735.07  | 1759.98  | 1803.78  | 1847.58  |
| ITC                 | 234.30        | 224.60   | 227.83   | 231.07   | 234.78   | 238.02   | 244.97   | 251.92   |
| Kotak Mahindra Bank | 1884.20       | 1842.50  | 1856.40  | 1870.30  | 1894.15  | 1908.05  | 1945.80  | 1983.55  |
| L&T                 | 1947.95       | 1888.80  | 1908.52  | 1928.23  | 1943.02  | 1962.73  | 1997.23  | 2031.73  |
| Lupin               | 872.20        | 818.85   | 836.63   | 854.42   | 877.18   | 894.97   | 935.52   | 976.07   |
| M&M                 | 841.70        | 810.90   | 821.17   | 831.43   | 846.42   | 856.68   | 881.93   | 907.18   |
| Maruti Suzuki India | 8550.55       | 8304.20  | 8386.32  | 8468.43  | 8574.22  | 8656.33  | 8844.23  | 9032.13  |
| NTPC                | 134.20        | 130.35   | 131.63   | 132.92   | 135.18   | 136.47   | 140.02   | 143.57   |
| ONGC                | 169.60        | 165.40   | 166.80   | 168.20   | 170.45   | 171.85   | 175.50   | 179.15   |
| Power Grid          | 209.70        | 204.85   | 206.47   | 208.08   | 210.72   | 212.33   | 216.58   | 220.83   |
| RIL                 | 2331.30       | 2293.75  | 2306.27  | 2318.78  | 2333.62  | 2346.13  | 2373.48  | 2400.83  |
| SBI                 | 530.30        | 508.20   | 515.57   | 522.93   | 534.67   | 542.03   | 561.13   | 580.23   |
| Sun Pharma          | 893.95        | 859.85   | 871.22   | 882.58   | 892.72   | 904.08   | 925.58   | 947.08   |
| Tata Motors         | 500.60        | 490.20   | 493.67   | 497.13   | 502.47   | 505.93   | 514.73   | 523.53   |
| Tata Motors DVR     | 238.15        | 227.40   | 230.98   | 234.57   | 239.98   | 243.57   | 252.57   | 261.57   |
| Tata Power          | 254.35        | 248.10   | 250.18   | 252.27   | 255.08   | 257.17   | 262.07   | 266.97   |
| Tata Steel          | 1176.30       | 1142.75  | 1153.93  | 1165.12  | 1181.43  | 1192.62  | 1220.12  | 1247.62  |
| TCS                 | 3814.90       | 3713.30  | 3747.17  | 3781.03  | 3802.87  | 3836.73  | 3892.43  | 3948.13  |
| Tech Mahindra       | 1448.20       | 1405.05  | 1419.43  | 1433.82  | 1449.38  | 1463.77  | 1493.72  | 1523.67  |
| Ultratech           | 7439.65       | 7230.40  | 7300.15  | 7369.90  | 7449.90  | 7519.65  | 7669.40  | 7819.15  |
| Wipro               | 571.75        | 558.30   | 562.78   | 567.27   | 572.53   | 577.02   | 586.77   | 596.52   |
| Yes Bank            | 13.70         | 13.25    | 13.40    | 13.55    | 13.70    | 13.85    | 14.15    | 14.45    |
| Zee Entertainment   | 278.30        | 264.45   | 269.07   | 273.68   | 281.22   | 285.83   | 297.98   | 310.13   |

## Disclaimer

For private circulation only

Website: [www.dealmoneyonline.in](http://www.dealmoneyonline.in)

**DISCLAIMER** : SEBI Research Analyst Registration No: INH000002319 For any grievance mail at [compliance@dealmoney.in](mailto:compliance@dealmoney.in)

Dealmoney Securities Private Limited (hereinafter referred to as "Dealmoney") is a registered Member of National Stock Exchange of India Limited, Bombay Stock Exchange Limited and MCX Stock Exchange Limited. Dealmoney is also registered as a Depository Participant with CDSL. Dealmoney is in the process of making an application with SEBI for registering it as a Research Entity in terms of SEBI (Research Analyst) Regulations, 2014. Dealmoney or its associates has not been debarred/ suspended by SEBI or any other regulatory authority for accessing /dealing in securities Market and no material disciplinary action has been taken by SEBI/other regulatory authorities impacting Dealmoney's Equity Research Analysis. Dealmoney or its associates/ analyst including its relatives do not hold any actual/beneficial ownership of more than 1% in the company/ies covered by Analyst (hereinafter referred to as "Subject Company/ies"). Dealmoney or its associates/analyst including its relatives may hold financial interest in the company/ies covered by Analyst (hereinafter referred to as "Subject Company/ies"). Dealmoney or its associates/ analysts or his/her relative does not receive any compensation or other benefits from the subject company/ies mentioned in this research report (hereinafter referred to as "Report") or from a third party in connection with preparation of the report. Accordingly, Dealmoney or its associates/analyst or his/her relative does not have any other material conflict of interest at the time of publication of the Report.

Research analyst/s engaged in preparation of the Report, has not received any compensation / managed or co-managed public offering of securities of the subject company/ies / has not received compensation for investment banking or merchant banking or brokerage services from the subject company/ies / has not received compensation for products or services other than investment banking or merchant banking or brokerage services from the subject company/ies / has not received compensation or other benefits from the subject company/ies or third party in connection with the Report of the subject company/ies during the past twelve months / has not served as an officer, director or employee of subject Company/ies and is not engaged in market making activity of the subject Company/ies.

Dealmoney group companies provides finance related product services like distribution of financial products and as such is a provider of many services like loans, mutual funds, tax & trust planning etc. mentioned in this brochure. And hence, Dealmoney do not warranty / guarantee about performance of any products and customer servicing w.r.t third party products per se.

Third party products are subject to code of conduct to be adhered to by the representatives of Dealmoney and Dealmoney is not responsible for the losses, whether actual or notional incurred by any investor. Services assured and expected may vary from actual service and Dealmoney does not guarantee about the quality of services. Investments in securities and commodities are subject to market and other risks and there is no assurance or guarantee that the objectives of any of the Investments/Schemes/product would be achieved. Past performances are only indicative and returns are not assured and guaranteed by Dealmoney group companies. The price, value of and income from any of the securities or financial instruments mentioned in this report can fall as well as rise. The value of securities and financial instruments is subject to exchange rate fluctuation that may have a positive or adverse effect on the price or income of such securities or financial instruments.

Reports on technical and derivative analysis are based on studying charts of a stock's price movement, outstanding positions and trading volume as opposed to focussing on a company's fundamentals and as such, may not match with a report on a company's fundamentals. The opinions expressed in the Report are our current opinions as of the date of this report and may be subject to change from time to time without notice. Dealmoney or any persons connected with it do not accept any liability arising from use of this material/document/Report.

Information/ opinion conveyed through this material/document/Report are strictly meant for the registered Clients of Dealmoney group of Companies of the respective segments. This information is not intended for distribution to, or use by, any person or entity in any jurisdiction or country where such distribution or use would be contrary to law or regulation or which would subject Dealmoney or its affiliates to any registration requirement within such jurisdiction or country. This information does not constitute an offer to sell or a solicitation of an offer to buy any financial products to any person in any jurisdiction where it is unlawful to make such an offer or solicitation. No part of this material may be duplicated in whole or in part in any form and / or redistributed without the prior written consent of Dealmoney. This material/document/Report is being supplied to you solely for your information, and its contents, information or data may not be reproduced, redistributed or passed on directly or indirectly.

Recipients of the Report shall always independently verify reliability and suitability of the Report and opinions before investing.

For Company details, please visit our website [www.dealmoneyonline.com](http://www.dealmoneyonline.com)

For research related query, write to us at [research@dealmoney.in](mailto:research@dealmoney.in)