

February 09, 2022

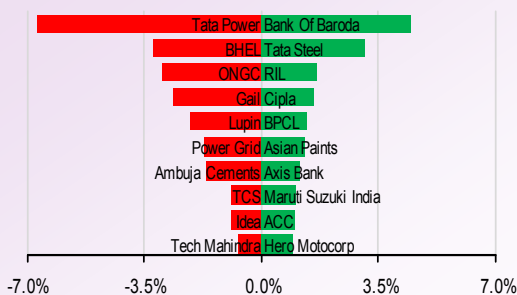
## NIFTY TO TRADE BETWEEN 17400-16800

In the sessions ahead, we see 177400 acting as a major hurdle and zones around 17000 should possibly provide a crucial support.

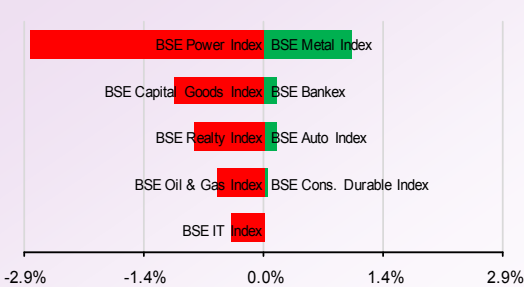
## TRADERS COMMENT

Benchmark index opened with flat. Market sustained and risen in second half. Nifty closed in green and ended higher by +53.15 points or +0.31% at 17266.75 level.

## NIFTY MOVERS & SHAKERS

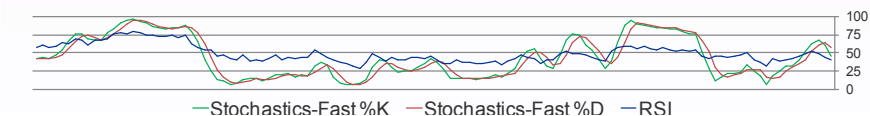
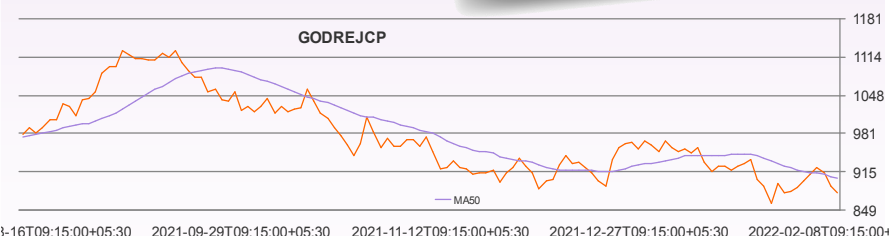


## TOP 5 SECTOR MOVERS



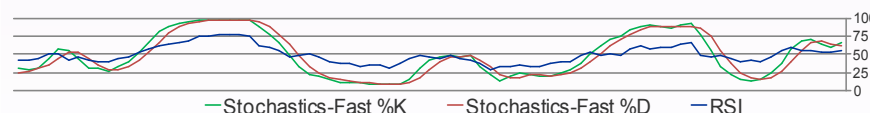
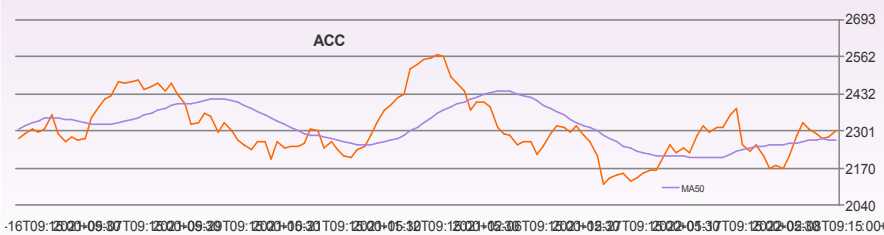
## Chart of the Day GODREJ CONSUMER Sell Below 878

The stock created Head & Shoulder chart pattern at Daily scales and hence we recommend a Sell Below 878 for the targets at 860.4 maintaining a stoploss at 886



## Technical call of the Day ACC Buy Above 2304

The stock has registered a Triangle on daily frame charts and hence we initiate a Buy Above 2304 for the targets at 2350 and stoploss is to be maintained at 2281



**Chart of the Day**  
Sell: GODREJ CON- CMP:  
**Technical Call of the Day**  
Buy: ACC CMP:2304

We are also available on:



E-mail : [research@dealmoney.in](mailto:research@dealmoney.in)  
[www.dealmoneyonline.com](http://www.dealmoneyonline.com)

STOCKS TRADING IN POSITIVE ZONE: BOB, GNFC  
STOCKS TRADING IN NEGATIVE ZONE: TATAPOWER,IBULHOSING

- Exxaro Tiles:** It has expanded its existing manufacturing facility situated at Gujarat. The company has purchased a 'SACMI CONTINUA' technology based press, admeasuring 1600mm x 3200mm imported from Italy to manufacture large glazed vitrified tiles/slabs. Total capex for the expansion would be approximately Rs 30 crore. Notably, Talod manufacturing facility is the largest manufacturing plant of glazed vitrified tiles under single roof in India.

CMP:	126.9
P/E(ttm):	9.6
Impact	Positive
- Ashok Leyland:** It is planning to raise upto Rs 250 crore through the issuance of secured, rated, listed, redeemable Non-Convertible Debentures (NCDs) on a private placement basis, in one or more tranches/series. The meeting of board of directors of the company is scheduled on February 11, 2022 to consider and approve the same.

CMP:	134.0
P/E(ttm):	6.5
Impact	Positive
- Automotive Axles:** It is planning to acquire 26% stake in 'Parola Renewables'. This investment is for the company to avail solar power from Parola Renewables for its units situated at Hootagalli Industrial Area, Off Hunsur Road, Mysore. The cost of acquisition will be Rs 2.40 crore. Time period for completion of the acquisition is on or before June 30, 2022.

CMP:	1516.3
P/E(ttm):	40.9
Impact	Positive
- Dilip Buildcon:** It wholly owned subsidiary -- Bangarupalem Gudipala Highways has executed the concession agreement with the National Highways Authority of India (NHAI) (Ministry of Road Transport and Highways) on February 07,2022 for construction of four lane Bangalore-Chennai Expressway from Km 127.000 (Bangarupalem) to Km 156.000 (Gudipala)

CMP:	354.2
P/E(ttm):	27.1
Impact	Positive
- Sarda Energy & Minerals:** It has commenced operations at its Coal Washery at Raigarh, after having received all required approvals. The Coal Washery is located within the Gare Palma IV/7 coal mine premises and has an annual capacity of 0.96 MTPA.

CMP:	852.8
P/E(ttm):	189.3
Impact	Positive

ttm = trailing twelve months

## Economic Snapshot

- NITI Aayog Vice Chairman Rajiv Kumar has said India is witnessing increasing digitisation with people getting greater and easier access to financial services, which has led to a shift in consumers' financial behaviour from cash to e-wallets and UPI.
- Fitch Ratings has said higher fiscal deficit and lack of clarity on consolidation plans in the Budget add risks to its projection of lowering of India's debt-to-gross domestic product (GDP) ratio. The degree to which planned higher capex (capital expenditure) supports GDP growth and offsets these risks is an important consideration for the sovereign rating. Risks around the sustainability of the downward debt trajectory were a key factor behind Fitch's decision to maintain a 'negative' outlook on sovereign when it affirmed India's 'BBB-' rating in November 2021.



# I-SOT

## INTRADAY STOCK TRADING

FREQUENCY	ALLOCATION	DURATION	RISK
4 calls a Day	Average Daily Premium of Rs.50,000	Intraday	High Risk

### SALIENT FEATURES:

- 👍 Fixed time for call generation – 2 calls at 9:30am and 2 calls @ 12:00pm
- 👍 High Risk – High Returns product
- 👍 Focused product for Intraday Derivative Traders
- 👍 Daily 4 calls to gain from intraday momentum
- 👍 High beta Midcap and Large cap F&O stocks for better entry and exit.

# DAILY DIGEST

## DERIVATIVES

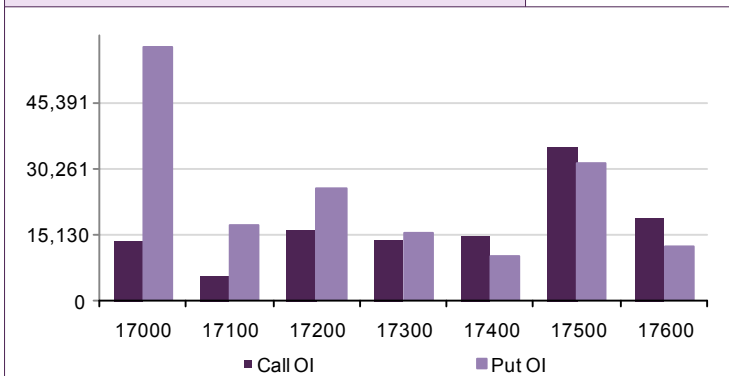
### Open Interest Gainers

Stock	Open Interest (contracts)	OI Change (%)	Price (Rs.)	Price change (%)
TVSMOTOR	9,003,400	21.6%	647.90	2.3%
BATAINDIA	1,551,550	10.5%	1886.90	-2.0%
TATAPOWER	136,721,250	9.8%	234.95	-6.8%
INTELLECT	324,750	9.1%	707.35	-2.4%
PFC	42,302,600	8.3%	116.90	-1.9%

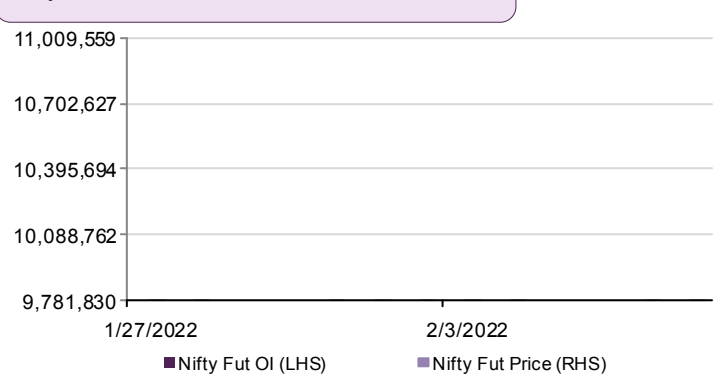
### Open Interest Losers

Stock	Open Interest (contracts)	OI Change (%)	Price (Rs.)	Price change (%)
PETRONET	18,168,000	-7.4%	216.70	2.1%
GSPL	1,254,600	-7.2%	305.30	-2.8%
PFIZER	161,750	-7.0%	4549.25	3.1%
HONAUT	8,220	-5.8%	44467.90	-1.4%
AUBANK	2,716,500	-5.7%	1335.90	-0.2%

### Nifty Option OI Distribution



### Nifty OI Vs Futures Price



### Top 5 Traded Stock Futures

Stock	Expiry Date	No of contracts traded	Contract value (Rs. Lacs)	LTP
TATAPOWER	24-Feb-22	20,648	332,820	235
TATAMOTORS	24-Feb-22	17,720	246,683	494
SBIN	24-Feb-22	27,875	220,793	532
TATASTEEL	24-Feb-22	41,660	213,449	1224
RELIANCE	24-Feb-22	32,536	190,432	2359

### Top 5 Traded Stock Options

Stock	Expiry Date	Option Type	Strike price	No of contracts traded	Contract value (Rs. Lacs)	LTP
BANKBARODA	24-Feb-22	CE	120	7,943	114,266	3.70
MARUTI	24-Feb-22	CE	9,000	12,110	110,224	85.25
AXISBANK	24-Feb-22	CE	800	10,834	105,660	15.85
ITC	24-Feb-22	CE	240	11,697	90,254	1.05
HDFCBANK	24-Feb-22	CE	1,500	9,092	75,778	15.65

### Top 5 Contract Future Volumes

Stock	Expiry Date	No of Contracts traded	Current Cash Volume	Cash Delivery %
TATASTEEL	24-Feb-22	41,660	3,087,211	2192.0%
RELIANCE	24-Feb-22	32,536	2,963,152	5324.0%
INFY	24-Feb-22	28,900	4,052,016	6694.0%
SBIN	24-Feb-22	27,875	5,243,345	1974.0%
TATAPOWER	24-Feb-22	20,648	22,031,262	2685.0%

### Bottom 5 Contract Future Volumes

Stock	Expiry Date	No of Contracts traded	Current Cash Volume	Cash Delivery %
HONAUT	24-Feb-22	232	1,709	4408.0%
NBCC	24-Feb-22	283	1,014,241	3054.0%
ALKEM	24-Feb-22	376	20,026	3960.0%
WHIRLPOOL	24-Feb-22	393	34,382	4836.0%
JKCEMENT	24-Feb-22	416	17,563	4230.0%

# DAILY DIGEST

## SUPPORT / RESISTANCE LEVEL

Company Name	Closing Price	S3	S2	S1	Pivot	R1	R2	R3
ACC	2304.75	2214.40	2244.52	2274.63	2292.32	2322.43	2370.23	2418.03
Adani Ports	717.80	683.00	694.60	706.20	714.60	726.20	746.20	766.20
Ambuja Cements	376.30	360.40	365.70	371.00	378.55	383.85	396.70	409.55
Asian Paints	3216.35	3108.90	3144.72	3180.53	3202.02	3237.83	3295.13	3352.43
Aurobindo Pharma	650.10	628.25	635.53	642.82	650.38	657.67	672.52	687.37
Axis Bank	798.55	751.30	767.05	782.80	791.90	807.65	832.50	857.35
Bajaj Auto	3458.65	3378.85	3405.45	3432.05	3472.50	3499.10	3566.15	3633.20
Bank Of Baroda	117.95	104.70	109.12	113.53	115.92	120.33	127.13	133.93
Bharti Airtel	708.90	687.30	694.50	701.70	708.20	715.40	729.10	742.80
Indus Tower	252.85	245.45	247.92	250.38	252.97	255.43	260.48	265.53
BHEL	55.75	52.40	53.52	54.63	56.32	57.43	60.23	63.03
Bosch	16058.35	15700.15	15819.55	15938.95	16079.45	16198.85	16458.75	16718.65
BPCL	377.40	362.80	367.67	372.53	375.52	380.38	388.23	396.08
Cipla	948.05	911.20	923.48	935.77	943.38	955.67	975.57	995.47
Coal India	159.95	154.20	156.12	158.03	160.27	162.18	166.33	170.48
Dr. Reddy'S Lab	4321.95	4180.75	4227.82	4274.88	4327.12	4374.18	4473.48	4572.78
Eicher Motors	2589.15	2518.40	2541.98	2565.57	2605.28	2628.87	2692.17	2755.47
Gail	144.30	135.80	138.63	141.47	145.13	147.97	154.47	160.97
Grasim	1717.80	1642.80	1667.80	1692.80	1710.40	1735.40	1778.00	1820.60
HCL Technologies	1161.95	1127.25	1138.82	1150.38	1160.12	1171.68	1192.98	1214.28
HDFC	2414.60	2358.00	2376.87	2395.73	2423.87	2442.73	2489.73	2536.73
HDFC Bank	1461.85	1410.65	1427.72	1444.78	1461.62	1478.68	1512.58	1546.48
Hero Motocorp	2671.95	2608.35	2629.55	2650.75	2671.20	2692.40	2734.05	2775.70
Hindalco	526.80	495.00	505.60	516.20	524.65	535.25	554.30	573.35
HUL	2264.35	2225.10	2238.18	2251.27	2259.63	2272.72	2294.17	2315.62
ICICI Bank	792.50	752.90	766.10	779.30	787.50	800.70	822.10	843.50
Idea	10.85	10.40	10.55	10.70	10.95	11.10	11.50	11.90
Indusind Bank	937.70	885.25	902.73	920.22	930.48	947.97	975.72	1003.47
Infosys	1717.30	1667.00	1683.77	1700.53	1712.77	1729.53	1758.53	1787.53
ITC	231.25	225.80	227.62	229.43	230.87	232.68	235.93	239.18
Kotak Mahindra Bank	1817.80	1738.15	1764.70	1791.25	1819.65	1846.20	1901.15	1956.10
L&T	1875.60	1799.05	1824.57	1850.08	1873.52	1899.03	1947.98	1996.93
Lupin	787.60	758.05	767.90	777.75	794.30	804.15	830.55	856.95
M&M	832.05	796.60	808.42	820.23	828.97	840.78	861.33	881.88
Maruti Suzuki India	8599.45	8083.00	8255.15	8427.30	8608.20	8780.35	9133.40	9486.45
NTPC	135.00	129.95	131.63	133.32	134.48	136.17	139.02	141.87
ONGC	166.95	160.00	162.32	164.63	168.82	171.13	177.63	184.13
Power Grid	210.05	201.60	204.42	207.23	211.32	214.13	221.03	227.93
RIL	2356.05	2260.00	2292.02	2324.03	2342.02	2374.03	2424.03	2474.03
SBI	531.35	500.35	510.68	521.02	529.33	539.67	558.32	576.97
Sun Pharma	894.10	868.05	876.73	885.42	890.68	899.37	913.32	927.27
Tata Motors	492.75	459.80	470.78	481.77	490.13	501.12	520.47	539.82
Tata Motors DVR	236.50	221.75	226.67	231.58	236.17	241.08	250.58	260.08
Tata Power	234.85	211.60	219.35	227.10	240.35	248.10	269.10	290.10
Tata Steel	1219.60	1120.60	1153.60	1186.60	1204.50	1237.50	1288.40	1339.30
TCS	3743.45	3642.30	3676.02	3709.73	3754.72	3788.43	3867.13	3945.83
Tech Mahindra	1434.20	1384.25	1400.90	1417.55	1436.85	1453.50	1489.45	1525.40
Ultratech	7421.35	7212.60	7282.18	7351.77	7425.38	7494.97	7638.17	7781.37
Wipro	560.25	543.10	548.82	554.53	560.17	565.88	577.23	588.58
Yes Bank	14.15	13.75	13.88	14.02	14.13	14.27	14.52	14.77
Zee Entertainment	270.80	256.60	261.33	266.07	272.03	276.77	287.47	298.17

## Disclaimer

For private circulation only

Website: [www.dealmoneyonline.in](http://www.dealmoneyonline.in)

**DISCLAIMER** : SEBI Research Analyst Registration No: INH000002319 For any grievance mail at [compliance@dealmoney.in](mailto:compliance@dealmoney.in)

Dealmoney Securities Private Limited (hereinafter referred to as "Dealmoney") is a registered Member of National Stock Exchange of India Limited, Bombay Stock Exchange Limited and MCX Stock Exchange Limited. Dealmoney is also registered as a Depository Participant with CDSL. Dealmoney is in the process of making an application with SEBI for registering it as a Research Entity in terms of SEBI (Research Analyst) Regulations, 2014. Dealmoney or its associates has not been debarred/ suspended by SEBI or any other regulatory authority for accessing /dealing in securities Market and no material disciplinary action has been taken by SEBI/other regulatory authorities impacting Dealmoney's Equity Research Analysis. Dealmoney or its associates/ analyst including its relatives do not hold any actual/beneficial ownership of more than 1% in the company/ies covered by Analyst (hereinafter referred to as "Subject Company/ies"). Dealmoney or its associates/analyst including its relatives may hold financial interest in the company/ies covered by Analyst (hereinafter referred to as "Subject Company/ies"). Dealmoney or its associates/ analysts or his/her relative does not receive any compensation or other benefits from the subject company/ies mentioned in this research report (hereinafter referred to as "Report") or from a third party in connection with preparation of the report. Accordingly, Dealmoney or its associates/analyst or his/her relative does not have any other material conflict of interest at the time of publication of the Report.

Research analyst/s engaged in preparation of the Report, has not received any compensation / managed or co-managed public offering of securities of the subject company/ies / has not received compensation for investment banking or merchant banking or brokerage services from the subject company/ies / has not received compensation for products or services other than investment banking or merchant banking or brokerage services from the subject company/ies / has not received compensation or other benefits from the subject company/ies or third party in connection with the Report of the subject company/ies during the past twelve months / has not served as an officer, director or employee of subject Company/ies and is not engaged in market making activity of the subject Company/ies.

Dealmoney group companies provides finance related product services like distribution of financial products and as such is a provider of many services like loans, mutual funds, tax & trust planning etc. mentioned in this brochure. And hence, Dealmoney do not warranty / guarantee about performance of any products and customer servicing w.r.t third party products per se.

Third party products are subject to code of conduct to be adhered to by the representatives of Dealmoney and Dealmoney is not responsible for the losses, whether actual or notional incurred by any investor. Services assured and expected may vary from actual service and Dealmoney does not guarantee about the quality of services. Investments in securities and commodities are subject to market and other risks and there is no assurance or guarantee that the objectives of any of the Investments/Schemes/product would be achieved. Past performances are only indicative and returns are not assured and guaranteed by Dealmoney group companies. The price, value of and income from any of the securities or financial instruments mentioned in this report can fall as well as rise. The value of securities and financial instruments is subject to exchange rate fluctuation that may have a positive or adverse effect on the price or income of such securities or financial instruments.

Reports on technical and derivative analysis are based on studying charts of a stock's price movement, outstanding positions and trading volume as opposed to focussing on a company's fundamentals and as such, may not match with a report on a company's fundamentals. The opinions expressed in the Report are our current opinions as of the date of this report and may be subject to change from time to time without notice. Dealmoney or any persons connected with it do not accept any liability arising from use of this material/document/Report.

Information/ opinion conveyed through this material/document/Report are strictly meant for the registered Clients of Dealmoney group of Companies of the respective segments. This information is not intended for distribution to, or use by, any person or entity in any jurisdiction or country where such distribution or use would be contrary to law or regulation or which would subject Dealmoney or its affiliates to any registration requirement within such jurisdiction or country. This information does not constitute an offer to sell or a solicitation of an offer to buy any financial products to any person in any jurisdiction where it is unlawful to make such an offer or solicitation. No part of this material may be duplicated in whole or in part in any form and / or redistributed without the prior written consent of Dealmoney. This material/document/Report is being supplied to you solely for your information, and its contents, information or data may not be reproduced, redistributed or passed on directly or indirectly.

Recipients of the Report shall always independently verify reliability and suitability of the Report and opinions before investing.

For Company details, please visit our website [www.dealmoneyonline.com](http://www.dealmoneyonline.com)

For research related query, write to us at [research@dealmoney.in](mailto:research@dealmoney.in)