

February 21, 2022

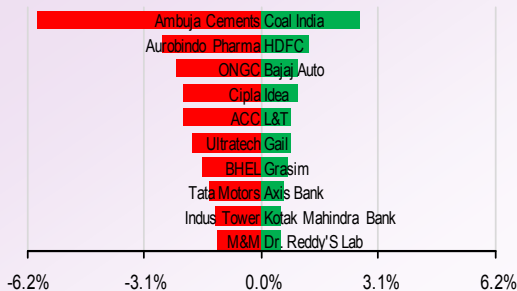
## NIFTY TO TRADE BETWEEN 16800-17800

In the sessions ahead, we see 17600 acting as a major hurdle and zones around 17000 should possibly provide a crucial support.

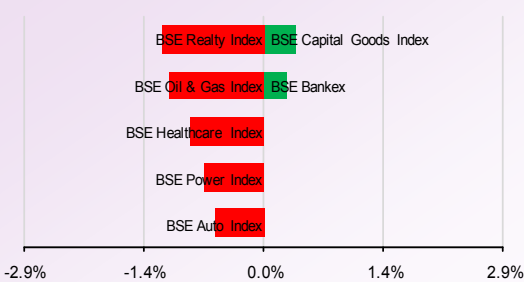
## TRADERS COMMENT

Benchmark index opened with gap up. Market sustained and fell in second half. Nifty closed in red and ended lower by -28.75 points or -0.17% at 17275.85 level.

## NIFTY MOVERS & SHAKERS



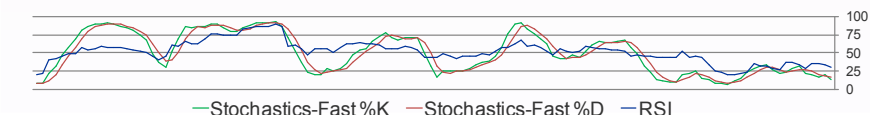
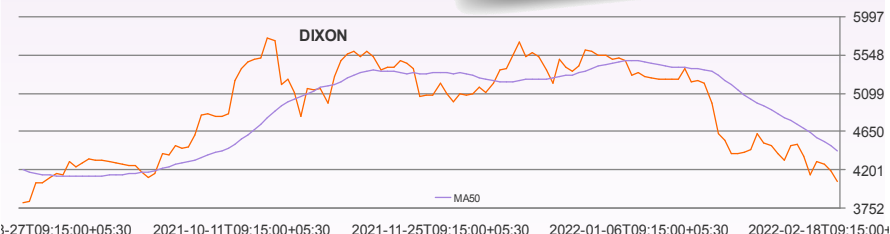
## TOP 5 SECTOR MOVERS



## Chart of the Day DIXON TECH BELOW 4069

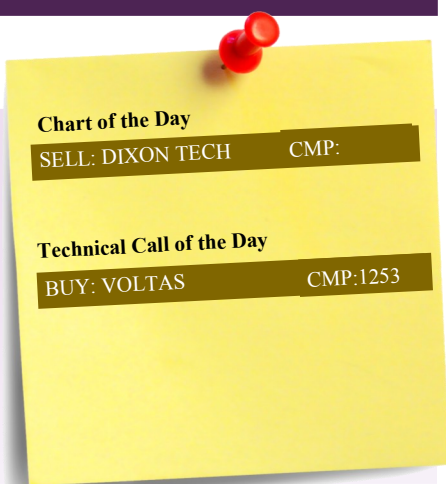
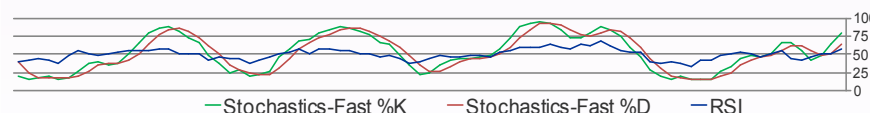
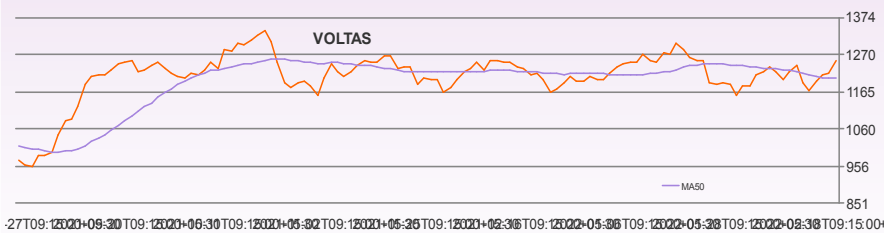
SELL

The stock created Channel pattern at Daily scales and hence we recommend a Sell Below 4069 for the targets at 3987 maintaining a stoploss at 4109



## Technical call of the Day VOLTAS BUY ABOVE 1253

The stock has registered a Bullish Flag pattern on daily frame charts and hence we initiate a Buy Above 1253 for the targets at 1278 and stoploss is to be maintained at 1240



We are also available on:



E-mail : [research@dealmoney.in](mailto:research@dealmoney.in)  
[www.dealmoneyonline.com](http://www.dealmoneyonline.com)

STOCKS TRADING IN POSITIVE ZONE: TORRENT PHRAMA ,VOLTAS  
 STOCKS TRADING IN NEGATIVE ZONE: AMBUJA CEMENT,MOTHERSON SUMI

- Jubilant Ingrevia:** It has raised Rs 150 crore through the issuance of Commercial Papers ('CPs') on February 17, 2022. Date of maturity of said Commercial Papers will be March 25, 2022. Tenure of the instrument is for 36 days. The company has issued Commercial Papers at 4.15%

CMP:	520.0
P/E(ttm):	39.5
Impact	Positive
- Ashok Leyland:** It is eyeing a strong comeback in the commercial vehicle segment this year as it looks to consolidate its position in the intermediate commercial vehicle (ICV) segment and reap benefits of enhanced demand for its modular AVTR range.

CMP:	126.5
P/E(ttm):	6.2
Impact	Positive
- InterGlobe Aviation (IndiGo):** It has reported the Passenger Load Factor (PLF) of 66.6% during the month of January 2022. The company had reported PLF of 80.2% during the month of December 2021.

CMP:	2116.6
P/E(ttm):	57.2
Impact	Positive
- INDHOTEL:** Ginger, operated by Roots Corporation which is a subsidiary of The Indian Hotels Company (IHCL), has strengthened its footprint with the launch of a new hotel in Greater Noida, National Capital Region (Delhi-NCR). Designed on the lean luxe philosophy, the hotel offers a co-existence of contrasts through dynamic spaces, seamlessly blending the lines of work and play.

CMP:	207.1
P/E(ttm):	15.8
Impact	Positive
- Apollo Hospitals Enterprise:** It has collaborated with Marafon Group for setting up a first-of-its kind tertiary care hospital in Uzbekistan, the leading corporate hospital.

CMP:	4471.6
P/E(ttm):	992.5
Impact	Positive

ttm = trailing twelve months

## Economic Snapshot

- Rating agency Icria has said that the government's ambitious production-linked incentive (PLI) scheme will look to unlock manufacturing capacity as well as support in attracting about Rs 4 lakh crore of capital expenditure over the next five years. With an aim to boost manufacturing, employment generation, import reduction and exports growth, the PLI scheme covers strategically significant sectors that have seen surging demand (solar, semiconductors/electronics, automobiles etc),
- India Ratings and Research (Ind-Ra) has revised its outlook on the banking sector to 'improving' from 'stable' for next fiscal year (FY23), helped by better credit demand and strong balance sheet of lenders. For next fiscal year, the agency expects credit growth to pick up to 10 per cent and sees gross non-performing asset (GNPA) ratio at 6.1 per cent. It mentioned 'We have revised the outlook on the overall banking sector to improving for FY23 from stable'



# I-SOT

## INTRADAY STOCK TRADING

FREQUENCY	ALLOCATION	DURATION	RISK
4 calls a Day	Average Daily Premium of Rs.50,000	Intraday	High Risk

### SALIENT FEATURES:

- 👍 Fixed time for call generation – 2 calls at 9:30am and 2 calls @ 12:00pm
- 👍 High Risk – High Returns product
- 👍 Focused product for Intraday Derivative Traders
- 👍 Daily 4 calls to gain from intraday momentum
- 👍 High beta Midcap and Large cap F&O stocks for better entry and exit.

# DAILY DIGEST

## DERIVATIVES

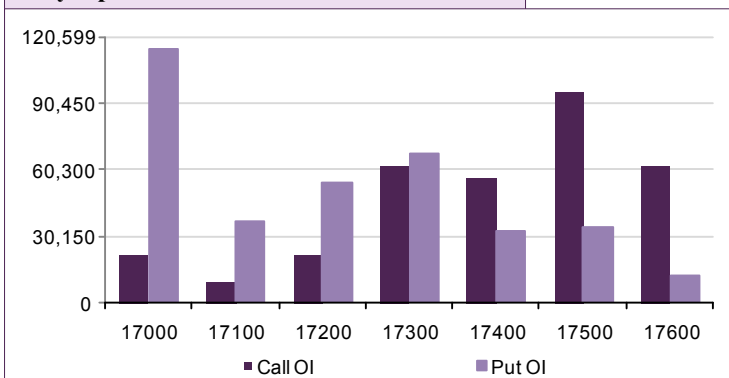
### Open Interest Gainers

Stock	Open Interest (contracts)	OI Change (%)	Price (Rs.)	Price change (%)
SYNGENE	796,450	4.8%	561.70	-2.9%
AMBUJACEM	14,317,500	4.8%	338.55	-5.9%
COALINDIA	37,720,200	2.3%	162.70	2.7%
JKCEMENT	266,525	1.1%	2966.45	-2.2%
COROMANDEL	877,500	1.1%	803.80	0.4%

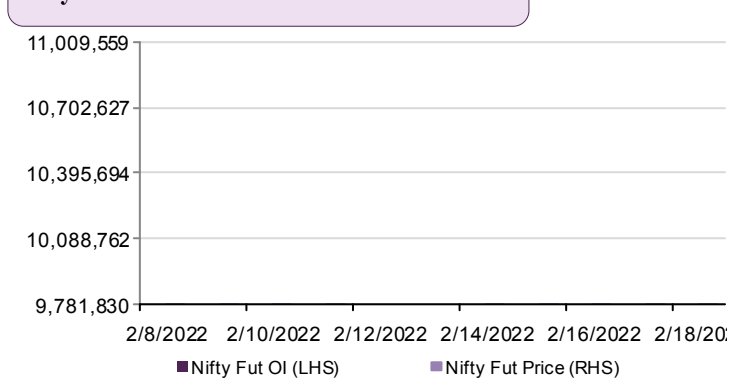
### Open Interest Losers

Stock	Open Interest (contracts)	OI Change (%)	Price (Rs.)	Price change (%)
ADANI PORTS	33,167,500	-44.7%	728.10	-1.0%
SUNTV	8,652,000	-25.5%	484.85	-1.8%
GRASIM	7,102,675	-19.4%	1720.15	0.7%
BERGEPAINT	3,130,600	-18.5%	738.10	1.7%
SAIL	104,666,250	-17.7%	96.80	-0.6%

### Nifty Option OI Distribution



### Nifty OI Vs Futures Price



### Top 5 Traded Stock Futures

Stock	Expiry Date	No of contracts traded	Contract value (Rs. Lacs)	LTP
ICICIBANK	24-Feb-22	23,691	244,932	748
ADANI PORTS	24-Feb-22	25,544	234,197	728
ADANI PORTS	31-Mar-22	22,553	207,646	731
RELIANCE	24-Feb-22	26,138	159,468	2424
HDFC	24-Feb-22	21,635	158,063	2439

### Top 5 Traded Stock Options

Stock	Expiry Date	Option Type	Strike price	No of contracts traded	Contract value (Rs. Lacs)	LTP
LT	24-Feb-22	CE	1,900	16,657	184,045	16.85
ICICIBANK	24-Feb-22	CE	750	10,345	108,596	10.60
MARUTI	24-Feb-22	CE	8,600	10,759	94,008	108.15
HDFCBANK	24-Feb-22	CE	1,520	11,055	93,185	13.10
AXISBANK	24-Feb-22	CE	800	9,114	88,107	4.95

### Top 5 Contract Future Volumes

Stock	Expiry Date	No of Contracts traded	Current Cash Volume	Cash Delivery %
RELIANCE	24-Feb-22	26,138	1,216,161	3889.0%
ADANI PORTS	24-Feb-22	25,544	281,107	1307.0%
ICICIBANK	24-Feb-22	23,691	3,529,595	3946.0%
TCS	24-Feb-22	21,755	2,727,483	7394.0%
HDFC	24-Feb-22	21,635	2,369,826	6360.0%

### Bottom 5 Contract Future Volumes

Stock	Expiry Date	No of Contracts traded	Current Cash Volume	Cash Delivery %
IBULHSGFIN	24-Feb-22	123	1,442,149	3331.0%
ESCORTS	24-Feb-22	247	282,254	7697.0%
HONAUT	24-Feb-22	249	2,051	3510.0%
GSPL	24-Feb-22	365	64,858	2367.0%
ALKEM	24-Feb-22	400	10,888	3178.0%

# DAILY DIGEST

## SUPPORT / RESISTANCE LEVEL

Company Name	Closing Price	S3	S2	S1	Pivot	R1	R2	R3
ACC	2181.15	2124.00	2143.05	2162.10	2191.05	2210.10	2258.10	2306.10
Adani Ports	727.50	711.80	717.03	722.27	730.73	735.97	749.67	763.37
Ambuja Cements	338.35	320.40	326.38	332.37	343.18	349.17	365.97	382.77
Asian Paints	3258.45	3188.10	3211.55	3235.00	3253.50	3276.95	3318.90	3360.85
Aurobindo Pharma	657.00	634.85	642.23	649.62	660.38	667.77	685.92	704.07
Axis Bank	787.40	767.45	774.10	780.75	785.65	792.30	803.85	815.40
Bajaj Auto	3632.15	3484.70	3533.85	3583.00	3612.75	3661.90	3740.80	3819.70
Bank Of Baroda	105.35	102.30	103.32	104.33	106.02	107.03	109.73	112.43
Bharti Airtel	712.55	703.15	706.28	709.42	714.48	717.62	725.82	734.02
Indus Tower	252.90	246.40	248.57	250.73	253.72	255.88	261.03	266.18
BHEL	53.40	51.95	52.43	52.92	53.68	54.17	55.42	56.67
Bosch	15856.00	15533.15	15640.77	15748.38	15888.17	15995.78	16243.18	16490.58
BPCL	373.15	366.95	369.02	371.08	373.52	375.58	380.08	384.58
Cipla	909.10	876.25	887.20	898.15	914.00	924.95	951.75	978.55
Coal India	167.30	156.95	160.40	163.85	166.05	169.50	175.15	180.80
Dr. Reddy'S Lab	4321.15	4186.20	4231.18	4276.17	4309.58	4354.57	4432.97	4511.37
Eicher Motors	2699.25	2636.30	2657.28	2678.27	2708.98	2729.97	2781.67	2833.37
Gail	140.85	135.30	137.15	139.00	140.20	142.05	145.10	148.15
Grasim	1722.75	1656.10	1678.32	1700.53	1720.22	1742.43	1784.33	1826.23
HCL Technologies	1165.00	1130.10	1141.73	1153.37	1161.73	1173.37	1193.37	1213.37
HDFC	2441.15	2353.80	2382.92	2412.03	2431.52	2460.63	2509.23	2557.83
HDFC Bank	1512.35	1463.90	1480.05	1496.20	1506.60	1522.75	1549.30	1575.85
Hero Motocorp	2774.05	2679.90	2711.28	2742.67	2780.33	2811.72	2880.77	2949.82
Hindalco	529.60	518.20	522.00	525.80	531.80	535.60	545.40	555.20
HUL	2312.55	2260.20	2277.65	2295.10	2311.45	2328.90	2362.70	2396.50
ICICI Bank	748.90	734.30	739.17	744.03	750.42	755.28	766.53	777.78
Idea	10.65	10.00	10.22	10.43	10.72	10.93	11.43	11.93
Indusind Bank	955.35	931.20	939.25	947.30	956.65	964.70	982.10	999.50
Infosys	1706.95	1684.50	1691.98	1699.47	1710.98	1718.47	1737.47	1756.47
ITC	221.90	219.55	220.33	221.12	222.28	223.07	225.02	226.97
Kotak Mahindra Bank	1826.55	1780.70	1795.98	1811.27	1821.13	1836.42	1861.57	1886.72
L&T	1883.10	1834.30	1850.57	1866.83	1881.42	1897.68	1928.53	1959.38
Lupin	767.75	750.80	756.45	762.10	770.45	776.10	790.10	804.10
M&M	852.00	824.55	833.70	842.85	856.30	865.45	888.05	910.65
Maruti Suzuki India	8569.10	8394.15	8452.47	8510.78	8578.37	8636.68	8762.58	8888.48
NTPC	132.35	129.70	130.58	131.47	132.78	133.67	135.87	138.07
ONGC	167.90	161.65	163.73	165.82	168.78	170.87	175.92	180.97
Power Grid	195.70	190.35	192.13	193.92	197.03	198.82	203.72	208.62
RIL	2424.40	2383.90	2397.40	2410.90	2433.65	2447.15	2483.40	2519.65
SBI	515.30	499.30	504.63	509.97	515.43	520.77	531.57	542.37
Sun Pharma	862.90	844.90	850.90	856.90	862.40	868.40	879.90	891.40
Tata Motors	493.15	480.35	484.62	488.88	495.77	500.03	511.18	522.33
Tata Motors DVR	239.35	234.20	235.92	237.63	239.77	241.48	245.33	249.18
Tata Power	225.75	219.30	221.45	223.60	226.80	228.95	234.30	239.65
Tata Steel	1190.80	1161.00	1170.93	1180.87	1192.93	1202.87	1224.87	1246.87
TCS	3793.90	3699.25	3730.80	3762.35	3789.15	3820.70	3879.05	3937.40
Tech Mahindra	1437.95	1389.20	1405.45	1421.70	1433.35	1449.60	1477.50	1505.40
Ultratech	6916.60	6735.15	6795.63	6856.12	6960.48	7020.97	7185.82	7350.67
Wipro	562.45	545.00	550.82	556.63	561.17	566.98	577.33	587.68
Yes Bank	13.90	13.50	13.63	13.77	13.93	14.07	14.37	14.67
Zee Entertainment	261.40	252.30	255.33	258.37	263.13	266.17	273.97	281.77

## Disclaimer

For private circulation only

Website: [www.dealmoneyonline.in](http://www.dealmoneyonline.in)

**DISCLAIMER** : SEBI Research Analyst Registration No: INH000002319 For any grievance mail at [compliance@dealmoney.in](mailto:compliance@dealmoney.in)

Dealmoney Securities Private Limited (hereinafter referred to as "Dealmoney") is a registered Member of National Stock Exchange of India Limited, Bombay Stock Exchange Limited and MCX Stock Exchange Limited. Dealmoney is also registered as a Depository Participant with CDSL. Dealmoney is in the process of making an application with SEBI for registering it as a Research Entity in terms of SEBI (Research Analyst) Regulations, 2014. Dealmoney or its associates has not been debarred/ suspended by SEBI or any other regulatory authority for accessing /dealing in securities Market and no material disciplinary action has been taken by SEBI/other regulatory authorities impacting Dealmoney's Equity Research Analysis. Dealmoney or its associates/ analyst including its relatives do not hold any actual/beneficial ownership of more than 1% in the company/ies covered by Analyst (hereinafter referred to as "Subject Company/ies"). Dealmoney or its associates/analyst including its relatives may hold financial interest in the company/ies covered by Analyst (hereinafter referred to as "Subject Company/ies"). Dealmoney or its associates/ analysts or his/her relative does not receive any compensation or other benefits from the subject company/ies mentioned in this research report (hereinafter referred to as "Report") or from a third party in connection with preparation of the report. Accordingly, Dealmoney or its associates/analyst or his/her relative does not have any other material conflict of interest at the time of publication of the Report.

Research analyst/s engaged in preparation of the Report, has not received any compensation / managed or co-managed public offering of securities of the subject company/ies / has not received compensation for investment banking or merchant banking or brokerage services from the subject company/ies / has not received compensation for products or services other than investment banking or merchant banking or brokerage services from the subject company/ies / has not received compensation or other benefits from the subject company/ies or third party in connection with the Report of the subject company/ies during the past twelve months / has not served as an officer, director or employee of subject Company/ies and is not engaged in market making activity of the subject Company/ies.

Dealmoney group companies provides finance related product services like distribution of financial products and as such is a provider of many services like loans, mutual funds, tax & trust planning etc. mentioned in this brochure. And hence, Dealmoney do not warranty / guarantee about performance of any products and customer servicing w.r.t third party products per se.

Third party products are subject to code of conduct to be adhered to by the representatives of Dealmoney and Dealmoney is not responsible for the losses, whether actual or notional incurred by any investor. Services assured and expected may vary from actual service and Dealmoney does not guarantee about the quality of services. Investments in securities and commodities are subject to market and other risks and there is no assurance or guarantee that the objectives of any of the Investments/Schemes/product would be achieved. Past performances are only indicative and returns are not assured and guaranteed by Dealmoney group companies. The price, value of and income from any of the securities or financial instruments mentioned in this report can fall as well as rise. The value of securities and financial instruments is subject to exchange rate fluctuation that may have a positive or adverse effect on the price or income of such securities or financial instruments.

Reports on technical and derivative analysis are based on studying charts of a stock's price movement, outstanding positions and trading volume as opposed to focussing on a company's fundamentals and as such, may not match with a report on a company's fundamentals. The opinions expressed in the Report are our current opinions as of the date of this report and may be subject to change from time to time without notice. Dealmoney or any persons connected with it do not accept any liability arising from use of this material/document/Report.

Information/ opinion conveyed through this material/document/Report are strictly meant for the registered Clients of Dealmoney group of Companies of the respective segments. This information is not intended for distribution to, or use by, any person or entity in any jurisdiction or country where such distribution or use would be contrary to law or regulation or which would subject Dealmoney or its affiliates to any registration requirement within such jurisdiction or country. This information does not constitute an offer to sell or a solicitation of an offer to buy any financial products to any person in any jurisdiction where it is unlawful to make such an offer or solicitation. No part of this material may be duplicated in whole or in part in any form and / or redistributed without the prior written consent of Dealmoney. This material/document/Report is being supplied to you solely for your information, and its contents, information or data may not be reproduced, redistributed or passed on directly or indirectly.

Recipients of the Report shall always independently verify reliability and suitability of the Report and opinions before investing.

For Company details, please visit our website [www.dealmoneyonline.com](http://www.dealmoneyonline.com)

For research related query, write to us at [research@dealmoney.in](mailto:research@dealmoney.in)