

January 31, 2022

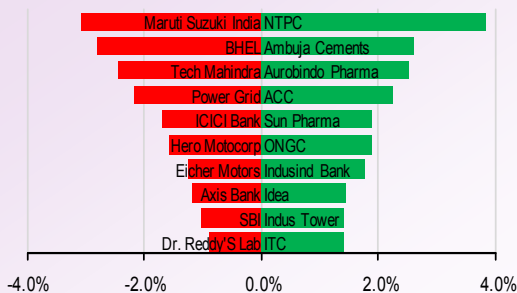
NIFTY TO TRADE BETWEEN 16800-17350

In the sessions ahead, we see 17300-350 acting as a major hurdle and zones around 17000-16950 should possibly provide a crucial support.

TRADERS COMMENT

Benchmark index opened with gap down. Market sustained and felled in second half. Nifty closed in red and ended lower by -8.20 points or -0.05% at 17101.95 level.

NIFTY MOVERS & SHAKERS



TOP 5 SECTOR MOVERS

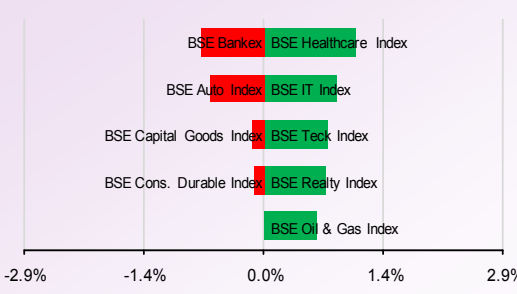


Chart of the Day

NTPC
140

Buy above

The stock has registered a bullish flag breakout on daily scales and hence we recommend a BUY above 140 for the targets at 149 maintaining a stoploss at 136.75.

Chart of the Day

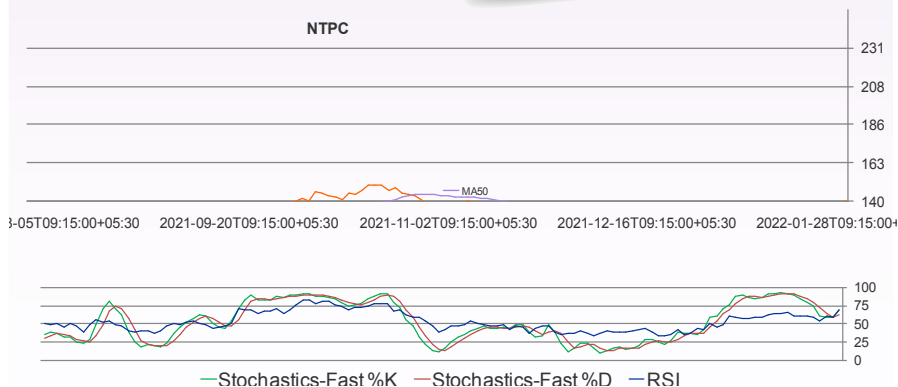
Buy: NTPC

CMP:

Technical Call of the Day

Sell: ICICIPRULI

CMP:545.35

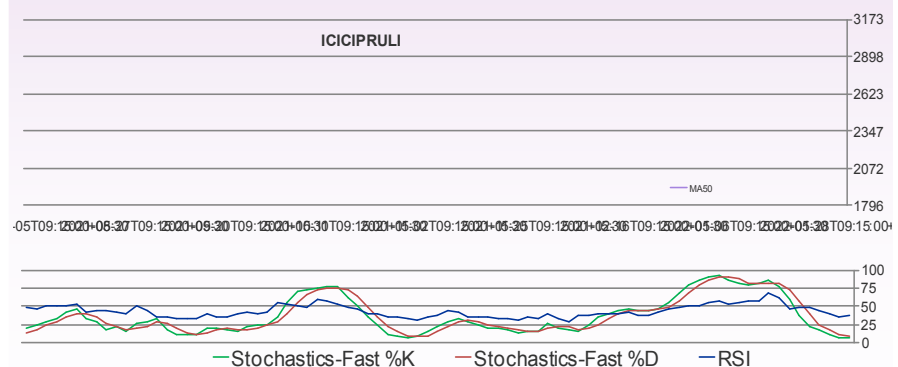


Technical call of the Day

ICICIPRULI

Sell below 545

The stock has registered a bearish range breakout on daily frame charts and hence we initiate a Sell below 545 for the targets at 526 and stoploss is to be maintained at 552.



We are also available on:



E-mail : research@dealmoney.in
www.dealmoneyonline.com

STOCKS TRADING IN POSITIVE ZONE: UNIONBANK, INDIANB
 STOCKS TRADING IN NEGATIVE ZONE: INDIAMART, TORNTPHARM

- Lupin Pharmaceuticals Inc:** Company and Exeltis USA Inc. have entered into promotional agreement for Exeltis to promote SOLOSEC along with Exeltis' existing line of Women's Health products, further enhancing value to OBGYNs and their patients.

CMP:	899.8
P/E(ttm):	68.4
Impact	Positive
- Zomato:** It has received approval from board of directors for acquisition by way of subscription of 11,214 compulsorily convertible preference shares and 10 equity shares collectively aggregating to 19.48% of the share capital of Adonmo, for an aggregate cash consideration of around Rs 112.21 crore.

CMP:	89.6
P/E(ttm):	4.4
Impact	Positive
- Navin Fluorine International:** Company and Honeywell have entered into partnership to manufacture Honeywell's proprietary Solstice range of hydrofluoroolefins (HFO) in India. Production is scheduled to commence by Q2-2022 at NFIL's manufacturing facility in Gujarat.

CMP:	3862.1
P/E(ttm):	104.3
Impact	Positive
- Manappuram Finance:** It has raised Rs 800 crore through the allotment of Secured, Rated, Listed, Redeemable, Non-Convertible Debentures (NCDs) of face value of Rs 10,00,000 each on private placement basis to be Listed on BSE

CMP:	157.1
P/E(ttm):	12.0
Impact	Positive
- GR Infraprojects:** It has received completion certificate for construction of 4 Lane NH-56 bypass connecting NH-2 (Rakhauna Village km 782.546 of NH-2) with NH-56 (Vajidpur Village km 271.300 of NH-56) as part of Varanasi Ring Road, Design Chainage km 0.000 to km 16.400 (total length 16.980 km including interchange loop at NH-2), in the state of Uttar Pradesh under NHDP Phase- VII, on EPC Mode. The contract price is Rs 405.67 crore.

CMP:	1893.6
P/E(ttm):	420.3
Impact	Positive

ttm = trailing twelve months

Economic Snapshot

- Rajesh Magow, co-founder, MakeMyTrip, in his budget expectations, has said that he requests the government to consider extending the leave travel allowance (LTA) exemption limit and bring it under the yearly allowances list for taxpayers. Currently one can apply for a leave travel exemption once in two years or twice in a four-year block.
- Vimal Alawadhi, MD, Best Agrolife has said that the Indian Agrochemical industry requires attractive PLI scheme, along with ease of transporting with lesser intermediates within the country. These implementations can prove vital in the coming year for the industry. He also hopes the government comes up with reforms to rationalize GST on agrochemicals (reduce GST 18% to 6%) to meet the objective of 'Doubling Farmer's Income'.



I-SOT

INTRADAY STOCK TRADING

FREQUENCY	ALLOCATION	DURATION	RISK
4 calls a Day	Average Daily Premium of Rs.50,000	Intraday	High Risk

SALIENT FEATURES:

- 👍 Fixed time for call generation – 2 calls at 9:30am and 2 calls @ 12:00pm
- 👍 High Risk – High Returns product
- 👍 Focused product for Intraday Derivative Traders
- 👍 Daily 4 calls to gain from intraday momentum
- 👍 High beta Midcap and Large cap F&O stocks for better entry and exit.

DAILY DIGEST

DERIVATIVES

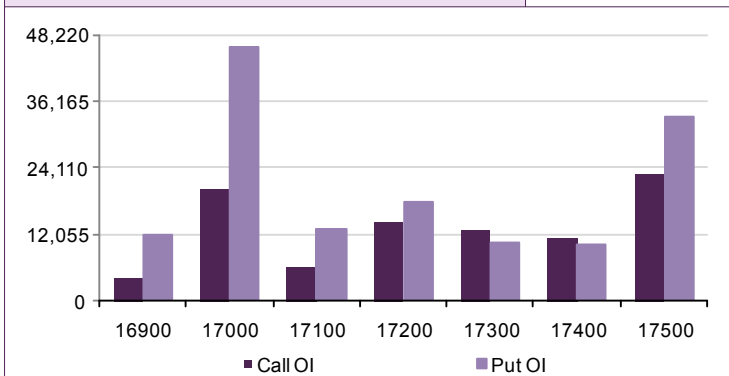
Open Interest Gainers

Stock	Open Interest (contracts)	OI Change (%)	Price (Rs.)	Price change (%)
ABB	64,250	#DIV/0!	2281.60	#N/A
INTELLECT	95,250	#DIV/0!	757.90	#N/A
BATAINDIA	1,089,550	40.1%	2081.95	6.4%
ALKEM	267,200	37.6%	3410.70	1.2%
DIXON	630,875	18.3%	4412.85	0.4%


Open Interest Losers

Stock	Open Interest (contracts)	OI Change (%)	Price (Rs.)	Price change (%)
SRF	3,009,375	-8.6%	2400.75	2.0%
MFSL	1,453,400	-6.9%	913.25	2.4%
AXISBANK	45,883,200	-6.2%	765.70	-1.2%
IRCTC	7,873,250	-5.7%	847.25	3.8%
CANBK	44,992,800	-5.3%	239.05	-1.0%

Nifty Option OI Distribution



Nifty OI Vs Futures Price



Top 5 Traded Stock Futures

Stock	Expiry Date	No of contracts traded	Contract value (Rs. Lacs)	LTP
BHARTIARTL	24-Feb-22	39,022	266,575	717
ICICIBANK	24-Feb-22	24,358	266,565	785
KOTAKBANK	24-Feb-22	28,884	222,281	1901
TATAMOTORS	24-Feb-22	15,248	219,036	499
RELIANCE	24-Feb-22	34,644	203,938	2340

Top 5 Traded Stock Options

Stock	Expiry Date	Option Type	Strike price	No of contracts traded	Contract value (Rs. Lacs)	LTP
KOTAKBANK	24-Feb-22	CE	2,000	19,140	156,242	30.35
LICHSGFIN	24-Feb-22	CE	400	14,233	118,110	12.45
ICICIBANK	24-Feb-22	CE	800	8,734	99,408	22.20
BAJFINANCE	24-Feb-22	CE	7,000	10,788	98,652	266.65
AXISBANK	24-Feb-22	CE	800	9,487	93,054	13.35

Top 5 Contract Future Volumes

Stock	Expiry Date	No of Contracts traded	Current Cash Volume	Cash Delivery %
BHARTIARTL	24-Feb-22	39,022	10,858,600	5062.0%
INFY	24-Feb-22	38,005	7,661,273	6966.0%
RELIANCE	24-Feb-22	34,644	4,021,895	5942.0%
TATASTEEL	24-Feb-22	31,336	2,044,249	2599.0%
KOTAKBANK	24-Feb-22	28,884	2,018,168	4059.0%

Bottom 5 Contract Future Volumes

Stock	Expiry Date	No of Contracts traded	Current Cash Volume	Cash Delivery %
HONAUT	24-Feb-22	161	914	4044.0%
GSPL	24-Feb-22	261	166,696	4703.0%
PFIZER	24-Feb-22	338	7,972	3984.0%
ABB	24-Feb-22	433	125,942	4739.0%
INTELLECT	24-Feb-22	468	274,072	3754.0%

DAILY DIGEST

SUPPORT / RESISTANCE LEVEL

Company Name	Closing Price	S3	S2	S1	Pivot	R1	R2	R3
ACC	2215.95	2109.15	2144.75	2180.35	2209.45	2245.05	2309.75	2374.45
Adani Ports	710.15	682.20	691.52	700.83	716.82	726.13	751.43	776.73
Ambuja Cements	360.70	338.90	346.17	353.43	360.27	367.53	381.63	395.73
Asian Paints	3110.85	3036.00	3060.95	3085.90	3127.95	3152.90	3219.90	3286.90
Aurobindo Pharma	623.90	586.80	599.17	611.53	624.77	637.13	662.73	688.33
Axis Bank	764.70	738.30	747.10	755.90	770.30	779.10	802.30	825.50
Bajaj Auto	3497.20	3407.90	3437.67	3467.43	3514.87	3544.63	3621.83	3699.03
Bank Of Baroda	103.30	99.00	100.43	101.87	104.18	105.62	109.37	113.12
Bharti Airtel	715.80	649.30	671.47	693.63	723.82	745.98	798.33	850.68
Indus Tower	253.10	239.60	244.10	248.60	255.50	260.00	271.40	282.80
BHEL	57.75	53.25	54.75	56.25	59.00	60.50	64.75	69.00
Bosch	16295.85	15875.00	16015.28	16155.57	16402.78	16543.07	16930.57	17318.07
BPCL	382.50	369.20	373.63	378.07	385.78	390.22	402.37	414.52
Cipla	932.25	892.90	906.02	919.13	930.57	943.68	968.23	992.78
Coal India	161.65	156.20	158.02	159.83	162.42	164.23	168.63	173.03
Dr. Reddy'S Lab	4218.60	3970.90	4053.47	4136.03	4258.02	4340.58	4545.13	4749.68
Eicher Motors	2610.95	2450.80	2504.18	2557.57	2652.28	2705.67	2853.77	3001.87
Gail	141.80	136.40	138.20	140.00	143.10	144.90	149.80	154.70
Grasim	1697.00	1645.75	1662.83	1679.92	1708.13	1725.22	1770.52	1815.82
HCL Technologies	1080.45	1052.30	1061.68	1071.07	1086.63	1096.02	1120.97	1145.92
HDFC	2516.50	2420.60	2452.57	2484.53	2520.67	2552.63	2620.73	2688.83
HDFC Bank	1463.25	1433.30	1443.28	1453.27	1469.98	1479.97	1506.67	1533.37
Hero Motocorp	2672.15	2571.10	2604.78	2638.47	2696.73	2730.42	2822.37	2914.32
Hindalco	490.35	470.30	476.98	483.67	495.13	501.82	519.97	538.12
HUL	2283.55	2237.40	2252.78	2268.17	2293.43	2308.82	2349.47	2390.12
ICICI Bank	781.15	751.15	761.15	771.15	788.50	798.50	825.85	853.20
Idea	10.80	10.10	10.33	10.57	10.93	11.17	11.77	12.37
Indusind Bank	903.55	864.25	877.35	890.45	908.10	921.20	951.95	982.70
Infosys	1686.20	1631.45	1649.70	1667.95	1697.75	1716.00	1764.05	1812.10
ITC	217.60	210.95	213.17	215.38	217.32	219.53	223.68	227.83
Kotak Mahindra Bank	1898.30	1820.40	1846.37	1872.33	1914.62	1940.58	2008.83	2077.08
L&T	1897.55	1834.60	1855.58	1876.57	1912.28	1933.27	1989.97	2046.67
Lupin	899.75	856.40	870.85	885.30	903.65	918.10	950.90	983.70
M&M	869.65	824.80	839.75	854.70	875.35	890.30	925.90	961.50
Maruti Suzuki India	8550.95	8114.70	8260.12	8405.53	8667.77	8813.18	9220.83	9628.48
NTPC	140.15	132.00	134.72	137.43	140.72	143.43	149.43	155.43
ONGC	168.80	157.80	161.47	165.13	169.92	173.58	182.03	190.48
Power Grid	210.20	201.00	204.07	207.13	212.32	215.38	223.63	231.88
RIL	2335.85	2280.90	2299.22	2317.53	2346.72	2365.03	2412.53	2460.03
SBI	523.45	506.40	512.08	517.77	527.08	532.77	547.77	562.77
Sun Pharma	827.35	781.30	796.65	812.00	827.45	842.80	873.60	904.40
Tata Motors	497.30	481.25	486.60	491.95	500.65	506.00	520.05	534.10
Tata Motors DVR	250.85	242.70	245.42	248.13	252.77	255.48	262.83	270.18
Tata Power	244.05	235.70	238.48	241.27	245.63	248.42	255.57	262.72
Tata Steel	1084.65	1036.15	1052.32	1068.48	1097.12	1113.28	1158.08	1202.88
TCS	3690.05	3562.20	3604.82	3647.43	3688.62	3731.23	3815.03	3898.83
Tech Mahindra	1410.65	1329.60	1356.62	1383.63	1433.27	1460.28	1536.93	1613.58
Ultratech	7109.85	6921.60	6984.35	7047.10	7156.75	7219.50	7391.90	7564.30
Wipro	552.15	528.35	536.28	544.22	554.58	562.52	580.82	599.12
Yes Bank	13.35	12.80	12.98	13.17	13.48	13.67	14.17	14.67
Zee Entertainment	285.50	275.30	278.70	282.10	287.40	290.80	299.50	308.20

Disclaimer

For private circulation only

Website: www.dealmoneyonline.in

DISCLAIMER : SEBI Research Analyst Registration No: INH000002319 For any grievance mail at compliance@dealmoney.in

Dealmoney Securities Private Limited (hereinafter referred to as "Dealmoney") is a registered Member of National Stock Exchange of India Limited, Bombay Stock Exchange Limited and MCX Stock Exchange Limited. Dealmoney is also registered as a Depository Participant with CDSL. Dealmoney is in the process of making an application with SEBI for registering it as a Research Entity in terms of SEBI (Research Analyst) Regulations, 2014. Dealmoney or its associates has not been debarred/ suspended by SEBI or any other regulatory authority for accessing /dealing in securities Market and no material disciplinary action has been taken by SEBI/other regulatory authorities impacting Dealmoney's Equity Research Analysis. Dealmoney or its associates/ analyst including its relatives do not hold any actual/beneficial ownership of more than 1% in the company/ies covered by Analyst (hereinafter referred to as "Subject Company/ies"). Dealmoney or its associates/analyst including its relatives may hold financial interest in the company/ies covered by Analyst (hereinafter referred to as "Subject Company/ies"). Dealmoney or its associates/ analysts or his/her relative does not receive any compensation or other benefits from the subject company/ies mentioned in this research report (hereinafter referred to as "Report") or from a third party in connection with preparation of the report. Accordingly, Dealmoney or its associates/analyst or his/her relative does not have any other material conflict of interest at the time of publication of the Report.

Research analyst/s engaged in preparation of the Report, has not received any compensation / managed or co-managed public offering of securities of the subject company/ies / has not received compensation for investment banking or merchant banking or brokerage services from the subject company/ies / has not received compensation for products or services other than investment banking or merchant banking or brokerage services from the subject company/ies / has not received compensation or other benefits from the subject company/ies or third party in connection with the Report of the subject company/ies during the past twelve months / has not served as an officer, director or employee of subject Company/ies and is not engaged in market making activity of the subject Company/ies.

Dealmoney group companies provides finance related product services like distribution of financial products and as such is a provider of many services like loans, mutual funds, tax & trust planning etc. mentioned in this brochure. And hence, Dealmoney do not warranty / guarantee about performance of any products and customer servicing w.r.t third party products per se.

Third party products are subject to code of conduct to be adhered to by the representatives of Dealmoney and Dealmoney is not responsible for the losses, whether actual or notional incurred by any investor. Services assured and expected may vary from actual service and Dealmoney does not guarantee about the quality of services. Investments in securities and commodities are subject to market and other risks and there is no assurance or guarantee that the objectives of any of the Investments/Schemes/product would be achieved. Past performances are only indicative and returns are not assured and guaranteed by Dealmoney group companies. The price, value of and income from any of the securities or financial instruments mentioned in this report can fall as well as rise. The value of securities and financial instruments is subject to exchange rate fluctuation that may have a positive or adverse effect on the price or income of such securities or financial instruments.

Reports on technical and derivative analysis are based on studying charts of a stock's price movement, outstanding positions and trading volume as opposed to focussing on a company's fundamentals and as such, may not match with a report on a company's fundamentals. The opinions expressed in the Report are our current opinions as of the date of this report and may be subject to change from time to time without notice. Dealmoney or any persons connected with it do not accept any liability arising from use of this material/document/Report.

Information/ opinion conveyed through this material/document/Report are strictly meant for the registered Clients of Dealmoney group of Companies of the respective segments. This information is not intended for distribution to, or use by, any person or entity in any jurisdiction or country where such distribution or use would be contrary to law or regulation or which would subject Dealmoney or its affiliates to any registration requirement within such jurisdiction or country. This information does not constitute an offer to sell or a solicitation of an offer to buy any financial products to any person in any jurisdiction where it is unlawful to make such an offer or solicitation. No part of this material may be duplicated in whole or in part in any form and / or redistributed without the prior written consent of Dealmoney. This material/document/Report is being supplied to you solely for your information, and its contents, information or data may not be reproduced, redistributed or passed on directly or indirectly.

Recipients of the Report shall always independently verify reliability and suitability of the Report and opinions before investing.

For Company details, please visit our website www.dealmoneyonline.com

For research related query, write to us at research@dealmoney.in