

January 18, 2022

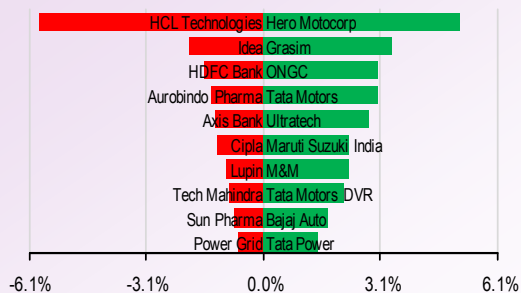
NIFTY TO TRADE BETWEEN 18200-18600

The NIFTY50 reclaimed 18300 level to hit a fresh two months peak at 18322 in the session ended. The index settled at 18308.10 level thus adding 52 points on daily basis. In the session ahead we see 18250-200 acting as a strong support and 18350-400 might act as a possible hurdle that needs to be taken out for any fresh upside later.

TRADERS COMMENT

Benchmark index opened gap flat, market sustained and rised in second half, nifty closed in green. Nifty ended higher by +52.35 points or +0.29% at 18308.10 level.

NIFTY MOVERS & SHAKERS



TOP 5 SECTOR MOVERS

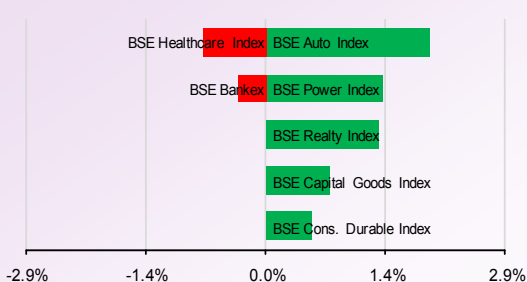
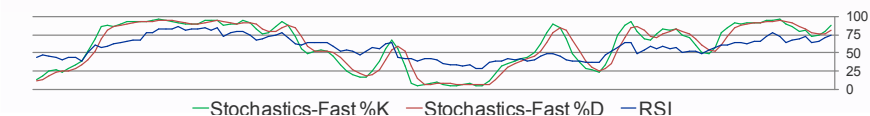
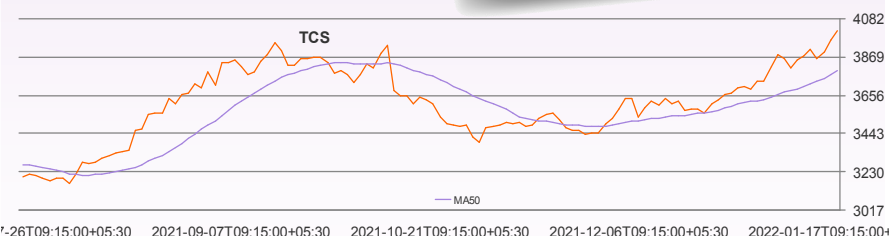


Chart of the Day

TCS
4025

Buy above

The stock has registered a bullish breakout on daily scales and has been trading above the same, hence we recommend a BUY above 4025 for the targets at 4070 maintaining a stoploss at 3975.



Technical call of the Day

KOTAKBANK
Buy above 1940

The stock is about to register a bullish breakout on daily scales and hence we initiate buy above 1940 for the targets at 1977 and stoploss is to be maintained at 1900.

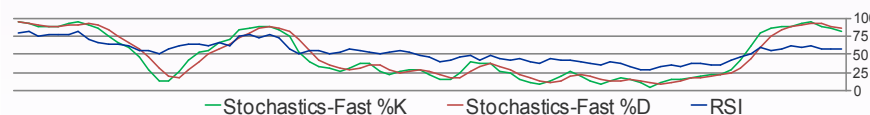
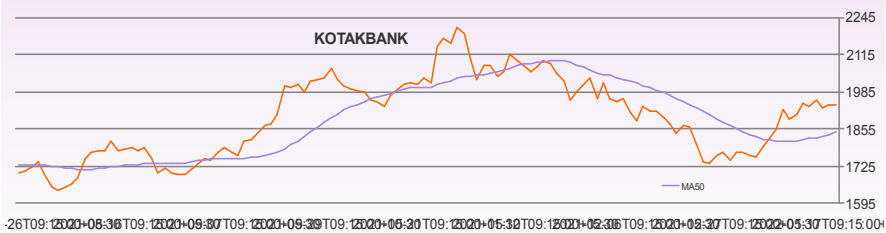


Chart of the Day

Buy: TCS

CMP:

Technical Call of the Day

Buy: KOTAKBANK

CMP:1937.4

We are also available on:



E-mail : research@dealmoney.in
www.dealmoneyonline.com

STOCKS TRADING IN POSITIVE ZONE: HEROMOTCO, APOLLOTYRE
STOCKS TRADING IN NEGATIVE ZONE: GRANULES, LALPATHLAB

DAILY DIGEST

- Sun Pharmaceutical Industries:** It is recalling 696 bottles of Pregabalin capsules (50 mg), used for the treatment of epilepsy, anxiety, and nerve pain, in the US market. The Mumbai-based company is recalling the affected lot due to failed tablet/capsule specifications: out of specification results for particle size distribution and bulk density of the active pharmaceutical ingredient.

CMP:	853.2
P/E(ttm):	64.8
Impact	Negative
- Sunteck Realty:** It is planning to launch seven projects in and around the Mumbai metropolitan region over the next five to eight years. These projects are expected to make it one of the largest realtors in terms of the topline.

CMP:	573.1
P/E(ttm):	27.9
Impact	Positive
- Lupin:** It is recalling 50,832 bottles of Gatifloxacin Ophthalmic Solution, an antibiotic used to treat bacterial infections of the eyes. The company's US-based unit is recalling the affected lot due to failed stability specifications: out-of-specification results observed in a water loss test that might affect the assay content and alter drug concentration.

CMP:	942.6
P/E(ttm):	25.5
Impact	Negative
- Gujarat Ambuja Exports:** It has decided to setup a Greenfield Com Wet Milling Plant to manufacture Starch, Starch Derivatives and Polyols viz., Sorbitol, Maltitol and Mannitol at Sitarganj, Uttaranchal.

CMP:	182.9
P/E(ttm):	14.0
Impact	Positive
- Ajmera Realty & Infra:** It is developing the next phase of its residential project in Wadala, part of the 100 acres master layout of Ajmera i-land in Mumbai. The project has approximately 5,00,000 sq. ft. carpet area for sale, with funding avenues for the said project coming in from a mix of internal accruals, construction finance loan from HDFC, and sales advances.

CMP:	428.1
P/E(ttm):	95.0
Impact	Positive

ttm = trailing twelve months

Economic Snapshot

- Commerce and Industry Minister Piyush Goyal has assured that full government support to leaders of India's top IT companies in pushing the growth of the sector and taking services exports to \$1 trillion in a decade. He stated the country is on track to achieve its merchandise exports target of \$400 billion this year, while services exports are likely to be about \$240 -250 billion.
- The Society of Indian Automobile Manufacturers (SIAM) in its latest data has said that the Passenger vehicle wholesales in the country declined 13 percent to the lowest level in five years in December 2021 as the industry continued to face production issues due to semiconductor shortage. Passenger vehicle dispatches stood at 2,19,421 units in December 2021 as compared to 2,52,998 units in December 2020.



I-SOT

INTRADAY STOCK TRADING

FREQUENCY	ALLOCATION	DURATION	RISK
4 calls a Day	Average Daily Premium of Rs.50,000	Intraday	High Risk

SALIENT FEATURES:

- 👍 Fixed time for call generation – 2 calls at 9:30am and 2 calls @ 12:00pm
- 👍 High Risk – High Returns product
- 👍 Focused product for Intraday Derivative Traders
- 👍 Daily 4 calls to gain from intraday momentum
- 👍 High beta Midcap and Large cap F&O stocks for better entry and exit.

DAILY DIGEST

DERIVATIVES

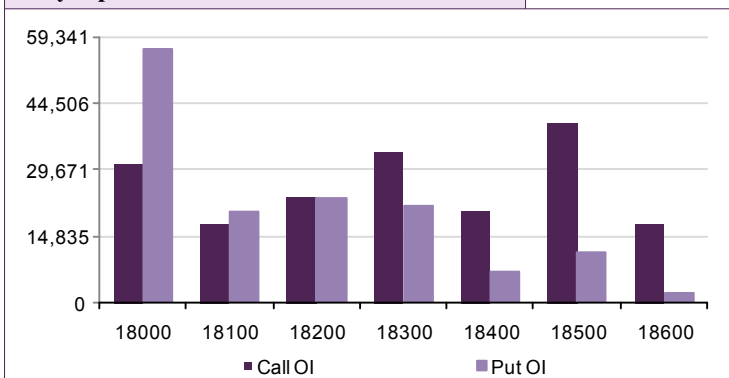
Open Interest Gainers

Stock	Open Interest (contracts)	OI Change (%)	Price (Rs.)	Price change (%)
HONAUT	9,060	28.5%	46200.50	3.2%
HCLTECH	23,146,900	12.0%	1249.80	-6.2%
ONGC	55,440,000	11.9%	165.30	2.3%
JKCEMENT	344,575	9.9%	3604.80	3.2%
HINDCOPPER	14,482,400	9.1%	138.00	1.0%

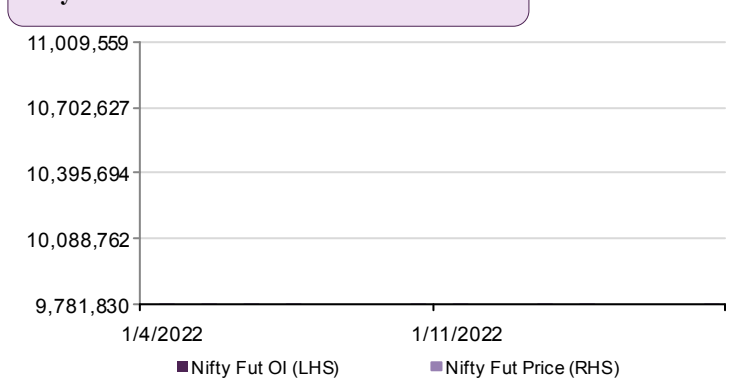
Open Interest Losers

Stock	Open Interest (contracts)	OI Change (%)	Price (Rs.)	Price change (%)
EXIDEIND	18,000,000	-16.9%	182.65	4.8%
MANAPPURAM	17,391,000	-11.3%	168.80	-0.3%
TCS	9,590,850	-7.6%	4017.30	1.2%
ICICIPRULI	5,123,250	-6.4%	616.60	4.0%
GUJGASLTD	1,892,500	-6.3%	697.35	-1.4%

Nifty Option OI Distribution



Nifty OI Vs Futures Price



Top 5 Traded Stock Futures

Stock	Expiry Date	No of contracts traded	Contract value (Rs. Lacs)	LTP
TATAMOTORS	27-Jan-22	18,376	274,218	525
ULTRACEMCO	27-Jan-22	32,110	249,111	7896
HCLTECH	27-Jan-22	27,645	242,516	1250
HDFCBANK	27-Jan-22	28,018	236,958	1528
TCS	27-Jan-22	31,846	191,377	4017

Top 5 Traded Stock Options

Stock	Expiry Date	Option Type	Strike price	No of contracts traded	Contract value (Rs. Lacs)	LTP
HCLTECH	27-Jan-22	CE	1,300	21,586	197,906	8.60
HEROMOTOCO	27-Jan-22	CE	2,700	21,970	181,313	49.35
MARUTI	27-Jan-22	CE	8,500	20,137	173,434	100.10
HDFCBANK	27-Jan-22	CE	1,600	18,564	164,121	6.10
MARUTI	27-Jan-22	CE	8,300	18,409	156,289	171.90

Top 5 Contract Future Volumes

Stock	Expiry Date	No of Contracts traded	Current Cash Volume	Cash Delivery %
TATASTEEL	27-Jan-22	36,488	2,210,957	#N/A
ULTRACEMCO	27-Jan-22	32,110	216,655	#N/A
TCS	27-Jan-22	31,846	1,699,919	#N/A
HDFCBANK	27-Jan-22	28,018	7,079,977	#N/A
HCLTECH	27-Jan-22	27,645	5,247,421	#N/A

Bottom 5 Contract Future Volumes

Stock	Expiry Date	No of Contracts traded	Current Cash Volume	Cash Delivery %
IDEA	27-Jan-22	160	61,800,517	#N/A
IBULHSGFIN	27-Jan-22	172	2,367,793	#N/A
PFIZER	27-Jan-22	213	7,951	#N/A
ESCORTS	27-Jan-22	233	201,391	#N/A
GSPL	27-Jan-22	285	113,324	#N/A

DAILY DIGEST

SUPPORT / RESISTANCE LEVEL

Company Name	Closing Price	S3	S2	S1	Pivot	R1	R2	R3
ACC	2378.65	2211.00	2266.88	2322.77	2356.88	2412.77	2502.77	2592.77
Adani Ports	779.05	758.40	765.28	772.17	780.78	787.67	803.17	818.67
Ambuja Cements	407.80	381.30	390.13	398.97	403.83	412.67	426.37	440.07
Asian Paints	3378.65	3243.00	3288.22	3333.43	3366.22	3411.43	3489.43	3567.43
Aurobindo Pharma	685.80	669.25	674.77	680.28	690.02	695.53	710.78	726.03
Axis Bank	712.65	698.40	703.15	707.90	714.25	719.00	730.10	741.20
Bajaj Auto	3489.75	3341.10	3390.65	3440.20	3483.60	3533.15	3626.10	3719.05
Bank Of Baroda	93.75	91.60	92.32	93.03	93.87	94.58	96.13	97.68
Bharti Airtel	728.60	704.35	712.43	720.52	727.63	735.72	750.92	766.12
Indus Tower	271.55	266.80	268.38	269.97	271.98	273.57	277.17	280.77
BHEL	63.85	62.50	62.95	63.40	64.00	64.45	65.50	66.55
Bosch	17692.30	17269.05	17410.13	17551.22	17740.58	17881.67	18212.12	18542.57
BPCL	400.55	392.80	395.38	397.97	401.18	403.77	409.57	415.37
Cipla	910.20	897.80	901.93	906.07	913.13	917.27	928.47	939.67
Coal India	163.70	158.00	159.90	161.80	163.95	165.85	169.90	173.95
Dr. Reddy'S Lab	4672.40	4511.05	4564.83	4618.62	4659.28	4713.07	4807.52	4901.97
Eicher Motors	2844.30	2728.00	2766.77	2805.53	2842.77	2881.53	2957.53	3033.53
Gail	144.70	136.20	139.03	141.87	143.58	146.42	150.97	155.52
Grasim	1918.70	1763.00	1814.90	1866.80	1897.90	1949.80	2032.80	2115.80
HCL Technologies	1258.75	1213.80	1228.78	1243.77	1258.38	1273.37	1302.97	1332.57
HDFC	2702.70	2651.90	2668.83	2685.77	2709.43	2726.37	2766.97	2807.57
HDFC Bank	1521.50	1482.30	1495.37	1508.43	1532.22	1545.28	1582.13	1618.98
Hero Motocorp	2701.50	2458.45	2539.47	2620.48	2672.47	2753.48	2886.48	3019.48
Hindalco	505.95	483.00	490.65	498.30	503.65	511.30	524.30	537.30
HUL	2389.55	2295.80	2327.05	2358.30	2376.25	2407.50	2456.70	2505.90
ICICI Bank	819.30	800.20	806.57	812.93	820.92	827.28	841.63	855.98
Idea	12.50	11.95	12.13	12.32	12.63	12.82	13.32	13.82
Indusind Bank	920.50	892.60	901.90	911.20	921.55	930.85	950.50	970.15
Infosys	1939.50	1907.10	1917.90	1928.70	1941.30	1952.10	1975.50	1998.90
ITC	224.60	217.10	219.60	222.10	223.85	226.35	230.60	234.85
Kotak Mahindra Bank	1937.45	1884.25	1901.98	1919.72	1936.33	1954.07	1988.42	2022.77
L&T	2069.40	2012.05	2031.17	2050.28	2061.12	2080.23	2110.18	2140.13
Lupin	942.55	916.80	925.38	933.97	943.83	952.42	970.87	989.32
M&M	900.80	861.30	874.47	887.63	895.82	908.98	930.33	951.68
Maruti Suzuki India	8265.50	7831.30	7976.03	8120.77	8244.83	8389.57	8658.37	8927.17
NTPC	136.60	131.55	133.23	134.92	136.13	137.82	140.72	143.62
ONGC	165.85	156.40	159.55	162.70	165.45	168.60	174.50	180.40
Power Grid	206.35	202.05	203.48	204.92	207.23	208.67	212.42	216.17
RIL	2552.25	2509.00	2523.42	2537.83	2551.42	2565.83	2593.83	2621.83
SBI	514.00	496.20	502.13	508.07	513.48	519.42	530.77	542.12
Sun Pharma	853.20	837.60	842.80	848.00	855.70	860.90	873.80	886.70
Tata Motors	525.00	497.10	506.40	515.70	521.30	530.60	545.50	560.40
Tata Motors DVR	265.10	253.40	257.30	261.20	264.35	268.25	275.30	282.35
Tata Power	247.85	240.75	243.12	245.48	247.37	249.73	253.98	258.23
Tata Steel	1229.75	1135.70	1167.05	1198.40	1221.70	1253.05	1307.70	1362.35
TCS	4019.15	3881.60	3927.45	3973.30	4008.15	4054.00	4134.70	4215.40
Tech Mahindra	1722.40	1689.00	1700.13	1711.27	1731.13	1742.27	1773.27	1804.27
Ultratech	7870.10	7054.20	7326.17	7598.13	7772.07	8044.03	8489.93	8935.83
Wipro	646.65	614.45	625.18	635.92	643.78	654.52	673.12	691.72
Yes Bank	14.10	13.80	13.90	14.00	14.10	14.20	14.40	14.60
Zee Entertainment	323.60	315.80	318.40	321.00	323.00	325.60	330.20	334.80

Disclaimer

For private circulation only

Website: www.dealmoneyonline.in

DISCLAIMER : SEBI Research Analyst Registration No: INH000002319 For any grievance mail at compliance@dealmoney.in

Dealmoney Securities Private Limited (hereinafter referred to as "Dealmoney") is a registered Member of National Stock Exchange of India Limited, Bombay Stock Exchange Limited and MCX Stock Exchange Limited. Dealmoney is also registered as a Depository Participant with CDSL. Dealmoney is in the process of making an application with SEBI for registering it as a Research Entity in terms of SEBI (Research Analyst) Regulations, 2014. Dealmoney or its associates has not been debarred/ suspended by SEBI or any other regulatory authority for accessing /dealing in securities Market and no material disciplinary action has been taken by SEBI/other regulatory authorities impacting Dealmoney's Equity Research Analysis. Dealmoney or its associates/ analyst including its relatives do not hold any actual/beneficial ownership of more than 1% in the company/ies covered by Analyst (hereinafter referred to as "Subject Company/ies"). Dealmoney or its associates/analyst including its relatives may hold financial interest in the company/ies covered by Analyst (hereinafter referred to as "Subject Company/ies"). Dealmoney or its associates/ analysts or his/her relative does not receive any compensation or other benefits from the subject company/ies mentioned in this research report (hereinafter referred to as "Report") or from a third party in connection with preparation of the report. Accordingly, Dealmoney or its associates/analyst or his/her relative does not have any other material conflict of interest at the time of publication of the Report.

Research analyst/s engaged in preparation of the Report, has not received any compensation / managed or co-managed public offering of securities of the subject company/ies / has not received compensation for investment banking or merchant banking or brokerage services from the subject company/ies / has not received compensation for products or services other than investment banking or merchant banking or brokerage services from the subject company/ies / has not received compensation or other benefits from the subject company/ies or third party in connection with the Report of the subject company/ies during the past twelve months / has not served as an officer, director or employee of subject Company/ies and is not engaged in market making activity of the subject Company/ies.

Dealmoney group companies provides finance related product services like distribution of financial products and as such is a provider of many services like loans, mutual funds, tax & trust planning etc. mentioned in this brochure. And hence, Dealmoney do not warranty / guarantee about performance of any products and customer servicing w.r.t third party products per se.

Third party products are subject to code of conduct to be adhered to by the representatives of Dealmoney and Dealmoney is not responsible for the losses, whether actual or notional incurred by any investor. Services assured and expected may vary from actual service and Dealmoney does not guarantee about the quality of services. Investments in securities and commodities are subject to market and other risks and there is no assurance or guarantee that the objectives of any of the Investments/Schemes/product would be achieved. Past performances are only indicative and returns are not assured and guaranteed by Dealmoney group companies. The price, value of and income from any of the securities or financial instruments mentioned in this report can fall as well as rise. The value of securities and financial instruments is subject to exchange rate fluctuation that may have a positive or adverse effect on the price or income of such securities or financial instruments.

Reports on technical and derivative analysis are based on studying charts of a stock's price movement, outstanding positions and trading volume as opposed to focussing on a company's fundamentals and as such, may not match with a report on a company's fundamentals. The opinions expressed in the Report are our current opinions as of the date of this report and may be subject to change from time to time without notice. Dealmoney or any persons connected with it do not accept any liability arising from use of this material/document/Report.

Information/ opinion conveyed through this material/document/Report are strictly meant for the registered Clients of Dealmoney group of Companies of the respective segments. This information is not intended for distribution to, or use by, any person or entity in any jurisdiction or country where such distribution or use would be contrary to law or regulation or which would subject Dealmoney or its affiliates to any registration requirement within such jurisdiction or country. This information does not constitute an offer to sell or a solicitation of an offer to buy any financial products to any person in any jurisdiction where it is unlawful to make such an offer or solicitation. No part of this material may be duplicated in whole or in part in any form and / or redistributed without the prior written consent of Dealmoney. This material/document/Report is being supplied to you solely for your information, and its contents, information or data may not be reproduced, redistributed or passed on directly or indirectly.

Recipients of the Report shall always independently verify reliability and suitability of the Report and opinions before investing.

For Company details, please visit our website www.dealmoneyonline.com

For research related query, write to us at research@dealmoney.in