

January 19, 2022

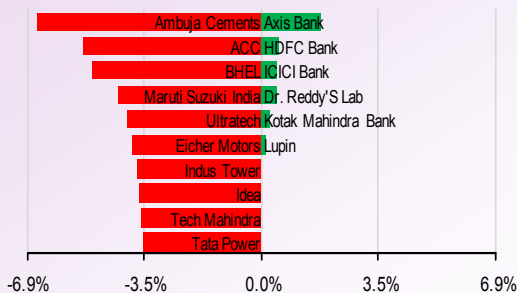
NIFTY TO TRADE BETWEEN 18000-18400

In the session ahead, we see 18050-18000 acting as a crucial support and 18200-300 acting as an immediate hurdle that needs to be taken out for any further upside later.

TRADERS COMMENT

Benchmark index opened gap up, market didn't sustained and felled in second half, nifty closed in red. Nifty ended lower by -195.05 points or -1.07% at 18113.05 level.

NIFTY MOVERS & SHAKERS



TOP 5 SECTOR MOVERS

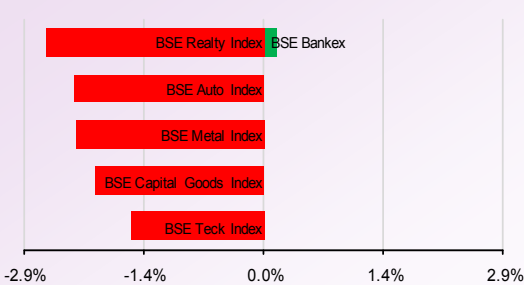
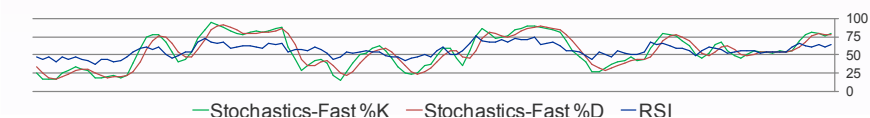
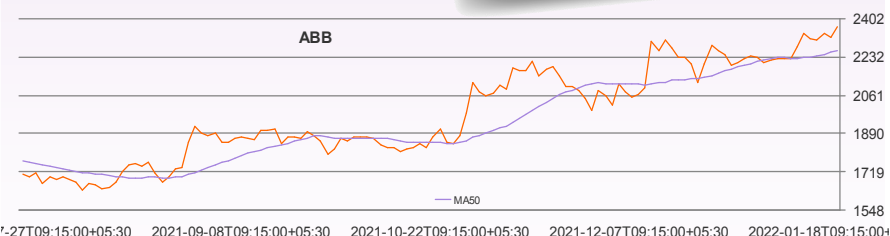


Chart of the Day

ABB
2365

Buy above

The stock has registered a bullish breakout on daily scales and has been trading above the same, hence we recommend a BUY above 2365 for the targets at 2412 maintaining a stoploss at 2340.



Technical call of the Day

MCX

Sell below 1565

The stock is has registered a bearish breakout of lower range and hence we initiate Sell below 1565 for the targets at 1537 and stoploss is to be maintained at 1600.

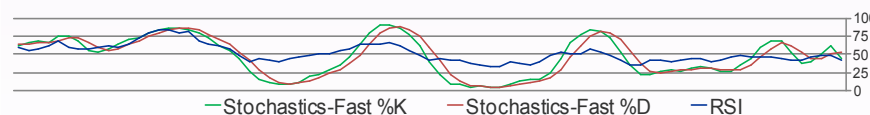
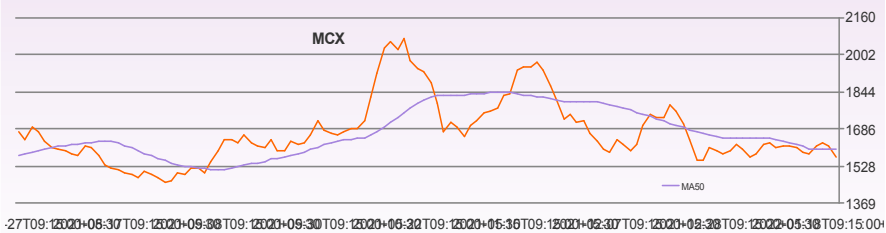


Chart of the Day

Buy: ABB

CMP:

Technical Call of the Day

Sell: MCX

CMP:1567.5

We are also available on:



E-mail : research@dealmoney.in
www.dealmoneyonline.com

STOCKS TRADING IN POSITIVE ZONE: ADANIGREEN, PRESTIGE
 STOCKS TRADING IN NEGATIVE ZONE: AMBUJACEM, DLF

- Lupin:** It has received an approval for the acquisition of a portfolio of brands (including all rights and interests associated with such products) of Anglo-French Drugs & Industries and its associates (subject to approval of their shareholders). The acquisition would enable addition of established brands with high recall amongst healthcare professionals, especially in the Vitamins, Minerals and Supplements category.

CMP:	943.7
P/E(ttm):	71.7
Impact	Positive
- One97 Communications:** Its wholly-owned subsidiary -- Paytm Payments Bank has issued 4,51,463 FASTags in December 2021, registering 11.33 per cent rise as compared to the previous month, cementing its leadership position in the digital toll payments in the country. It issued 4,05,541 FASTags in November 2021.

CMP:	1041.7
P/E(ttm):	50.7
Impact	Positive
- Indian Hotels Company (IHCL):** It has opened Raajkutir, an IHCL SeleQtions hotel in Kolkata, West Bengal. The heritage-inspired hotel embodies the spirit of quintessential Bengal Renaissance.

CMP:	207.4
P/E(ttm):	5.6
Impact	Positive
- UltraTech Cement:** Its board has approved a capital expenditure (Capex) of Rs 965 crore for its modernization and to almost double the production capacity of its white cement brand Birla White. The company plans to increase the capacity of Birla White from the current 6.5 lakh tonnes per annum (LTPA) to 12.53 LTPA.

CMP:	7555.9
P/E(ttm):	578.3
Impact	Positive
- Dixon Technologies:** It has entered into Joint Venture Agreement (JV Agreement) with Imagine Marketing for its brand 'boAt'. Pursuant to the said JV Agreement, the proposed JV Company will be 50% owned by Dixon and 50% owned by Imagine. The proposed JV Company will undertake design & manufacturing of Wireless Audio Solutions in India & the JV partners will co-invest in the evolving Indian mobile accessory market, thereby paving the way towards 'Make in India' in this category.

CMP:	5235.7
P/E(ttm):	1162.1
Impact	Positive

ttm = trailing twelve months

Economic Snapshot

- Expressing optimism over India's export growth, Commerce and Industry Minister Piyush Goyal has said that the country is on track to achieve the \$650-billion export target set for goods and services in the ongoing fiscal year (FY22). He added that the \$400-billion merchandise exports target is within sight and the services sector should also strive towards meeting the \$250-billion target.
- Crisil Ratings in its latest report has said that securitisation volume growth slowed to around 8 percent on year to Rs 29,000 crore in the quarter ended December 31, 2021 (Q3FY22), on higher risk aversion amid the third wave of COVID-19. It noted that the uncertainty around Covid-19's third wave (including the omicron variant) resulted in many deals under active negotiation remaining unexecuted towards the end of the quarter.



I-SOT

INTRADAY STOCK TRADING

FREQUENCY	ALLOCATION	DURATION	RISK
4 calls a Day	Average Daily Premium of Rs.50,000	Intraday	High Risk

SALIENT FEATURES:

- 👍 Fixed time for call generation – 2 calls at 9:30am and 2 calls @ 12:00pm
- 👍 High Risk – High Returns product
- 👍 Focused product for Intraday Derivative Traders
- 👍 Daily 4 calls to gain from intraday momentum
- 👍 High beta Midcap and Large cap F&O stocks for better entry and exit.

DAILY DIGEST

DERIVATIVES

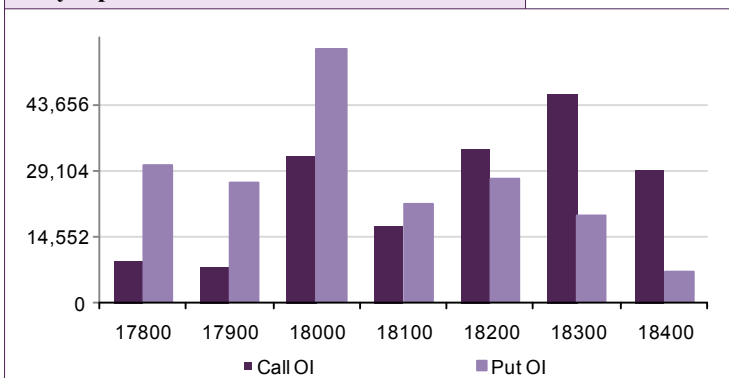
Open Interest Gainers

Stock	Open Interest (contracts)	OI Change (%)	Price (Rs.)	Price change (%)
MANAPPURAM	19,023,000	9.4%	163.05	-3.4%
GMRINFRA	72,292,500	7.8%	43.50	-3.4%
AARTIIND	2,087,600	7.6%	1087.95	-2.1%
APOLLOHOSP	2,523,375	7.2%	4622.85	-6.0%
PVR	2,932,028	6.5%	1570.00	-0.6%


Open Interest Losers

Stock	Open Interest (contracts)	OI Change (%)	Price (Rs.)	Price change (%)
CHAMBLFERT	3,468,000	-14.7%	465.85	-1.2%
CUMMINSIND	1,039,800	-14.5%	987.95	-1.4%
CROMPTON	2,115,300	-13.4%	428.80	-3.8%
IRCTC	9,136,750	-12.7%	860.55	-4.3%
GNFC	3,161,600	-12.7%	475.50	-4.1%

Nifty Option OI Distribution



Nifty OI Vs Futures Price



Top 5 Traded Stock Futures

Stock	Expiry Date	No of contracts traded	Contract value (Rs. Lacs)	LTP
AXISBANK	27-Jan-22	31,459	275,133	727
ICICIBANK	27-Jan-22	23,743	270,164	823
HDFCBANK	27-Jan-22	30,875	261,589	1533
TATAMOTORS	27-Jan-22	13,239	196,027	511
RELIANCE	27-Jan-22	30,537	193,795	2521

Top 5 Traded Stock Options

Stock	Expiry Date	Option Type	Strike price	No of contracts traded	Contract value (Rs. Lacs)	LTP
BAJFINANCE	27-Jan-22	CE	8,000	24,755	252,248	106.95
HDFCBANK	27-Jan-22	CE	1,560	27,280	236,484	12.35
HDFCBANK	27-Jan-22	CE	1,540	26,096	224,439	19.20
ADANIANT	27-Jan-22	CE	1,900	17,105	166,916	28.80
HDFCBANK	27-Jan-22	CE	1,600	18,710	165,296	5.25

Top 5 Contract Future Volumes

Stock	Expiry Date	No of Contracts traded	Current Cash Volume	Cash Delivery %
AXISBANK	27-Jan-22	31,459	11,489,760	#N/A
HDFCBANK	27-Jan-22	30,875	2,641,844	#N/A
RELIANCE	27-Jan-22	30,537	1,312,810	#N/A
TATASTEEL	27-Jan-22	24,918	1,797,537	#N/A
ICICIBANK	27-Jan-22	23,743	4,931,444	#N/A

Bottom 5 Contract Future Volumes

Stock	Expiry Date	No of Contracts traded	Current Cash Volume	Cash Delivery %
IDEA	27-Jan-22	153	70,754,188	#N/A
HONAUT	27-Jan-22	325	1,621	#N/A
ESCORTS	27-Jan-22	397	175,349	#N/A
IBULHSGFIN	27-Jan-22	452	4,069,717	#N/A
PFIZER	27-Jan-22	500	91,831	#N/A

DAILY DIGEST

SUPPORT / RESISTANCE LEVEL

Company Name	Closing Price	S3	S2	S1	Pivot	R1	R2	R3
ACC	2253.25	2087.80	2142.95	2198.10	2295.50	2350.65	2503.20	2655.75
Adani Ports	762.95	730.00	740.98	751.97	770.98	781.97	811.97	841.97
Ambuja Cements	380.65	348.00	358.88	369.77	389.88	400.77	431.77	462.77
Asian Paints	3373.70	3305.55	3328.27	3350.98	3373.72	3396.43	3441.88	3487.33
Aurobindo Pharma	668.80	638.30	648.47	658.63	676.82	686.98	715.33	743.68
Axis Bank	725.20	692.60	703.47	714.33	725.12	735.98	757.63	779.28
Bajaj Auto	3400.95	3288.00	3325.65	3363.30	3430.25	3467.90	3572.50	3677.10
Bank Of Baroda	92.25	87.50	89.08	90.67	93.28	94.87	99.07	103.27
Bharti Airtel	714.35	694.40	701.05	707.70	719.20	725.85	744.00	762.15
Indus Tower	261.65	245.80	251.08	256.37	265.68	270.97	285.57	300.17
BHEL	60.65	56.60	57.95	59.30	61.70	63.05	66.80	70.55
Bosch	17189.90	16158.20	16502.10	16846.00	17347.75	17691.65	18537.30	19382.95
BPCL	398.10	385.80	389.90	394.00	400.45	404.55	415.10	425.65
Cipla	902.15	882.30	888.92	895.53	905.07	911.68	927.83	943.98
Coal India	160.80	155.10	157.00	158.90	162.20	164.10	169.30	174.50
Dr. Reddy'S Lab	4693.55	4517.55	4576.22	4634.88	4679.67	4738.33	4841.78	4945.23
Eicher Motors	2736.25	2590.70	2639.22	2687.73	2773.52	2822.03	2956.33	3090.63
Gail	142.90	137.90	139.57	141.23	143.62	145.28	149.33	153.38
Grasim	1852.25	1755.60	1787.82	1820.03	1874.92	1907.13	1994.23	2081.33
HCL Technologies	1219.75	1164.05	1182.62	1201.18	1235.57	1254.13	1307.08	1360.03
HDFC	2662.50	2600.05	2620.87	2641.68	2677.62	2698.43	2755.18	2811.93
HDFC Bank	1529.25	1495.10	1506.48	1517.87	1534.38	1545.77	1573.67	1601.57
Hero Motocorp	2692.85	2583.40	2619.88	2656.37	2691.68	2728.17	2799.97	2871.77
Hindalco	496.00	475.25	482.17	489.08	500.72	507.63	526.18	544.73
HUL	2369.50	2306.10	2327.23	2348.37	2378.53	2399.67	2450.97	2502.27
ICICI Bank	823.10	800.40	807.97	815.53	825.77	833.33	851.13	868.93
Idea	12.05	11.40	11.62	11.83	12.22	12.43	13.03	13.63
Indusind Bank	899.65	863.35	875.45	887.55	907.45	919.55	951.55	983.55
Infosys	1920.75	1877.90	1892.18	1906.47	1925.73	1940.02	1973.57	2007.12
ITC	220.75	213.30	215.78	218.27	222.78	225.27	232.27	239.27
Kotak Mahindra Bank	1942.15	1885.00	1904.05	1923.10	1949.05	1968.10	2013.10	2058.10
L&T	2022.20	1942.55	1969.10	1995.65	2037.10	2063.65	2131.65	2199.65
Lupin	943.70	912.00	922.57	933.13	947.57	958.13	983.13	1008.13
M&M	892.15	866.50	875.05	883.60	896.85	905.40	927.20	949.00
Maruti Suzuki India	7915.15	7534.05	7661.08	7788.12	8018.53	8145.57	8503.02	8860.47
NTPC	135.00	131.05	132.37	133.68	135.72	137.03	140.38	143.73
ONGC	163.85	158.40	160.22	162.03	165.22	167.03	172.03	177.03
Power Grid	205.15	201.35	202.62	203.88	205.87	207.13	210.38	213.63
RIL	2521.80	2469.15	2486.70	2504.25	2533.30	2550.85	2597.45	2644.05
SBI	506.80	492.55	497.30	502.05	509.75	514.50	526.95	539.40
Sun Pharma	846.70	822.80	830.77	838.73	852.97	860.93	883.13	905.33
Tata Motors	510.80	485.80	494.13	502.47	515.48	523.82	545.17	566.52
Tata Motors DVR	259.35	246.40	250.72	255.03	261.52	265.83	276.63	287.43
Tata Power	239.10	225.00	229.70	234.40	242.50	247.20	260.00	272.80
Tata Steel	1194.85	1146.25	1162.45	1178.65	1206.20	1222.40	1266.15	1309.90
TCS	3990.60	3918.30	3942.40	3966.50	4004.10	4028.20	4089.90	4151.60
Tech Mahindra	1660.75	1553.55	1589.28	1625.02	1685.78	1721.52	1818.02	1914.52
Ultratech	7555.90	7146.00	7282.63	7419.27	7656.63	7793.27	8167.27	8541.27
Wipro	633.30	612.30	619.30	626.30	638.15	645.15	664.00	682.85
Yes Bank	13.80	13.25	13.43	13.62	13.88	14.07	14.52	14.97
Zee Entertainment	316.60	305.70	309.33	312.97	318.88	322.52	332.07	341.62

Disclaimer

For private circulation only

Website: www.dealmoneyonline.in

DISCLAIMER : SEBI Research Analyst Registration No: INH000002319 For any grievance mail at compliance@dealmoney.in

Dealmoney Securities Private Limited (hereinafter referred to as "Dealmoney") is a registered Member of National Stock Exchange of India Limited, Bombay Stock Exchange Limited and MCX Stock Exchange Limited. Dealmoney is also registered as a Depository Participant with CDSL. Dealmoney is in the process of making an application with SEBI for registering it as a Research Entity in terms of SEBI (Research Analyst) Regulations, 2014. Dealmoney or its associates has not been debarred/ suspended by SEBI or any other regulatory authority for accessing /dealing in securities Market and no material disciplinary action has been taken by SEBI/other regulatory authorities impacting Dealmoney's Equity Research Analysis. Dealmoney or its associates/ analyst including its relatives do not hold any actual/beneficial ownership of more than 1% in the company/ies covered by Analyst (hereinafter referred to as "Subject Company/ies"). Dealmoney or its associates/analyst including its relatives may hold financial interest in the company/ies covered by Analyst (hereinafter referred to as "Subject Company/ies"). Dealmoney or its associates/ analysts or his/her relative does not receive any compensation or other benefits from the subject company/ies mentioned in this research report (hereinafter referred to as "Report") or from a third party in connection with preparation of the report. Accordingly, Dealmoney or its associates/analyst or his/her relative does not have any other material conflict of interest at the time of publication of the Report.

Research analyst/s engaged in preparation of the Report, has not received any compensation / managed or co-managed public offering of securities of the subject company/ies / has not received compensation for investment banking or merchant banking or brokerage services from the subject company/ies / has not received compensation for products or services other than investment banking or merchant banking or brokerage services from the subject company/ies / has not received compensation or other benefits from the subject company/ies or third party in connection with the Report of the subject company/ies during the past twelve months / has not served as an officer, director or employee of subject Company/ies and is not engaged in market making activity of the subject Company/ies.

Dealmoney group companies provides finance related product services like distribution of financial products and as such is a provider of many services like loans, mutual funds, tax & trust planning etc. mentioned in this brochure. And hence, Dealmoney do not warranty / guarantee about performance of any products and customer servicing w.r.t third party products per se.

Third party products are subject to code of conduct to be adhered to by the representatives of Dealmoney and Dealmoney is not responsible for the losses, whether actual or notional incurred by any investor. Services assured and expected may vary from actual service and Dealmoney does not guarantee about the quality of services. Investments in securities and commodities are subject to market and other risks and there is no assurance or guarantee that the objectives of any of the Investments/Schemes/product would be achieved. Past performances are only indicative and returns are not assured and guaranteed by Dealmoney group companies. The price, value of and income from any of the securities or financial instruments mentioned in this report can fall as well as rise. The value of securities and financial instruments is subject to exchange rate fluctuation that may have a positive or adverse effect on the price or income of such securities or financial instruments.

Reports on technical and derivative analysis are based on studying charts of a stock's price movement, outstanding positions and trading volume as opposed to focussing on a company's fundamentals and as such, may not match with a report on a company's fundamentals. The opinions expressed in the Report are our current opinions as of the date of this report and may be subject to change from time to time without notice. Dealmoney or any persons connected with it do not accept any liability arising from use of this material/document/Report.

Information/ opinion conveyed through this material/document/Report are strictly meant for the registered Clients of Dealmoney group of Companies of the respective segments. This information is not intended for distribution to, or use by, any person or entity in any jurisdiction or country where such distribution or use would be contrary to law or regulation or which would subject Dealmoney or its affiliates to any registration requirement within such jurisdiction or country. This information does not constitute an offer to sell or a solicitation of an offer to buy any financial products to any person in any jurisdiction where it is unlawful to make such an offer or solicitation. No part of this material may be duplicated in whole or in part in any form and / or redistributed without the prior written consent of Dealmoney. This material/document/Report is being supplied to you solely for your information, and its contents, information or data may not be reproduced, redistributed or passed on directly or indirectly.

Recipients of the Report shall always independently verify reliability and suitability of the Report and opinions before investing.

For Company details, please visit our website www.dealmoneyonline.com

For research related query, write to us at research@dealmoney.in