

December 01, 2021


NIFTY TO TRADE BETWEEN 17,000-16,800

From past few trading session it is forming lower low, lower high formation and for now we haven't got any reversal signal, so we expect index to remain in bearish momentum. Below 16,930 it may move towards 16,850-16,800 levels.

TRADERS COMMENT

Benchmark index flat, market didn't sustained and felled in second half, closed in red. Nifty ended lower by -70.75 points or -0.41% at 16982.20 level.

NIFTY MOVERS & SHAKERS



TOP 5 SECTOR MOVERS

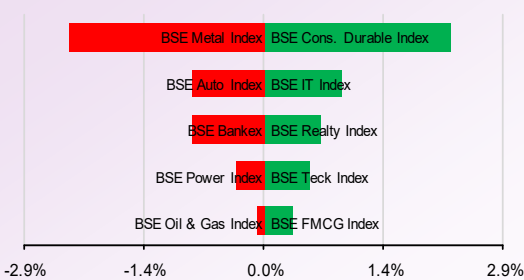


Chart of the Day

DBL
Buy above Rs 534.

The stock is trading above its prior swing high and above its 20 ema support. We recommend buy only above Rs534 with the stoploss of Rs524 for the target of Rs555.

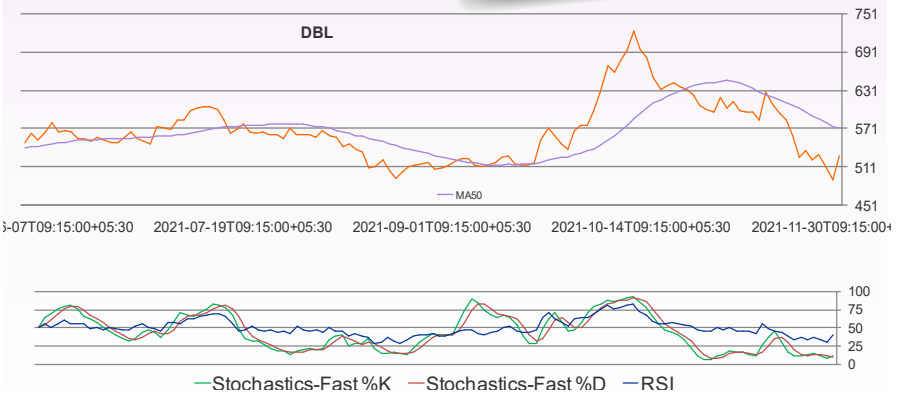


Chart of the Day

Buy:DBL CMP:528.35

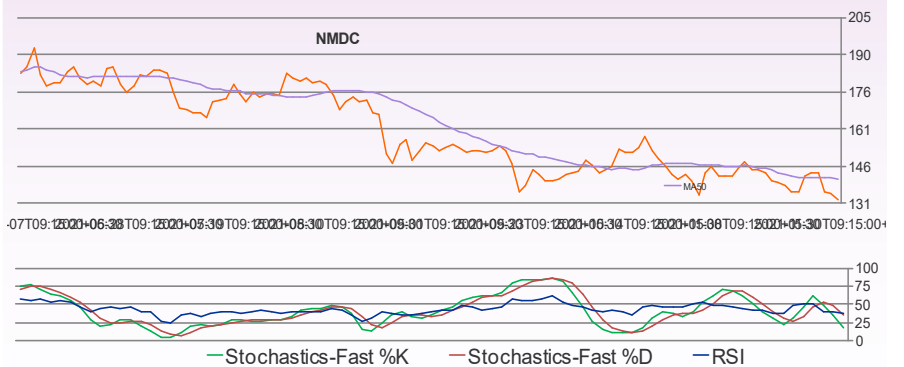
Technical Call of the Day

Sell:NMDC FUT CMP:132.3

Technical call of the Day

NMDC FUT
Sell below Rs 132

The stock failed to hold the support of 20 EMA and RSI moving towards south direction indicating weakness in stock. We recommend sell only Below Rs132 with the stoploss of Rs134 for the target of Rs128.



We are also available on:



E-mail : research@dealmoney.in
www.dealmoneyonline.com

STOCKS TRADING IN POSITIVE ZONE: HCLTECH REC
STOCKS TRADING IN NEGATIVE ZONE: SRF, SAIL.

- Home First Finance Company:** It has raised Rs 99 crore through the allotment of 990 Secured, Rated, Listed, Taxable, Redeemable Non-Convertible Debentures (NCDs), having face value of Rs 10,00,000 per Debenture at an issue price of Rs 10,00,000 per Debenture to be redeemed after a period of 24 months from the date of allotment at coupon rate of 7.50% per annum to ICICI Prudential Credit Risk Fund.

CMP:	809.4
P/E(ttm):	61.5
Impact	Positive
- V-Mart Retail:** It has opened one new store in Haryana in the month of November 2021. With this the total number of stores now stands at 376 stores as at November 30, 2021. Earlier, in month of October 2021, the company had opened seven new stores, four in the state of Uttar Pradesh, two in Bihar and one in Uttarakhand.

CMP:	3947.7
P/E(ttm):	192.0
Impact	Positive
- Tatva Chintan Pharma:** has acquired an industrial land admeasuring 50,399.16 Sq. mtr at Dahej-III GIDC Estate, Bharuch, Gujarat, India. The above land has been acquired from internal accruals only and it will be used on need basis in future.

CMP:	2355.7
P/E(ttm):	63.6
Impact	Positive
- Lupin:** It has launched Sciflix, an educational mobile adaptable website for medical students who are pursuing post-graduation with chest specialization. Curated by Lupin for clinical enhancement, Sciflix is a comprehensive learning platform in pulmonology where all scientific needs of post graduate students will be addressed by a multisource library under one roof.

CMP:	884.4
P/E(ttm):	67.7
Impact	Positive
- Maruti Suzuki India:** It has increased the price of EECO (all non-Cargo variants) owing to introduction of Passenger Airbag. The company has increased the price by Rs 8000 on the above model. The new price is effective from November 30, 2021.

CMP:	7067.8
P/E(ttm):	1568.8
Impact	Positive

ttm = trailing twelve months

Economic Snapshot

- Ahead of government's Q2 GDP number release, India Ratings has said that it expects the economy to grow 8.3 percent in Q2 and close the year with 9.4 percent in FY22, which is 10 bps lower than the consensus forecast.
- The government has informed that scheduled commercial banks have written off bad loans amounting to Rs 46,382 crore during the first six months of 2021-22 (H1FY22). As per the RBI guidelines and policy approved by bank boards, non-performing loans, including, inter-alia, those in respect of which full provisioning has been made on completion of four years, are removed from the balance sheet of the bank concerned by way of the write-off.



I-SOT

INTRADAY STOCK TRADING

FREQUENCY	ALLOCATION	DURATION	RISK
4 calls a Day	Average Daily Premium of Rs.50,000	Intraday	High Risk

SALIENT FEATURES:

- 👍 Fixed time for call generation – 2 calls at 9:30am and 2 calls @ 12:00pm
- 👍 High Risk – High Returns product
- 👍 Focused product for Intraday Derivative Traders
- 👍 Daily 4 calls to gain from intraday momentum
- 👍 High beta Midcap and Large cap F&O stocks for better entry and exit.

DAILY DIGEST

DERIVATIVES

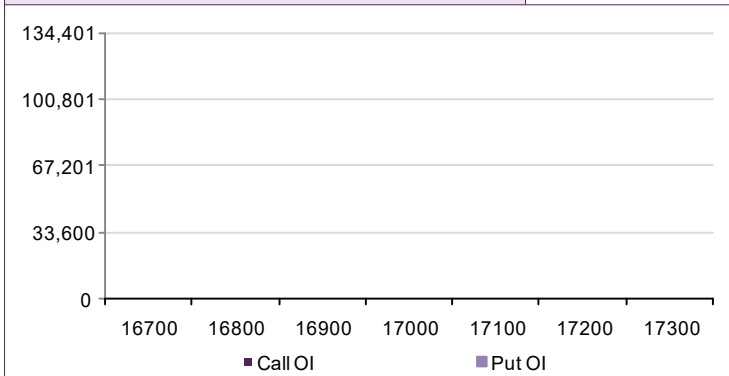
Open Interest Gainers

Stock	Open Interest (contracts)	OI Change (%)	Price (Rs.)	Price change (%)
0-Jan-00	-	0.0%	0.00	#N/A
0-Jan-00	-	0.0%	0.00	#N/A
0-Jan-00	-	0.0%	0.00	#N/A
0-Jan-00	-	0.0%	0.00	#N/A
0-Jan-00	-	0.0%	0.00	#N/A

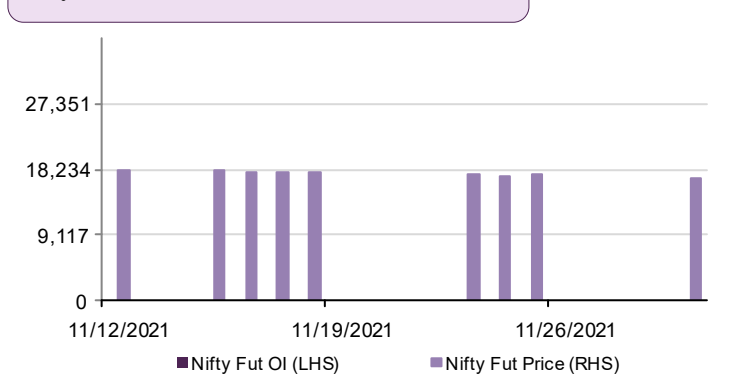
Open Interest Losers

Stock	Open Interest (contracts)	OI Change (%)	Price (Rs.)	Price change (%)
0-Jan-00	-	0.0%	0.00	#N/A
0-Jan-00	-	0.0%	0.00	#N/A
0-Jan-00	-	0.0%	0.00	#N/A
0-Jan-00	-	0.0%	0.00	#N/A
0-Jan-00	-	0.0%	0.00	#N/A

Nifty Option OI Distribution



Nifty OI Vs Futures Price



Top 5 Traded Stock Futures

Stock	Expiry Date	No of contracts traded	Contract value (Rs. Lacs)	LTP
RELIANCE	30-Dec-21	48,040	292,390	2413
TATAPOWER	30-Dec-21	17,222	257,102	217
ICICIBANK	30-Dec-21	25,204	250,330	716
TATAMOTORS	30-Dec-21	15,810	211,577	460
HDFCBANK	30-Dec-21	24,737	205,195	1495

Top 5 Traded Stock Options

Stock	Expiry Date	Option Type	Strike price	No of contracts traded	Contract value (Rs. Lacs)	LTP
HDFCBANK	30-Dec-21	CE	1,520	8,299	70,911	28.15
HDFCBANK	30-Dec-21	CE	1,540	7,784	66,990	20.65
HDFCBANK	30-Dec-21	CE	1,500	7,666	65,070	37.25
BAJFINANCE	30-Dec-21	CE	7,200	6,599	61,039	173.90
CIPLA	30-Dec-21	CE	1,000	8,378	55,808	23.00

Top 5 Contract Future Volumes

Stock	Expiry Date	No of Contracts traded	Current Cash Volume	Cash Delivery %
0-Jan-00	0-Jan-00	-	#N/A	#N/A
0-Jan-00	0-Jan-00	-	#N/A	#N/A
0-Jan-00	0-Jan-00	-	#N/A	#N/A
0-Jan-00	0-Jan-00	-	#N/A	#N/A
0-Jan-00	0-Jan-00	-	#N/A	#N/A

Bottom 5 Contract Future Volumes

Stock	Expiry Date	No of Contracts traded	Current Cash Volume	Cash Delivery %
0-Jan-00	0-Jan-00	-	#N/A	#N/A
0-Jan-00	0-Jan-00	-	#N/A	#N/A
0-Jan-00	0-Jan-00	-	#N/A	#N/A
0-Jan-00	0-Jan-00	-	#N/A	#N/A
0-Jan-00	0-Jan-00	-	#N/A	#N/A

DAILY DIGEST

SUPPORT / RESISTANCE LEVEL

Company Name	Closing Price	S3	S2	S1	Pivot	R1	R2	R3
ACC	2286.40	2216.75	2239.97	2263.18	2293.07	2316.28	2369.38	2422.48
Adani Ports	683.85	646.75	659.12	671.48	692.07	704.43	737.38	770.33
Ambuja Cements	374.60	355.90	362.13	368.37	373.23	379.47	390.57	401.67
Asian Paints	3143.65	3043.30	3076.75	3110.20	3149.60	3183.05	3255.90	3328.75
Aurobindo Pharma	660.25	624.95	636.72	648.48	660.37	672.13	695.78	719.43
Axis Bank	655.65	618.55	630.92	643.28	660.37	672.73	702.18	731.63
Bajaj Auto	3240.30	3123.15	3162.20	3201.25	3262.10	3301.15	3401.05	3500.95
Bank Of Baroda	85.75	81.65	83.02	84.38	86.57	87.93	91.48	95.03
Bharti Airtel	728.25	695.10	706.15	717.20	733.70	744.75	772.30	799.85
Indus Tower	284.45	271.00	275.48	279.97	283.08	287.57	295.17	302.77
BHEL	58.90	54.50	55.97	57.43	59.07	60.53	63.63	66.73
Bosch	16168.50	15476.95	15707.47	15937.98	16301.47	16531.98	17125.98	17719.98
BPCL	370.00	356.50	361.00	365.50	372.50	377.00	388.50	400.00
Cipla	971.30	933.20	945.90	958.60	971.30	984.00	1009.40	1034.80
Coal India	152.00	144.20	146.80	149.40	153.95	156.55	163.70	170.85
Dr. Reddy'S Lab	4675.85	4551.75	4593.12	4634.48	4691.37	4732.73	4830.98	4929.23
Eicher Motors	2370.45	2273.00	2305.48	2337.97	2392.48	2424.97	2511.97	2598.97
Gail	129.80	123.20	125.40	127.60	131.15	133.35	139.10	144.85
Grasim	1662.45	1590.95	1614.78	1638.62	1674.13	1697.97	1757.32	1816.67
HCL Technologies	1138.65	1108.10	1118.28	1128.47	1143.18	1153.37	1178.27	1203.17
HDFC	2673.10	2547.10	2589.10	2631.10	2698.00	2740.00	2848.90	2957.80
HDFC Bank	1493.55	1444.10	1460.58	1477.07	1503.03	1519.52	1561.97	1604.42
Hero Motocorp	2449.30	2335.45	2373.40	2411.35	2462.00	2499.95	2588.55	2677.15
Hindalco	412.75	390.00	397.58	405.17	417.58	425.17	445.17	465.17
HUL	2317.55	2243.00	2267.85	2292.70	2326.85	2351.70	2410.70	2469.70
ICICI Bank	714.35	689.90	698.05	706.20	719.25	727.40	748.60	769.80
Idea	11.05	10.30	10.55	10.80	11.20	11.45	12.10	12.75
Indusind Bank	883.00	823.90	843.60	863.30	895.40	915.10	966.90	1018.70
Infosys	1712.65	1670.20	1684.35	1698.50	1714.20	1728.35	1758.20	1788.05
ITC	221.15	214.80	216.92	219.03	222.12	224.23	229.43	234.63
Kotak Mahindra Bank	1961.90	1854.20	1890.10	1926.00	1982.80	2018.70	2111.40	2204.10
L&T	1764.75	1703.70	1724.05	1744.40	1771.65	1792.00	1839.60	1887.20
Lupin	884.40	855.55	865.17	874.78	886.77	896.38	917.98	939.58
M&M	835.50	796.30	809.37	822.43	841.62	854.68	886.93	919.18
Maruti Suzuki India	7067.80	6781.10	6876.67	6972.23	7111.12	7206.68	7441.13	7675.58
NTPC	127.25	119.95	122.38	124.82	127.13	129.57	134.32	139.07
ONGC	142.10	134.45	137.00	139.55	143.65	146.20	152.85	159.50
Power Grid	206.75	191.10	196.32	201.53	205.52	210.73	219.93	229.13
RIL	2405.40	2301.80	2336.33	2370.87	2423.38	2457.92	2544.97	2632.02
SBI	460.55	438.75	446.02	453.28	465.27	472.53	491.78	511.03
Sun Pharma	753.60	730.45	738.17	745.88	753.77	761.48	777.08	792.68
Tata Motors	458.60	433.30	441.73	450.17	464.08	472.52	494.87	517.22
Tata Motors DVR	256.95	241.00	246.32	251.63	259.82	265.13	278.63	292.13
Tata Power	216.80	197.95	204.23	210.52	219.38	225.67	240.82	255.97
Tata Steel	1071.20	998.10	1022.47	1046.83	1087.37	1111.73	1176.63	1241.53
TCS	3529.15	3418.25	3455.22	3492.18	3527.97	3564.93	3637.68	3710.43
Tech Mahindra	1541.45	1458.55	1486.18	1513.82	1554.13	1581.77	1649.72	1717.67
Ultratech	7433.75	7176.10	7261.98	7347.87	7433.43	7519.32	7690.77	7862.22
Wipro	637.25	615.50	622.75	630.00	637.75	645.00	660.00	675.00
Yes Bank	12.40	11.25	11.63	12.02	12.48	12.87	13.72	14.57
Zee Entertainment	324.30	306.60	312.50	318.40	327.40	333.30	348.20	363.10

Disclaimer

For private circulation only

Website: www.dealmoneyonline.in

DISCLAIMER : SEBI Research Analyst Registration No: INH000002319 For any grievance mail at compliance@dealmoney.in

Dealmoney Securities Private Limited (hereinafter referred to as "Dealmoney") is a registered Member of National Stock Exchange of India Limited, Bombay Stock Exchange Limited and MCX Stock Exchange Limited. Dealmoney is also registered as a Depository Participant with CDSL. Dealmoney is in the process of making an application with SEBI for registering it as a Research Entity in terms of SEBI (Research Analyst) Regulations, 2014. Dealmoney or its associates has not been debarred/ suspended by SEBI or any other regulatory authority for accessing /dealing in securities Market and no material disciplinary action has been taken by SEBI/other regulatory authorities impacting Dealmoney's Equity Research Analysis. Dealmoney or its associates/ analyst including its relatives do not hold any actual/beneficial ownership of more than 1% in the company/ies covered by Analyst (hereinafter referred to as "Subject Company/ies"). Dealmoney or its associates/analyst including its relatives may hold financial interest in the company/ies covered by Analyst (hereinafter referred to as "Subject Company/ies"). Dealmoney or its associates/ analysts or his/her relative does not receive any compensation or other benefits from the subject company/ies mentioned in this research report (hereinafter referred to as "Report") or from a third party in connection with preparation of the report. Accordingly, Dealmoney or its associates/analyst or his/her relative does not have any other material conflict of interest at the time of publication of the Report.

Research analyst/s engaged in preparation of the Report, has not received any compensation / managed or co-managed public offering of securities of the subject company/ies / has not received compensation for investment banking or merchant banking or brokerage services from the subject company/ies / has not received compensation for products or services other than investment banking or merchant banking or brokerage services from the subject company/ies / has not received compensation or other benefits from the subject company/ies or third party in connection with the Report of the subject company/ies during the past twelve months / has not served as an officer, director or employee of subject Company/ies and is not engaged in market making activity of the subject Company/ies.

Dealmoney group companies provides finance related product services like distribution of financial products and as such is a provider of many services like loans, mutual funds, tax & trust planning etc. mentioned in this brochure. And hence, Dealmoney do not warranty / guarantee about performance of any products and customer servicing w.r.t third party products per se.

Third party products are subject to code of conduct to be adhered to by the representatives of Dealmoney and Dealmoney is not responsible for the losses, whether actual or notional incurred by any investor. Services assured and expected may vary from actual service and Dealmoney does not guarantee about the quality of services. Investments in securities and commodities are subject to market and other risks and there is no assurance or guarantee that the objectives of any of the Investments/Schemes/product would be achieved. Past performances are only indicative and returns are not assured and guaranteed by Dealmoney group companies. The price, value of and income from any of the securities or financial instruments mentioned in this report can fall as well as rise. The value of securities and financial instruments is subject to exchange rate fluctuation that may have a positive or adverse effect on the price or income of such securities or financial instruments.

Reports on technical and derivative analysis are based on studying charts of a stock's price movement, outstanding positions and trading volume as opposed to focussing on a company's fundamentals and as such, may not match with a report on a company's fundamentals. The opinions expressed in the Report are our current opinions as of the date of this report and may be subject to change from time to time without notice. Dealmoney or any persons connected with it do not accept any liability arising from use of this material/document/Report.

Information/ opinion conveyed through this material/document/Report are strictly meant for the registered Clients of Dealmoney group of Companies of the respective segments. This information is not intended for distribution to, or use by, any person or entity in any jurisdiction or country where such distribution or use would be contrary to law or regulation or which would subject Dealmoney or its affiliates to any registration requirement within such jurisdiction or country. This information does not constitute an offer to sell or a solicitation of an offer to buy any financial products to any person in any jurisdiction where it is unlawful to make such an offer or solicitation. No part of this material may be duplicated in whole or in part in any form and / or redistributed without the prior written consent of Dealmoney. This material/document/Report is being supplied to you solely for your information, and its contents, information or data may not be reproduced, redistributed or passed on directly or indirectly.

Recipients of the Report shall always independently verify reliability and suitability of the Report and opinions before investing.

For Company details, please visit our website www.dealmoneyonline.com

For research related query, write to us at research@dealmoney.in