

December 07, 2021

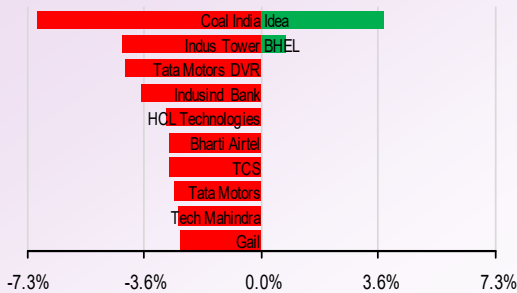
NIFTY TO TRADE BETWEEN 16780-17000

In the sessions ahead, the previous low at 16782 might be tested again and any trade below could lead the NIFTY towards 16500-16450 kind of levels sooner or later. On the higher side, 17000 shall pact as an immediate resistance going forward.

TRADERS COMMENT

Benchmark index opened flat, market didn't sustained and felled in second half, closed in red. Nifty ended lower by -284.15 points or -1.65% at 16912.25 level.

NIFTY MOVERS & SHAKERS



TOP 5 SECTOR MOVERS

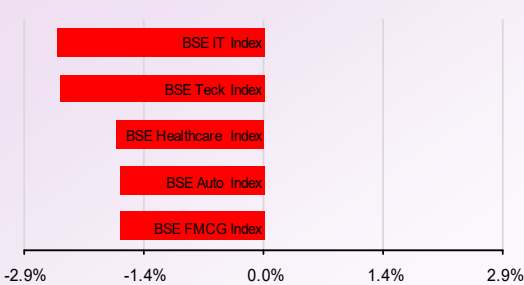
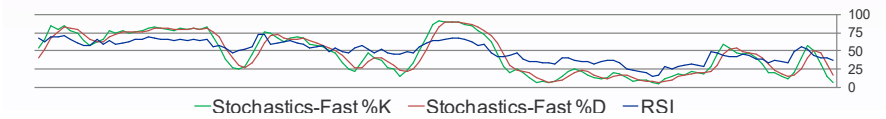
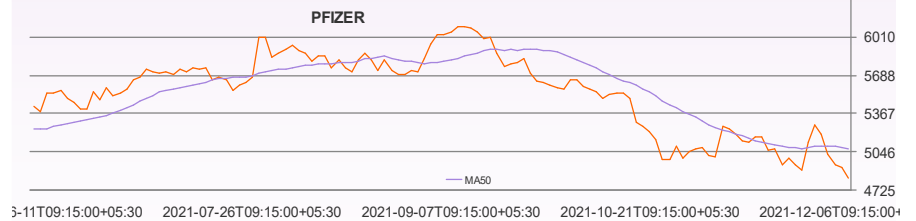


Chart of the Day

PFIZER Dec Fut

Sell range: 4830-4832.

The stock has registered a more than one month old bearish breakdown. We recommend SELL in range of 4830-4832 for the targets at 4750 and stoploss at 4880.

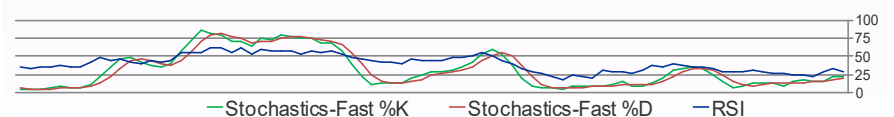
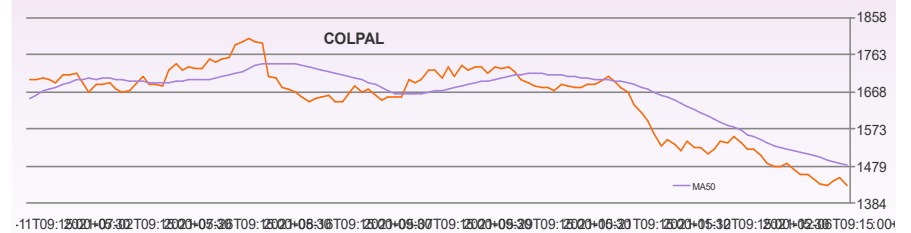


Technical call of the Day

COLPAL Dec Fut

Sell range: 1430-1435

The stock is seen making a strong down trending move and has breached its important support. We initiate a SELL in the range of 1430-1435 for the targets at 1400 maintaining a stoploss at 1450.



We are also available on:



E-mail : research@dealmoney.in
www.dealmoneyonline.com

STOCKS TRADING IN POSITIVE ZONE: IDEA, ZEEL

STOCKS TRADING IN NEGATIVE ZONE: INDUSTOWER, LTI.

- Aurobindo Pharma:** Its unit Aurobindo Pharma USA Inc is recalling 7,296 containers of hypertension drug Carvedilol tablets in the US market, due to manufacturing issues. The affected lot contains 6.25 mg Carvedilol tablets, which have been produced in India and distributed in the US by Princeton-based Aurobindo Pharma USA Inc.

CMP:	661.8
P/E(ttm):	50.3
Impact	Negative
- Narayana Hrudayalaya:** It has joined hand with Ritesh Properties and Industries to set up a 225-bed multi-specialty hospital in Ludhiana, Punjab

CMP:	560.6
P/E(ttm):	27.3
Impact	Positive
- Inox Wind:** Its material subsidiary -- Inox Green Energy Services (IGESL) has received approval for fund raising, subject to receipt of requisite approvals including approval of the shareholders, market conditions and other considerations, by way of an initial public offer of its Equity Shares comprising of fresh issue of Equity Shares aggregating upto Rs 500 crore.

CMP:	138.1
P/E(ttm):	3.7
Impact	Positive
- Indian Energy Exchange:** It has realized 9477 MU cleared volume in November 2021 comprising 6333 MU in the Conventional Power Market, 457 MU in the Green Power Market and 2687 MU in the Certificate Market comprising ESCerts and REC. Overall, the Exchange realized 53.8% YoY growth across all its market segments.

CMP:	251.4
P/E(ttm):	19.2
Impact	Positive
- Indiabulls Housing Finance:** It has planned to raise up to Rs 1,000 crore through a public issue of bonds that opens this week. The base issue size of the bonds, in the nature of secured redeemable non-convertible debentures (NCDs), is of Rs 200 crore with an option to retain oversubscription up to Rs 800 crore, aggregating up to Rs 1,000 crore.

CMP:	243.8
P/E(ttm):	54.1
Impact	Positive

ttm = trailing twelve months

Economic Snapshot

- Defence Minister Rajnath Singh has said that defence exports from India during the last seven years have been of more than Rs 38,000 crore due to the government's initiatives. He said 'we have an estimated Rs 85,000 crore industry of aerospace and defence and contribution of the private sector in this has increased to Rs 18,000 crore.
- The government has said that the US has once again emerged as the largest trading partner of India with bilateral merchandise trade of \$67.41 billion during the April-October period this fiscal. Minister of State for Commerce and Industry Anupriya Patel has said the US has been the largest trading partner of India with respect to merchandise trade since 2018-19, except in 2020-21, when trade with America declined marginally on account of the COVID-19 pandemic.



I-SOT

INTRADAY STOCK TRADING

FREQUENCY	ALLOCATION	DURATION	RISK
4 calls a Day	Average Daily Premium of Rs.50,000	Intraday	High Risk

SALIENT FEATURES:

- 👍 Fixed time for call generation – 2 calls at 9:30am and 2 calls @ 12:00pm
- 👍 High Risk – High Returns product
- 👍 Focused product for Intraday Derivative Traders
- 👍 Daily 4 calls to gain from intraday momentum
- 👍 High beta Midcap and Large cap F&O stocks for better entry and exit.

DAILY DIGEST

DERIVATIVES

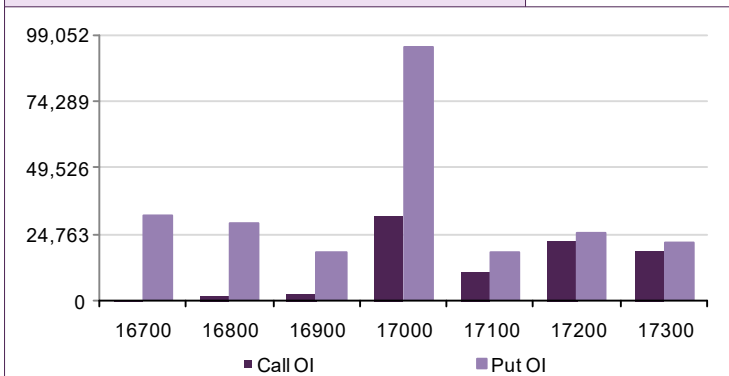
Open Interest Gainers

Stock	Open Interest (contracts)	OI Change (%)	Price (Rs.)	Price change (%)
ATUL	44,400	16.3%	8852.05	-0.3%
JKCEMENT	173,950	12.8%	3265.70	-1.3%
METROPOLIS	611,400	8.6%	3260.55	1.2%
DALBHARAT	483,500	6.9%	1793.25	-4.3%
BOSCHLTD	150,550	6.4%	16079.90	-2.0%

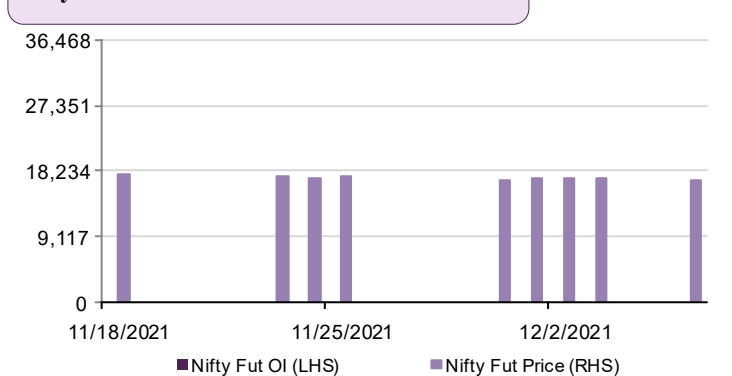
Open Interest Losers

Stock	Open Interest (contracts)	OI Change (%)	Price (Rs.)	Price change (%)
IDEA	716,660,000	-13.7%	14.95	3.5%
POWERGRID	16,622,961	-10.7%	201.20	-1.8%
PERSISTENT	218,700	-8.7%	4243.05	-2.3%
ALKEM	430,200	-8.7%	3410.55	-0.9%
GUJGASLTD	2,148,750	-5.7%	659.10	-0.6%

Nifty Option OI Distribution



Nifty OI Vs Futures Price



Top 5 Traded Stock Futures

Stock	Expiry Date	No of contracts traded	Contract value (Rs. Lacs)	LTP
ICICIBANK	30-Dec-21	24,742	244,859	712
RELIANCE	30-Dec-21	29,108	174,386	2372
ZEEL	30-Dec-21	15,867	170,802	357
TATASTEEL	30-Dec-21	30,411	145,280	1111
TATAMOTORS	30-Dec-21	9,809	132,615	468

Top 5 Traded Stock Options

Stock	Expiry Date	Option Type	Strike price	No of contracts traded	Contract value (Rs. Lacs)	LTP
ICICIBANK	30-Dec-21	CE	730	7,256	74,686	14.65
ICICIBANK	30-Dec-21	CE	720	5,891	60,176	18.85
ICICIBANK	30-Dec-21	CE	750	5,273	55,147	8.45
KOTAKBANK	30-Dec-21	PE	1,900	6,726	52,661	58.65
ICICIBANK	30-Dec-21	CE	740	4,703	48,785	11.15

Top 5 Contract Future Volumes

Stock	Expiry Date	No of Contracts traded	Current Cash Volume	Cash Delivery %
TATASTEEL	30-Dec-21	30,411	1,627,905	1981.0%
RELIANCE	30-Dec-21	29,108	1,750,877	3672.0%
ICICIBANK	30-Dec-21	24,742	10,498,972	5216.0%
TCS	30-Dec-21	19,103	1,050,297	5678.0%
INFY	30-Dec-21	17,641	2,340,393	5864.0%

Bottom 5 Contract Future Volumes

Stock	Expiry Date	No of Contracts traded	Current Cash Volume	Cash Delivery %
ABBOTINDIA	30-Dec-21	203	3,486	4322.0%
ASTRAL	30-Dec-21	298	40,182	4549.0%
OFSS	30-Dec-21	305	24,143	6072.0%
JKCEMENT	30-Dec-21	408	30,959	4574.0%
CROMPTON	30-Dec-21	442	374,623	5610.0%

DAILY DIGEST

SUPPORT / RESISTANCE LEVEL

Company Name	Closing Price	S3	S2	S1	Pivot	R1	R2	R3
ACC	2217.30	2137.05	2163.80	2190.55	2231.75	2258.50	2326.45	2394.40
Adani Ports	723.45	698.50	706.82	715.13	729.82	738.13	761.13	784.13
Ambuja Cements	370.15	357.65	361.82	365.98	372.47	376.63	387.28	397.93
Asian Paints	3038.30	2941.50	2973.77	3006.03	3060.52	3092.78	3179.53	3266.28
Aurobindo Pharma	661.80	645.00	650.60	656.20	665.60	671.20	686.20	701.20
Axis Bank	663.10	643.55	650.07	656.58	667.67	674.18	691.78	709.38
Bajaj Auto	3249.75	3185.40	3206.85	3228.30	3264.15	3285.60	3342.90	3400.20
Bank Of Baroda	87.05	83.55	84.72	85.88	87.92	89.08	92.28	95.48
Bharti Airtel	697.60	665.80	676.40	687.00	704.45	715.05	743.10	771.15
Indus Tower	268.50	249.40	255.77	262.13	272.57	278.93	295.73	312.53
BHEL	60.90	57.15	58.40	59.65	61.30	62.55	65.45	68.35
Bosch	16120.10	15590.15	15766.80	15943.45	16246.70	16423.35	16903.25	17383.15
BPCL	383.45	372.60	376.22	379.83	384.62	388.23	396.63	405.03
Cipla	894.95	869.20	877.78	886.37	901.08	909.67	932.97	956.27
Coal India	148.55	143.75	145.35	146.95	149.70	151.30	155.65	160.00
Dr. Reddy'S Lab	4498.70	4359.35	4405.80	4452.25	4530.75	4577.20	4702.15	4827.10
Eicher Motors	2444.10	2376.25	2398.87	2421.48	2446.67	2469.28	2517.08	2564.88
Gail	128.85	121.20	123.75	126.30	129.40	131.95	137.60	143.25
Grasim	1660.75	1595.70	1617.38	1639.07	1678.83	1700.52	1761.97	1823.42
HCL Technologies	1136.55	1097.05	1110.22	1123.38	1148.02	1161.18	1198.98	1236.78
HDFC	2768.80	2720.10	2736.33	2752.57	2776.23	2792.47	2832.37	2872.27
HDFC Bank	1503.80	1475.90	1485.20	1494.50	1506.65	1515.95	1537.40	1558.85
Hero Motocorp	2420.00	2347.90	2371.93	2395.97	2435.68	2459.72	2523.47	2587.22
Hindalco	421.35	403.90	409.72	415.53	424.02	429.83	444.13	458.43
HUL	2306.50	2238.05	2260.87	2283.68	2323.82	2346.63	2409.58	2472.53
ICICI Bank	709.55	688.20	695.32	702.43	714.62	721.73	741.03	760.33
Idea	15.00	12.95	13.63	14.32	15.08	15.77	17.22	18.67
Indusind Bank	915.65	876.00	889.22	902.43	927.22	940.43	978.43	1016.43
Infosys	1695.30	1649.05	1664.47	1679.88	1706.92	1722.33	1764.78	1807.23
ITC	217.90	212.80	214.50	216.20	219.20	220.90	225.60	230.30
Kotak Mahindra Bank	1885.20	1827.50	1846.73	1865.97	1896.23	1915.47	1964.97	2014.47
L&T	1782.65	1735.00	1750.88	1766.77	1793.88	1809.77	1852.77	1895.77
Lupin	858.25	829.25	838.92	848.58	865.72	875.38	902.18	928.98
M&M	822.15	799.50	807.05	814.60	827.60	835.15	855.70	876.25
Maruti Suzuki India	7042.85	6842.00	6908.95	6975.90	7087.95	7154.90	7333.90	7512.90
NTPC	124.35	120.40	121.72	123.03	125.32	126.63	130.23	133.83
ONGC	143.35	139.65	140.88	142.12	143.98	145.22	148.32	151.42
Power Grid	202.00	194.70	197.13	199.57	203.78	206.22	212.87	219.52
RIL	2362.60	2289.30	2313.73	2338.17	2381.58	2406.02	2473.87	2541.72
SBI	465.30	450.60	455.50	460.40	468.70	473.60	486.80	500.00
Sun Pharma	737.15	714.85	722.28	729.72	741.13	748.57	767.42	786.27
Tata Motors	467.20	451.10	456.47	461.83	471.37	476.73	491.63	506.53
Tata Motors DVR	247.30	233.50	238.10	242.70	250.90	255.50	268.30	281.10
Tata Power	220.85	213.60	216.02	218.43	222.52	224.93	231.43	237.93
Tata Steel	1108.80	1063.40	1078.53	1093.67	1117.33	1132.47	1171.27	1210.07
TCS	3536.40	3386.00	3436.13	3486.27	3572.13	3622.27	3758.27	3894.27
Tech Mahindra	1551.75	1474.15	1500.02	1525.88	1572.72	1598.58	1671.28	1743.98
Ultratech	7214.60	7012.40	7079.80	7147.20	7268.40	7335.80	7524.40	7713.00
Wipro	624.50	602.10	609.57	617.03	630.62	638.08	659.13	680.18
Yes Bank	12.60	12.10	12.27	12.43	12.67	12.83	13.23	13.63
Zee Entertainment	356.00	339.00	344.67	350.33	357.17	362.83	375.33	387.83

Disclaimer

For private circulation only

Website: www.dealmoneyonline.in

DISCLAIMER : SEBI Research Analyst Registration No: INH000002319 For any grievance mail at compliance@dealmoney.in

Dealmoney Securities Private Limited (hereinafter referred to as "Dealmoney") is a registered Member of National Stock Exchange of India Limited, Bombay Stock Exchange Limited and MCX Stock Exchange Limited. Dealmoney is also registered as a Depository Participant with CDSL. Dealmoney is in the process of making an application with SEBI for registering it as a Research Entity in terms of SEBI (Research Analyst) Regulations, 2014. Dealmoney or its associates has not been debarred/ suspended by SEBI or any other regulatory authority for accessing /dealing in securities Market and no material disciplinary action has been taken by SEBI/other regulatory authorities impacting Dealmoney's Equity Research Analysis. Dealmoney or its associates/ analyst including its relatives do not hold any actual/beneficial ownership of more than 1% in the company/ies covered by Analyst (hereinafter referred to as "Subject Company/ies"). Dealmoney or its associates/analyst including its relatives may hold financial interest in the company/ies covered by Analyst (hereinafter referred to as "Subject Company/ies"). Dealmoney or its associates/ analysts or his/her relative does not receive any compensation or other benefits from the subject company/ies mentioned in this research report (hereinafter referred to as "Report") or from a third party in connection with preparation of the report. Accordingly, Dealmoney or its associates/analyst or his/her relative does not have any other material conflict of interest at the time of publication of the Report.

Research analyst/s engaged in preparation of the Report, has not received any compensation / managed or co-managed public offering of securities of the subject company/ies / has not received compensation for investment banking or merchant banking or brokerage services from the subject company/ies / has not received compensation for products or services other than investment banking or merchant banking or brokerage services from the subject company/ies / has not received compensation or other benefits from the subject company/ies or third party in connection with the Report of the subject company/ies during the past twelve months / has not served as an officer, director or employee of subject Company/ies and is not engaged in market making activity of the subject Company/ies.

Dealmoney group companies provides finance related product services like distribution of financial products and as such is a provider of many services like loans, mutual funds, tax & trust planning etc. mentioned in this brochure. And hence, Dealmoney do not warranty / guarantee about performance of any products and customer servicing w.r.t third party products per se.

Third party products are subject to code of conduct to be adhered to by the representatives of Dealmoney and Dealmoney is not responsible for the losses, whether actual or notional incurred by any investor. Services assured and expected may vary from actual service and Dealmoney does not guarantee about the quality of services. Investments in securities and commodities are subject to market and other risks and there is no assurance or guarantee that the objectives of any of the Investments/Schemes/product would be achieved. Past performances are only indicative and returns are not assured and guaranteed by Dealmoney group companies. The price, value of and income from any of the securities or financial instruments mentioned in this report can fall as well as rise. The value of securities and financial instruments is subject to exchange rate fluctuation that may have a positive or adverse effect on the price or income of such securities or financial instruments.

Reports on technical and derivative analysis are based on studying charts of a stock's price movement, outstanding positions and trading volume as opposed to focussing on a company's fundamentals and as such, may not match with a report on a company's fundamentals. The opinions expressed in the Report are our current opinions as of the date of this report and may be subject to change from time to time without notice. Dealmoney or any persons connected with it do not accept any liability arising from use of this material/document/Report.

Information/ opinion conveyed through this material/document/Report are strictly meant for the registered Clients of Dealmoney group of Companies of the respective segments. This information is not intended for distribution to, or use by, any person or entity in any jurisdiction or country where such distribution or use would be contrary to law or regulation or which would subject Dealmoney or its affiliates to any registration requirement within such jurisdiction or country. This information does not constitute an offer to sell or a solicitation of an offer to buy any financial products to any person in any jurisdiction where it is unlawful to make such an offer or solicitation. No part of this material may be duplicated in whole or in part in any form and / or redistributed without the prior written consent of Dealmoney. This material/document/Report is being supplied to you solely for your information, and its contents, information or data may not be reproduced, redistributed or passed on directly or indirectly.

Recipients of the Report shall always independently verify reliability and suitability of the Report and opinions before investing.

For Company details, please visit our website www.dealmoneyonline.com

For research related query, write to us at research@dealmoney.in