

December 08, 2021

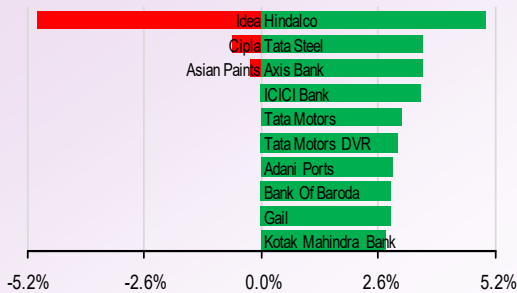
NIFTY TO TRADE BETWEEN 17000-17350

In the session ahead, we see 17200 levels could be possibly tested and any trade further shall elevate the index towards 17350-400 kind of levels. On the downside 17000 level is to play a vital role providing support in the near term.

TRADERS COMMENT

Benchmark index opened gap up, market sustained and risen in second half, closed in green. Nifty ended higher by +264.45 points or +1.56% at 17176.70 level.

NIFTY MOVERS & SHAKERS



TOP 5 SECTOR MOVERS

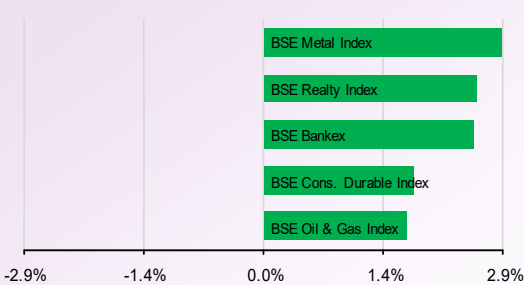
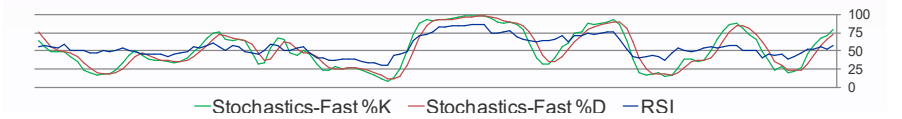
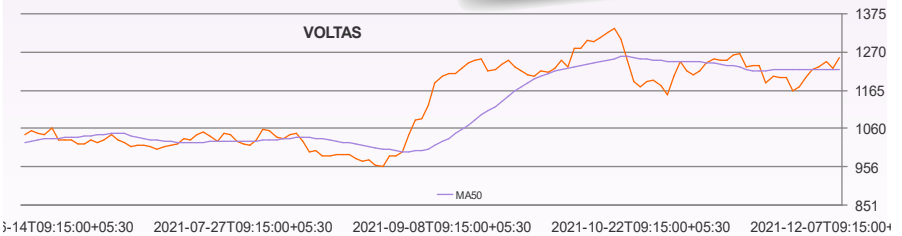


Chart of the Day VOLTAS Buy above 1255

The stock has registered a short term falling trendline breakout and hence we recommend a BUY above 1255 for the targets at 1290 maintaining stoploss at 1240.



Technical call of the Day HAVELLS Buy above 1415

The stock is seen crossing above its intermediate top present at 1410. We initiate a BUY only above 1415 for the targets at 1445 maintaining a stoploss at 1399..

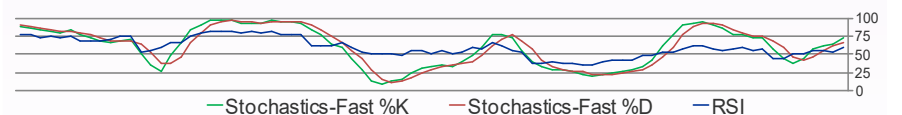
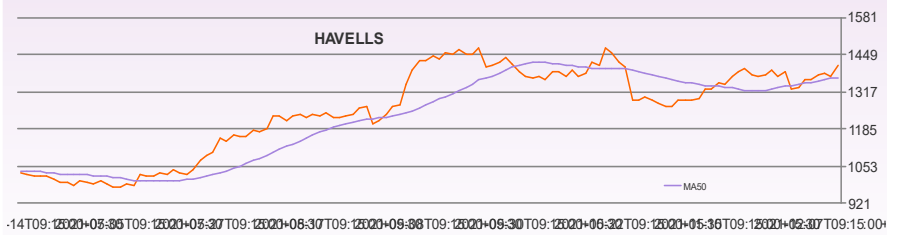


Chart of the Day
Buy: VOLTAS CMP:1254.4

Technical Call of the Day
Buy: HAVELLS CMP:1410.8

We are also available on:



E-mail : research@dealmoney.in
www.dealmoneyonline.com

STOCKS TRADING IN POSITIVE ZONE: HINDCOPPER, NATIONALUM
STOCKS TRADING IN NEGATIVE ZONE: ZEEL, EMAMILTD.

DAILY DIGEST

- Prataap Snacks:** It has received approval under Production Linked Incentive (PLI) Scheme of Government of India for Food Processing Industry. Approval under Production Linked Incentive (PLI) Scheme - Category - I, Segment - Ready to Cook/Ready to Eat (RTC/RTE). Approval for sales based incentive
CMP: 791.1
P/E(ttm): 60.1
Impact **Positive**
- Route Mobile:** It has launched Payment as a Service - Click2Pay - an instant payment solution designed to simplify communications commerce & deliver a seamless conversational experience. It's a 360-degree communications commerce solution which will include all business communication channels, with a flexible option to integrate payment platforms of choice.
CMP: 1755.5
P/E(ttm): 85.4
Impact **Positive**
- Kotak Mahindra Bank:** It is planning to raise funds through issuance of Unsecured, Redeemable, Non-Convertible Debentures / Bonds / other Debt Securities, on private placement basis, in Indian / foreign currencies, in domestic and / or overseas markets, in one or more tranches, during FY 2022-23, subject to the approval of the Members of the Bank and any other approvals as may be necessary
CMP: 1937.2
P/E(ttm): 52.3
Impact **Positive**
- Indo Count Industries:** It has entered into a Business Transfer Agreement (BTA) with GHCL for acquisition of its Home Textile business at Vapi, Gujarat, on a going concern basis by way of a slump sale and Asset Transfer Agreement (ATA) for acquisition of specified assets of the US subsidiary of GHCL.
CMP: 257.2
P/E(ttm): 19.7
Impact **Positive**
- Dilip Buildcon:** It has emerged L-1 bidder in the tender floated by South Eastern Coalfields (SECL), Singrauli for the project of 'Hiring of HEMM and allied equipments' for Over Burden Removal, loading in to tip-pers, transportation & unloading of excavated materials. The contract value of project is Rs 2683.02 crore and completion period of the project is 1795 days.
CMP: 557.7
P/E(ttm): 123.8
Impact **Positive**

ttm = trailing twelve months

Economic Snapshot

- New research from the US India Strategic Partnership Forum (USISPF) and digital currency exchange CrossTower has said web 3.0, the idea that the next iteration of the Internet which will be built on concepts of decentralisation, openness, and greater user utility, can help India contribute an additional \$1.1 trillion of economic growth to its GDP over the next 11 years
- Crisil in its latest report has said that the Centre's fertiliser subsidy bill is set to soar by 62 per cent over the budgeted amount to Rs 1.3 lakh crore this fiscal due to the massive rise in raw material prices despite lower demand. An unprecedented spike in natural gas prices and other raw materials is set to inflate the fertilisers subsidy bill by a whopping 62 per cent or Rs 50,000 crore to Rs 1,30,000 crore this fiscal over the budgeted Rs 79,530 crore.



I-SOT

INTRADAY STOCK TRADING

FREQUENCY	ALLOCATION	DURATION	RISK
4 calls a Day	Average Daily Premium of Rs.50,000	Intraday	High Risk

SALIENT FEATURES:

- 👍 Fixed time for call generation – 2 calls at 9:30am and 2 calls @ 12:00pm
- 👍 High Risk – High Returns product
- 👍 Focused product for Intraday Derivative Traders
- 👍 Daily 4 calls to gain from intraday momentum
- 👍 High beta Midcap and Large cap F&O stocks for better entry and exit.

DAILY DIGEST

DERIVATIVES

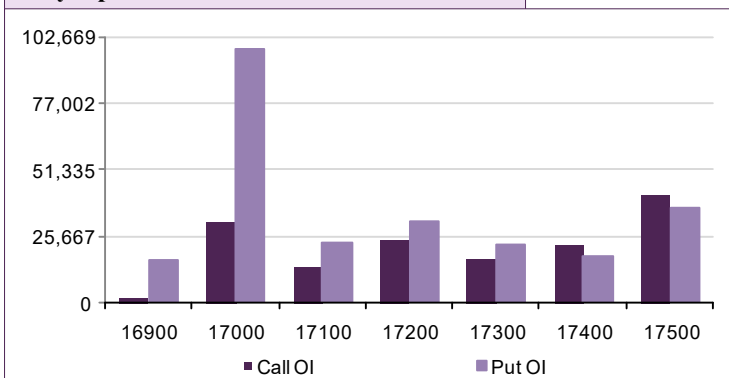
Open Interest Gainers

Stock	Open Interest (contracts)	OI Change (%)	Price (Rs.)	Price change (%)
WHIRLPOOL	456,750	22.5%	2023.25	1.8%
TORNTPOWER	3,454,500	19.7%	582.40	4.8%
DALBHARAT	563,250	16.5%	1867.40	4.1%
CUMMINSIND	1,429,200	10.9%	948.65	2.2%
CHAMBLFERT	2,448,000	10.2%	401.15	1.5%

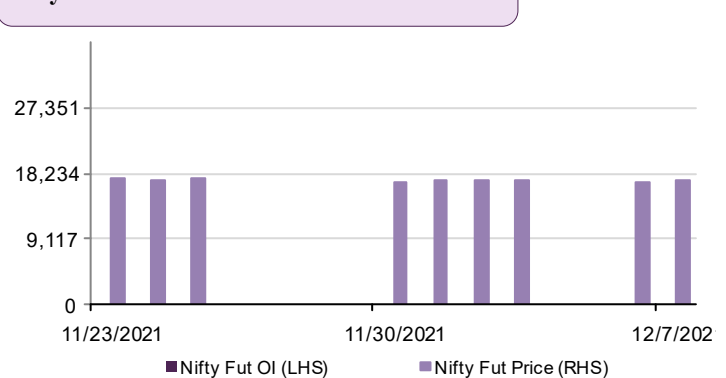
Open Interest Losers

Stock	Open Interest (contracts)	OI Change (%)	Price (Rs.)	Price change (%)
POWERGRID	15,273,712	-8.1%	204.55	1.7%
ALKEM	397,400	-7.6%	3432.45	0.6%
HINDALCO	31,649,075	-5.9%	443.35	4.8%
IBULHSGFIN	36,487,000	-5.0%	248.55	1.5%
COROMANDEL	1,380,000	-4.9%	758.65	1.5%

Nifty Option OI Distribution



Nifty OI Vs Futures Price



Top 5 Traded Stock Futures

Stock	Expiry Date	No of contracts traded	Contract value (Rs. Lacs)	LTP
ICICIBANK	30-Dec-21	42,368	426,600	738
TATASTEEL	30-Dec-21	34,934	170,026	1154
TATAMOTORS	30-Dec-21	10,767	147,359	484
KOTAKBANK	30-Dec-21	17,698	138,066	1944
RELIANCE	30-Dec-21	22,337	133,903	2393

Top 5 Traded Stock Options

Stock	Expiry Date	Option Type	Strike price	No of contracts traded	Contract value (Rs. Lacs)	LTP
ICICIBANK	30-Dec-21	CE	750	11,693	122,709	14.10
ICICIBANK	30-Dec-21	CE	730	10,221	105,719	24.05
ICICIBANK	30-Dec-21	CE	740	10,005	104,257	18.65
HDFCBANK	30-Dec-21	CE	1,540	10,126	87,097	23.90
ICICIBANK	30-Dec-21	CE	720	7,955	81,647	30.30

Top 5 Contract Future Volumes

Stock	Expiry Date	No of Contracts traded	Current Cash Volume	Cash Delivery %
ICICIBANK	30-Dec-21	42,368	15,351,235	5031.0%
TATASTEEL	30-Dec-21	34,934	1,712,028	2013.0%
RELIANCE	30-Dec-21	22,337	2,782,548	5367.0%
HINDALCO	30-Dec-21	17,716	5,235,202	2860.0%
KOTAKBANK	30-Dec-21	17,698	4,343,985	5915.0%

Bottom 5 Contract Future Volumes

Stock	Expiry Date	No of Contracts traded	Current Cash Volume	Cash Delivery %
ABBOTINDIA	30-Dec-21	175	2,375	3546.0%
ATUL	30-Dec-21	280	5,988	2753.0%
JKCEMENT	30-Dec-21	284	35,489	5676.0%
ASTRAL	30-Dec-21	349	76,929	4885.0%
FSL	30-Dec-21	361	683,017	4425.0%

DAILY DIGEST

SUPPORT / RESISTANCE LEVEL

Company Name	Closing Price	S3	S2	S1	Pivot	R1	R2	R3
ACC	2245.05	2167.05	2193.05	2219.05	2237.00	2263.00	2306.95	2350.90
Adani Ports	744.70	701.65	716.00	730.35	740.15	754.50	778.65	802.80
Ambuja Cements	372.75	364.55	367.28	370.02	373.63	376.37	382.72	389.07
Asian Paints	3030.35	2963.90	2986.05	3008.20	3038.60	3060.75	3113.30	3165.85
Aurobindo Pharma	673.35	637.80	649.65	661.50	670.05	681.90	702.30	722.70
Axis Bank	687.00	648.45	661.30	674.15	682.85	695.70	717.25	738.80
Bajaj Auto	3286.45	3205.00	3232.15	3259.30	3288.15	3315.30	3371.30	3427.30
Bank Of Baroda	89.55	85.60	86.92	88.23	89.12	90.43	92.63	94.83
Bharti Airtel	698.85	682.50	687.95	693.40	699.55	705.00	716.60	728.20
Indus Tower	269.30	257.45	261.40	265.35	268.95	272.90	280.45	288.00
BHEL	62.10	59.40	60.30	61.20	61.90	62.80	64.40	66.00
Bosch	16296.95	15995.85	16096.22	16196.58	16310.37	16410.73	16624.88	16839.03
BPCL	387.80	381.75	383.77	385.78	387.27	389.28	392.78	396.28
Cipla	889.25	869.70	876.22	882.73	890.52	897.03	911.33	925.63
Coal India	150.65	147.35	148.45	149.55	150.25	151.35	153.15	154.95
Dr. Reddy'S Lab	4520.70	4332.60	4395.30	4458.00	4504.00	4566.70	4675.40	4784.10
Eicher Motors	2471.80	2393.65	2419.70	2445.75	2467.25	2493.30	2540.85	2588.40
Gail	132.55	125.80	128.05	130.30	131.85	134.10	137.90	141.70
Grasim	1685.55	1637.00	1653.18	1669.37	1683.18	1699.37	1729.37	1759.37
HCL Technologies	1149.65	1107.80	1121.75	1135.70	1145.35	1159.30	1182.90	1206.50
HDFC	2817.50	2700.85	2739.73	2778.62	2808.33	2847.22	2915.82	2984.42
HDFC Bank	1525.70	1487.80	1500.43	1513.07	1522.53	1535.17	1557.27	1579.37
Hero Motocorp	2461.80	2385.20	2410.73	2436.27	2455.63	2481.17	2526.07	2570.97
Hindalco	442.50	406.00	418.17	430.33	437.37	449.53	468.73	487.93
HUL	2321.60	2282.35	2295.43	2308.52	2325.08	2338.17	2367.82	2397.47
ICICI Bank	734.65	683.05	700.25	717.45	729.20	746.40	775.35	804.30
Idea	14.25	12.60	13.15	13.70	14.45	15.00	16.30	17.60
Indusind Bank	926.65	905.10	912.28	919.47	927.98	935.17	950.87	966.57
Infosys	1711.65	1663.10	1679.28	1695.47	1710.18	1726.37	1757.27	1788.17
ITC	220.65	214.25	216.38	218.52	220.23	222.37	226.22	230.07
Kotak Mahindra Bank	1937.15	1856.60	1883.45	1910.30	1937.05	1963.90	2017.50	2071.10
L&T	1798.10	1734.20	1755.50	1776.80	1793.40	1814.70	1852.60	1890.50
Lupin	866.15	831.10	842.78	854.47	865.18	876.87	899.27	921.67
M&M	825.95	811.35	816.22	821.08	827.37	832.23	843.38	854.53
Maruti Suzuki India	7186.60	6920.60	7009.27	7097.93	7179.87	7268.53	7439.13	7609.73
NTPC	125.35	121.60	122.85	124.10	125.25	126.50	128.90	131.30
ONGC	145.90	142.75	143.80	144.85	145.55	146.60	148.35	150.10
Power Grid	205.80	197.35	200.17	202.98	204.97	207.78	212.58	217.38
RIL	2381.85	2316.00	2337.95	2359.90	2381.95	2403.90	2447.90	2491.90
SBI	476.70	458.70	464.70	470.70	475.20	481.20	491.70	502.20
Sun Pharma	743.70	719.00	727.23	735.47	743.23	751.47	767.47	783.47
Tata Motors	481.80	457.10	465.33	473.57	479.23	487.47	501.37	515.27
Tata Motors DVR	254.80	243.20	247.07	250.93	253.87	257.73	264.53	271.33
Tata Power	226.45	217.75	220.65	223.55	225.65	228.55	233.55	238.55
Tata Steel	1148.80	1086.45	1107.23	1128.02	1141.78	1162.57	1197.12	1231.67
TCS	3584.50	3450.60	3495.23	3539.87	3568.93	3613.57	3687.27	3760.97
Tech Mahindra	1576.65	1490.65	1519.32	1547.98	1564.67	1593.33	1638.68	1684.03
Ultratech	7299.40	7133.05	7188.50	7243.95	7290.45	7345.90	7447.85	7549.80
Wipro	632.40	611.45	618.43	625.42	629.98	636.97	648.52	660.07
Yes Bank	13.10	11.50	12.03	12.57	13.13	13.67	14.77	15.87
Zee Entertainment	350.65	335.85	340.78	345.72	353.78	358.72	371.72	384.72

Disclaimer

For private circulation only

Website: www.dealmoneyonline.in

DISCLAIMER : SEBI Research Analyst Registration No: INH000002319 For any grievance mail at compliance@dealmoney.in

Dealmoney Securities Private Limited (hereinafter referred to as "Dealmoney") is a registered Member of National Stock Exchange of India Limited, Bombay Stock Exchange Limited and MCX Stock Exchange Limited. Dealmoney is also registered as a Depository Participant with CDSL. Dealmoney is in the process of making an application with SEBI for registering it as a Research Entity in terms of SEBI (Research Analyst) Regulations, 2014. Dealmoney or its associates has not been debarred/ suspended by SEBI or any other regulatory authority for accessing /dealing in securities Market and no material disciplinary action has been taken by SEBI/other regulatory authorities impacting Dealmoney's Equity Research Analysis. Dealmoney or its associates/ analyst including its relatives do not hold any actual/beneficial ownership of more than 1% in the company/ies covered by Analyst (hereinafter referred to as "Subject Company/ies"). Dealmoney or its associates/analyst including its relatives may hold financial interest in the company/ies covered by Analyst (hereinafter referred to as "Subject Company/ies"). Dealmoney or its associates/ analysts or his/her relative does not receive any compensation or other benefits from the subject company/ies mentioned in this research report (hereinafter referred to as "Report") or from a third party in connection with preparation of the report. Accordingly, Dealmoney or its associates/analyst or his/her relative does not have any other material conflict of interest at the time of publication of the Report.

Research analyst/s engaged in preparation of the Report, has not received any compensation / managed or co-managed public offering of securities of the subject company/ies / has not received compensation for investment banking or merchant banking or brokerage services from the subject company/ies / has not received compensation for products or services other than investment banking or merchant banking or brokerage services from the subject company/ies / has not received compensation or other benefits from the subject company/ies or third party in connection with the Report of the subject company/ies during the past twelve months / has not served as an officer, director or employee of subject Company/ies and is not engaged in market making activity of the subject Company/ies.

Dealmoney group companies provides finance related product services like distribution of financial products and as such is a provider of many services like loans, mutual funds, tax & trust planning etc. mentioned in this brochure. And hence, Dealmoney do not warranty / guarantee about performance of any products and customer servicing w.r.t third party products per se.

Third party products are subject to code of conduct to be adhered to by the representatives of Dealmoney and Dealmoney is not responsible for the losses, whether actual or notional incurred by any investor. Services assured and expected may vary from actual service and Dealmoney does not guarantee about the quality of services. Investments in securities and commodities are subject to market and other risks and there is no assurance or guarantee that the objectives of any of the Investments/Schemes/product would be achieved. Past performances are only indicative and returns are not assured and guaranteed by Dealmoney group companies. The price, value of and income from any of the securities or financial instruments mentioned in this report can fall as well as rise. The value of securities and financial instruments is subject to exchange rate fluctuation that may have a positive or adverse effect on the price or income of such securities or financial instruments.

Reports on technical and derivative analysis are based on studying charts of a stock's price movement, outstanding positions and trading volume as opposed to focussing on a company's fundamentals and as such, may not match with a report on a company's fundamentals. The opinions expressed in the Report are our current opinions as of the date of this report and may be subject to change from time to time without notice. Dealmoney or any persons connected with it do not accept any liability arising from use of this material/document/Report.

Information/ opinion conveyed through this material/document/Report are strictly meant for the registered Clients of Dealmoney group of Companies of the respective segments. This information is not intended for distribution to, or use by, any person or entity in any jurisdiction or country where such distribution or use would be contrary to law or regulation or which would subject Dealmoney or its affiliates to any registration requirement within such jurisdiction or country. This information does not constitute an offer to sell or a solicitation of an offer to buy any financial products to any person in any jurisdiction where it is unlawful to make such an offer or solicitation. No part of this material may be duplicated in whole or in part in any form and / or redistributed without the prior written consent of Dealmoney. This material/document/Report is being supplied to you solely for your information, and its contents, information or data may not be reproduced, redistributed or passed on directly or indirectly.

Recipients of the Report shall always independently verify reliability and suitability of the Report and opinions before investing.

For Company details, please visit our website www.dealmoneyonline.com

For research related query, write to us at research@dealmoney.in