

December 13, 2021

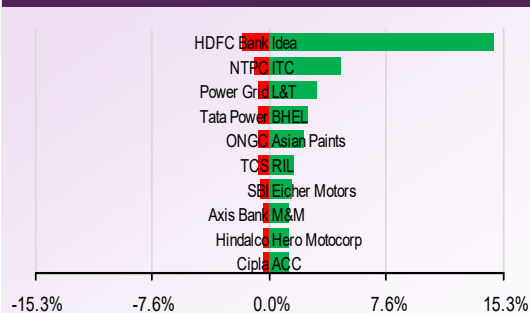
## NIFTY TO TRADE BETWEEN 17500-17800

From here, 17500 should act as a near term support below which 17450-350 might be tested in the session ahead. On the positive side, the index might travel towards 17600-615 levels where the next major hurdle exist.


## TRADERS COMMENT

Benchmark index opened gap down, market sustained and risen in second half, closed in red. Nifty ended lower by -5.55 points or -0.03% at 17511.30 level.

## NIFTY MOVERS & SHAKERS

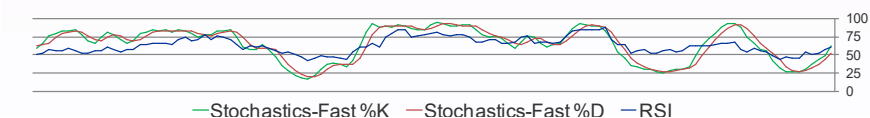
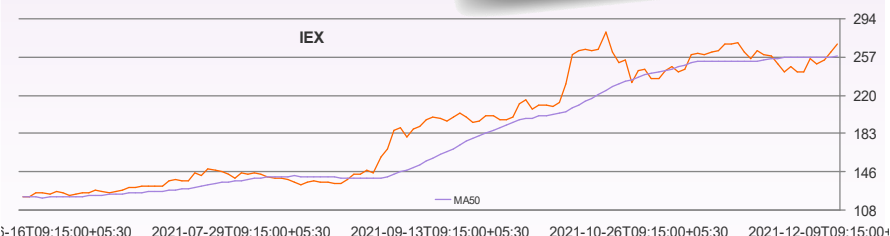


## TOP 5 SECTOR MOVERS



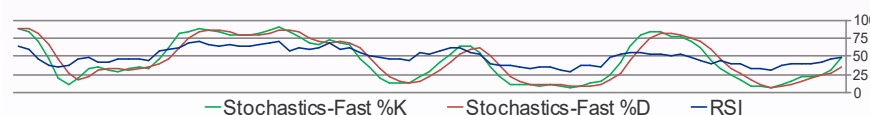
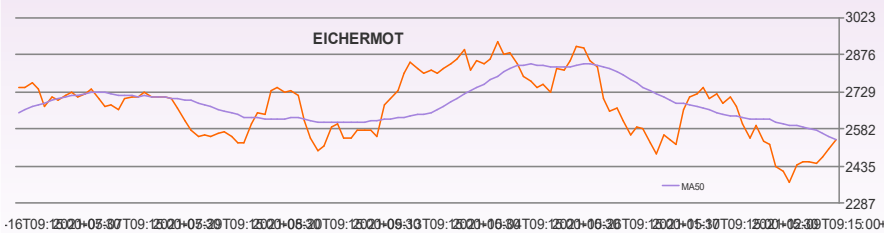
## Chart of the Day ASTRAL Buy above 2295

The stock has registered a short term sideways consolidation breakout and hence we recommend a BUY above 2295 for the targets at 2383 maintaining stoploss at 2270.



## Technical call of the Day CANBK Buy range 222

The stock is seen forming a bullish price action of higher highs and lows and in the process has surpassed its recent tops, We initiate a BUY above 222 for the targets at 228 and stoploss is to be maintained at 219.



**Chart of the Day**  
Buy: ASTRAL CMP:2293.2

**Technical Call of the Day**  
Buy: CANBK CMP:222.15

We are also available on:



E-mail : [research@dealmoney.in](mailto:research@dealmoney.in)  
[www.dealmoneyonline.com](http://www.dealmoneyonline.com)

STOCKS TRADING IN POSITIVE ZONE: SIEMENS, HINDCOPPER  
STOCKS TRADING IN NEGATIVE ZONE: SBICARD, NAUKRI.

# DAILY DIGEST

- Lupin:** It has launched diagnostics business in India. As part of its strategy to provide integrated healthcare in India, Lupin Diagnostics, a wholly owned subsidiary of Lupin has formally commenced operations. With healthcare playing an increasingly important role, Lupin Diagnostics' goal is to provide quality diagnostics services to doctors, patients and consumers.

CMP:	883.9
P/E(ttm):	67.2
Impact	Positive
- Trident:** It has reported 12,962 metric tons production of paper in November, 2021. The company's bath linen and yarn production stood at 4,902 metric tons and 10,894 metric tons, respectively, while bed linen production stood at 3.4 million metres during November. The company's chemicals production stood at 8,877 metric tons.

CMP:	54.7
P/E(ttm):	2.7
Impact	Positive
- Zydus Cadila:** It has received permission from the U.S. Food and Drug Administration (USFDA) to initiate the Phase 2(b)/3 Prospective, Multi-centre, Randomized, Double-blind, Placebo-controlled adaptive clinical trial to evaluate Efficacy and Safety of Saroglitazar Magnesium in Subjects With Primary Biliary Cholangitis (PBC).

CMP:	467.5
P/E(ttm):	12.6
Impact	Positive
- Dr. Reddy's Laboratories:** It has launched Venlafaxine ER Tablets which is therapeutically equivalent to Venlafaxine Extended-Release Tablets, 150 mg and 225 mg, of Osmotica Pharmaceutical US LLC approved by the U.S. Food and Drug Administration (USFDA).

CMP:	4593.3
P/E(ttm):	351.5
Impact	Positive
- Deepak Fertilisers and Petrochemicals:** Its 100% subsidiary -- Smartchem Technologies (STL) is planning to invest Rs 2200 crore in its Global Scale Technical Ammonium Nitrate Plant in Gopalpur, Odisha

CMP:	375.0
P/E(ttm):	83.2
Impact	Positive

ttm = trailing twelve months

## Economic Snapshot

- Commerce and Industry Minister Piyush Goyal has appealed to steel industry stakeholders for assessing manufacturing costs and exploring possibilities of offering relief to small industries that use the commodity for producing components and other engineering products.
- Finance Minister Nirmala Sitharaman has said for a strong, sustainable and inclusive recovery of the global economy hit by the outbreak of COVID-19 pandemic, it is imperative to ensure collective progress of all countries. She stressed on the critical role of multilateralism and collective action in achieving the goal of global recovery. She also underlined the importance of inclusion, investment, innovation and institutions to support the path of global recovery



# I-SOT

## INTRADAY STOCK TRADING

FREQUENCY	ALLOCATION	DURATION	RISK
4 calls a Day	Average Daily Premium of Rs.50,000	Intraday	High Risk

### SALIENT FEATURES:

- 👍 Fixed time for call generation – 2 calls at 9:30am and 2 calls @ 12:00pm
- 👍 High Risk – High Returns product
- 👍 Focused product for Intraday Derivative Traders
- 👍 Daily 4 calls to gain from intraday momentum
- 👍 High beta Midcap and Large cap F&O stocks for better entry and exit.

# DAILY DIGEST

## DERIVATIVES

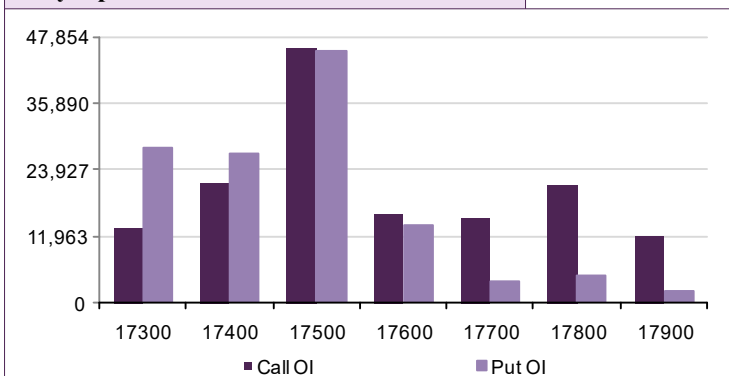
### Open Interest Gainers

Stock	Open Interest (contracts)	OI Change (%)	Price (Rs.)	Price change (%)
SBICARD	4,127,000	40.8%	960.75	-5.7%
FSL	7,256,600	16.9%	179.15	3.8%
STAR	4,376,025	11.6%	466.75	-0.4%
KOTAKBANK	15,193,600	10.8%	1927.05	-0.2%
INDUSTOWER	18,102,000	8.0%	276.40	0.6%

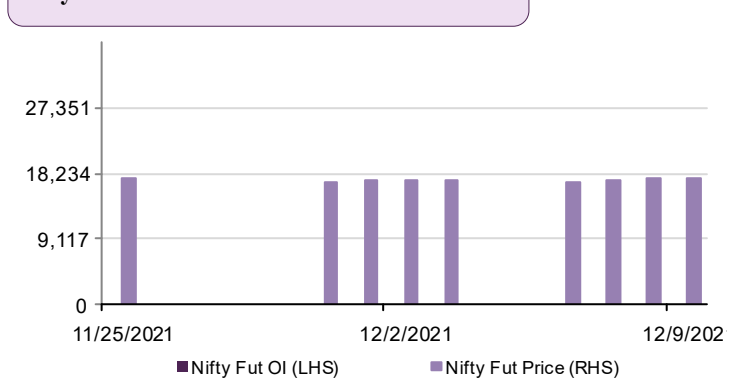
### Open Interest Losers

Stock	Open Interest (contracts)	OI Change (%)	Price (Rs.)	Price change (%)
IEX	28,710,000	-8.8%	271.25	3.0%
EICHERMOT	3,347,400	-5.2%	2546.85	1.5%
ASIANPAINT	4,026,000	-4.4%	3184.90	2.2%
ICICIBANK	97,495,750	-4.2%	756.40	0.2%
IBULHSGFIN	34,472,000	-3.3%	251.50	-0.4%

### Nifty Option OI Distribution



### Nifty OI Vs Futures Price



### Top 5 Traded Stock Futures

Stock	Expiry Date	No of contracts traded	Contract value (Rs. Lacs)	LTP
ITC	30-Dec-21	34,357	255,229	237
RELIANCE	30-Dec-21	34,885	214,661	2462
ICICIBANK	30-Dec-21	18,841	196,167	756
HDFCBANK	30-Dec-21	17,304	146,356	1535
IDEA	30-Dec-21	12,700	142,991	17

### Top 5 Traded Stock Options

Stock	Expiry Date	Option Type	Strike price	No of contracts traded	Contract value (Rs. Lacs)	LTP
ITC	30-Dec-21	CE	240	30,840	240,478	5.10
ITC	30-Dec-21	CE	250	23,784	191,769	2.90
ESCORTS	30-Dec-21	CE	1,900	16,092	170,993	27.00
ITC	30-Dec-21	CE	230	21,524	162,890	9.95
ITC	30-Dec-21	CE	235	15,704	120,638	7.15

### Top 5 Contract Future Volumes

Stock	Expiry Date	No of Contracts traded	Current Cash Volume	Cash Delivery %
RELIANCE	30-Dec-21	34,885	2,655,912	4355.0%
ITC	30-Dec-21	34,357	11,266,040	2946.0%
ICICIBANK	30-Dec-21	18,841	9,391,329	5867.0%
KOTAKBANK	30-Dec-21	17,767	2,636,417	5664.0%
TATASTEEL	30-Dec-21	17,630	981,109	1882.0%

### Bottom 5 Contract Future Volumes

Stock	Expiry Date	No of Contracts traded	Current Cash Volume	Cash Delivery %
JKCEMENT	30-Dec-21	143	13,336	3878.0%
ABBOTINDIA	30-Dec-21	171	3,166	3857.0%
ATUL	30-Dec-21	265	8,497	1224.0%
GSPL	30-Dec-21	284	70,424	1937.0%
OFSS	30-Dec-21	318	24,523	4674.0%

# DAILY DIGEST

## SUPPORT / RESISTANCE LEVEL

Company Name	Closing Price	S3	S2	S1	Pivot	R1	R2	R3
ACC	2320.00	2251.90	2274.60	2297.30	2310.65	2333.35	2369.40	2405.45
Adani Ports	769.75	744.20	752.72	761.23	768.52	777.03	792.83	808.63
Ambuja Cements	377.55	369.20	371.98	374.77	377.88	380.67	386.57	392.47
Asian Paints	3178.70	3038.95	3085.53	3132.12	3157.58	3204.17	3276.22	3348.27
Aurobindo Pharma	705.25	692.30	696.62	700.93	704.72	709.03	717.13	725.23
Axis Bank	693.95	676.10	682.05	688.00	693.95	699.90	711.80	723.70
Bajaj Auto	3341.00	3262.00	3288.33	3314.67	3332.33	3358.67	3402.67	3446.67
Bank Of Baroda	92.25	89.10	90.15	91.20	92.05	93.10	95.00	96.90
Bharti Airtel	713.95	698.05	703.35	708.65	716.30	721.60	734.55	747.50
Indus Tower	275.10	254.50	261.37	268.23	274.87	281.73	295.23	308.73
BHEL	64.15	59.55	61.08	62.62	63.53	65.07	67.52	69.97
Bosch	16682.90	16418.10	16506.37	16594.63	16696.82	16785.08	16975.53	17165.98
BPCL	393.75	383.10	386.65	390.20	395.85	399.40	408.60	417.80
Cipla	894.50	878.10	883.57	889.03	895.52	900.98	912.93	924.88
Coal India	152.65	147.80	149.42	151.03	152.27	153.88	156.73	159.58
Dr. Reddy'S Lab	4594.25	4512.75	4539.92	4567.08	4592.52	4619.68	4672.28	4724.88
Eicher Motors	2542.95	2399.90	2447.58	2495.27	2522.68	2570.37	2645.47	2720.57
Gail	134.25	130.65	131.85	133.05	133.85	135.05	137.05	139.05
Grasim	1722.75	1674.00	1690.25	1706.50	1718.25	1734.50	1762.50	1790.50
HCL Technologies	1168.55	1130.20	1142.98	1155.77	1167.78	1180.57	1205.37	1230.17
HDFC	2842.05	2780.35	2800.92	2821.48	2849.62	2870.18	2918.88	2967.58
HDFC Bank	1526.85	1489.30	1501.82	1514.33	1534.52	1547.03	1579.73	1612.43
Hero Motocorp	2520.95	2433.90	2462.92	2491.93	2510.42	2539.43	2586.93	2634.43
Hindalco	455.65	445.70	449.02	452.33	455.52	458.83	465.33	471.83
HUL	2339.75	2294.50	2309.58	2324.67	2336.63	2351.72	2378.77	2405.82
ICICI Bank	755.00	733.80	740.87	747.93	755.47	762.53	777.13	791.73
Idea	16.40	12.20	13.60	15.00	15.85	17.25	19.50	21.75
Indusind Bank	946.40	925.90	932.73	939.57	945.03	951.87	964.17	976.47
Infosys	1763.45	1714.60	1730.88	1747.17	1758.28	1774.57	1801.97	1829.37
ITC	235.40	209.55	218.17	226.78	231.62	240.23	253.68	267.13
Kotak Mahindra Bank	1916.35	1835.30	1862.32	1889.33	1913.12	1940.13	1990.93	2041.73
L&T	1879.80	1771.75	1807.77	1843.78	1863.97	1899.98	1956.18	2012.38
Lupin	887.55	868.45	874.82	881.18	889.32	895.68	910.18	924.68
M&M	851.10	814.60	826.77	838.93	848.17	860.33	881.73	903.13
Maruti Suzuki India	7421.75	7181.00	7261.25	7341.50	7405.25	7485.50	7629.50	7773.50
NTPC	126.05	123.65	124.45	125.25	126.45	127.25	129.25	131.25
ONGC	147.35	142.80	144.32	145.83	147.87	149.38	152.93	156.48
Power Grid	203.20	197.75	199.57	201.38	203.92	205.73	210.08	214.43
RIL	2456.45	2375.10	2402.22	2429.33	2452.12	2479.23	2529.13	2579.03
SBI	488.65	478.70	482.02	485.33	489.42	492.73	500.13	507.53
Sun Pharma	759.75	745.50	750.25	755.00	760.90	765.65	776.30	786.95
Tata Motors	493.95	480.60	485.05	489.50	494.00	498.45	507.40	516.35
Tata Motors DVR	259.60	253.75	255.70	257.65	259.60	261.55	265.45	269.35
Tata Power	227.70	222.70	224.37	226.03	228.47	230.13	234.23	238.33
Tata Steel	1176.85	1136.00	1149.62	1163.23	1172.62	1186.23	1209.23	1232.23
TCS	3601.75	3497.25	3532.08	3566.92	3600.83	3635.67	3704.42	3773.17
Tech Mahindra	1611.20	1550.00	1570.40	1590.80	1605.40	1625.80	1660.80	1695.80
Ultratech	7433.85	7264.80	7321.15	7377.50	7446.35	7502.70	7627.90	7753.10
Wipro	643.20	628.10	633.13	638.17	642.88	647.92	657.67	667.42
Yes Bank	14.00	12.30	12.87	13.43	13.82	14.38	15.33	16.28
Zee Entertainment	367.95	338.20	348.12	358.03	364.52	374.43	390.83	407.23

## Disclaimer

For private circulation only

Website: [www.dealmoneyonline.in](http://www.dealmoneyonline.in)

**DISCLAIMER** : SEBI Research Analyst Registration No: INH000002319 For any grievance mail at [compliance@dealmoney.in](mailto:compliance@dealmoney.in)

Dealmoney Securities Private Limited (hereinafter referred to as "Dealmoney") is a registered Member of National Stock Exchange of India Limited, Bombay Stock Exchange Limited and MCX Stock Exchange Limited. Dealmoney is also registered as a Depository Participant with CDSL. Dealmoney is in the process of making an application with SEBI for registering it as a Research Entity in terms of SEBI (Research Analyst) Regulations, 2014. Dealmoney or its associates has not been debarred/ suspended by SEBI or any other regulatory authority for accessing /dealing in securities Market and no material disciplinary action has been taken by SEBI/other regulatory authorities impacting Dealmoney's Equity Research Analysis. Dealmoney or its associates/ analyst including its relatives do not hold any actual/beneficial ownership of more than 1% in the company/ies covered by Analyst (hereinafter referred to as "Subject Company/ies"). Dealmoney or its associates/analyst including its relatives may hold financial interest in the company/ies covered by Analyst (hereinafter referred to as "Subject Company/ies"). Dealmoney or its associates/ analysts or his/her relative does not receive any compensation or other benefits from the subject company/ies mentioned in this research report (hereinafter referred to as "Report") or from a third party in connection with preparation of the report. Accordingly, Dealmoney or its associates/analyst or his/her relative does not have any other material conflict of interest at the time of publication of the Report.

Research analyst/s engaged in preparation of the Report, has not received any compensation / managed or co-managed public offering of securities of the subject company/ies / has not received compensation for investment banking or merchant banking or brokerage services from the subject company/ies / has not received compensation for products or services other than investment banking or merchant banking or brokerage services from the subject company/ies / has not received compensation or other benefits from the subject company/ies or third party in connection with the Report of the subject company/ies during the past twelve months / has not served as an officer, director or employee of subject Company/ies and is not engaged in market making activity of the subject Company/ies.

Dealmoney group companies provides finance related product services like distribution of financial products and as such is a provider of many services like loans, mutual funds, tax & trust planning etc. mentioned in this brochure. And hence, Dealmoney do not warranty / guarantee about performance of any products and customer servicing w.r.t third party products per se.

Third party products are subject to code of conduct to be adhered to by the representatives of Dealmoney and Dealmoney is not responsible for the losses, whether actual or notional incurred by any investor. Services assured and expected may vary from actual service and Dealmoney does not guarantee about the quality of services. Investments in securities and commodities are subject to market and other risks and there is no assurance or guarantee that the objectives of any of the Investments/Schemes/product would be achieved. Past performances are only indicative and returns are not assured and guaranteed by Dealmoney group companies. The price, value of and income from any of the securities or financial instruments mentioned in this report can fall as well as rise. The value of securities and financial instruments is subject to exchange rate fluctuation that may have a positive or adverse effect on the price or income of such securities or financial instruments.

Reports on technical and derivative analysis are based on studying charts of a stock's price movement, outstanding positions and trading volume as opposed to focussing on a company's fundamentals and as such, may not match with a report on a company's fundamentals. The opinions expressed in the Report are our current opinions as of the date of this report and may be subject to change from time to time without notice. Dealmoney or any persons connected with it do not accept any liability arising from use of this material/document/Report.

Information/ opinion conveyed through this material/document/Report are strictly meant for the registered Clients of Dealmoney group of Companies of the respective segments. This information is not intended for distribution to, or use by, any person or entity in any jurisdiction or country where such distribution or use would be contrary to law or regulation or which would subject Dealmoney or its affiliates to any registration requirement within such jurisdiction or country. This information does not constitute an offer to sell or a solicitation of an offer to buy any financial products to any person in any jurisdiction where it is unlawful to make such an offer or solicitation. No part of this material may be duplicated in whole or in part in any form and / or redistributed without the prior written consent of Dealmoney. This material/document/Report is being supplied to you solely for your information, and its contents, information or data may not be reproduced, redistributed or passed on directly or indirectly.

Recipients of the Report shall always independently verify reliability and suitability of the Report and opinions before investing.

For Company details, please visit our website [www.dealmoneyonline.com](http://www.dealmoneyonline.com)

For research related query, write to us at [research@dealmoney.in](mailto:research@dealmoney.in)