

December 14, 2021

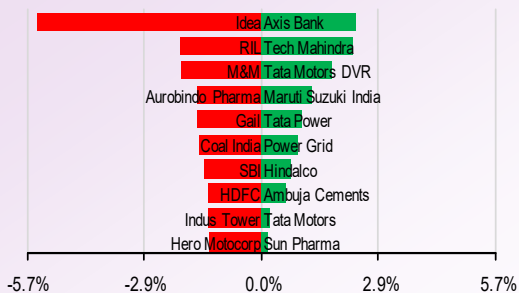
## NIFTY TO TRADE BETWEEN 17300-175000

Going forward, the support is seen at 17350 below which 17200-150 might be tested and on a higher side, 17450-500 is likely to offer stiff resistance that needs to be taken out for a further upside later.

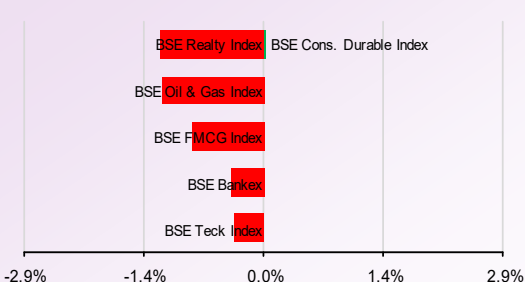
## TRADERS COMMENT

Benchmark index opened gap up, market didn't sustained and felled in second half, closed in red. Nifty ended lower by -143.03 points or -0.82% at 17368.25 level.

## NIFTY MOVERS & SHAKERS

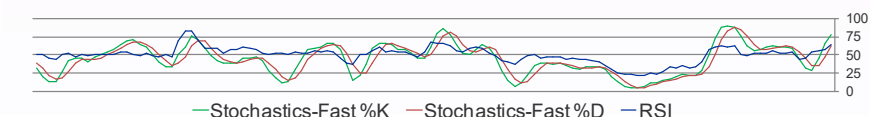
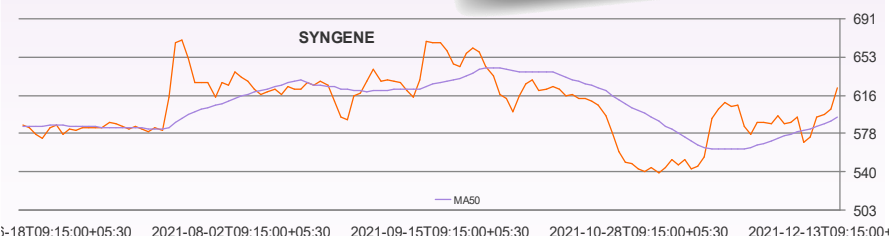


## TOP 5 SECTOR MOVERS



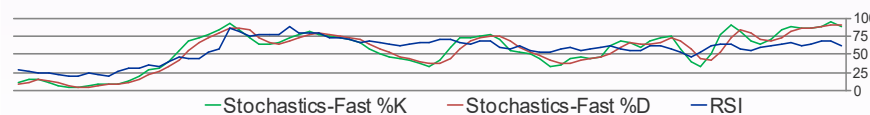
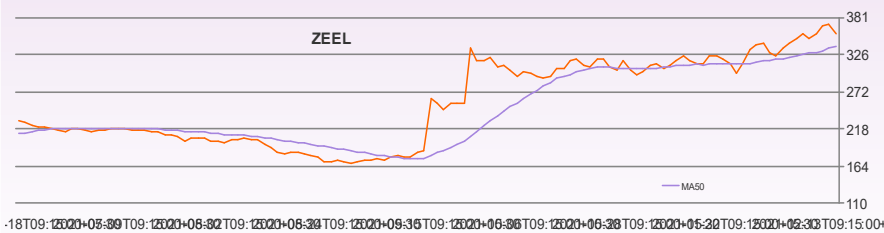
## Chart of the Day SYNGENE Buy above 623

The stock has registered a short term falling resistance trendline breakout and hence we recommend a BUY above 623 for the targets at 638 maintaining stoploss at 615.



## Technical call of the Day ZEEL DEC FUT Sell Below 359

The stock is seen reversing after a sharp surge thus forming a larger size negative candle. We initiate a Sell below 359 for the targets at 351 and stoploss is to be maintained at 364.



**Chart of the Day**  
Buy: SYNGENE CMP:623

**Technical Call of the Day**  
Sell: ZEEL DEC FUT CMP:359.35

We are also available on:



E-mail : [research@dealmoney.in](mailto:research@dealmoney.in)  
[www.dealmoneyonline.com](http://www.dealmoneyonline.com)

STOCKS TRADING IN POSITIVE ZONE: TATACOMM, PEL  
STOCKS TRADING IN NEGATIVE ZONE: IDEA, ADANITRANS.

- Ircon International (IRCON):** It has been emerged as the lowest bidder for construction of 4 by 6 lane green fields Ludhiana Rupnagar NH205 K from junction with NE5 Manewal Ludhiana to junction with NH205 Bheora Rupnagar spur to Kharar with Ludhiana bypass under BMP in Punjab on Hybrid Annuity Mode Package 366.440 to 90.500 and spur to Kharar 0.000 to 19.200 total 43.2.

CMP:	46.7
P/E(ttm):	3.5
Impact	Positive
- Greenlam Industries:** Its wholly owned subsidiary -- Greenlam South (GSL) has received approval from board of directors to set up a greenfield project for manufacturing of Particle Board and allied products at Naidupeta, Nellore in Andhra Pradesh and to enhance the capacity of the greenfield laminate project being set-up at Naidupeta, Nellore in Andhra.

CMP:	1689.7
P/E(ttm):	82.2
Impact	Positive
- Raymond:** It has received an approval for the issuance of Non-Convertible Debentures (NCDs) aggregating up to an amount not exceeding Rs 100 crore on Private Placement basis. The said NCDs are proposed to be listed on NSE's WDM Segment.

CMP:	658.1
P/E(ttm):	17.8
Impact	Positive
- JK Paper:** It has raised Rs 125 crore through the issuance and allotment 12,500 rated, unlisted, secured, redeemable, non-convertible debentures (series I) of face value of Rs 10 lakh each on private placement basis. The Committee of Board of Directors of the company at its meeting held December 13, 2021, has issued and allotted the same.

CMP:	217.4
P/E(ttm):	16.6
Impact	Positive
- Zyduz Cadila:** It has received permission to initiate the Phase II (a) clinical study of its NLRP3 inhibitor 'ZYIL1' in patients with Cryopyrin-Associated Periodic Syndrome (CAPS) in Australia. Phase II (a) clinical trial in Australia will study the safety, tolerability, pharmacokinetics and pharmacodynamics in patients with Cryopyrin-Associated Periodic Syndrome (CAPS).

CMP:	464.8
P/E(ttm):	103.2
Impact	Positive

ttm = trailing twelve months

## Economic Snapshot

- The country's retail inflation, measured by the Consumer Price Index (CPI), rose to 4.91 per cent in the month of November 2021 as compared to 4.48 per cent in October 2021. Retail inflation in the month of November 2020 stood at 6.93 per cent.
- IT and Communications Minister Ashwini Vaishnaw has said that electronics production in India grew at a compound annual growth rate of 17 percent in the last 5 years and reached its all-time high at Rs 5,33,670 crore in 2020-21. He said that many policies of the government including the flagship Production Linked Incentive (PLI) scheme,



# I-SOT

## INTRADAY STOCK TRADING

FREQUENCY	ALLOCATION	DURATION	RISK
4 calls a Day	Average Daily Premium of Rs.50,000	Intraday	High Risk

### SALIENT FEATURES:

- 👍 Fixed time for call generation – 2 calls at 9:30am and 2 calls @ 12:00pm
- 👍 High Risk – High Returns product
- 👍 Focused product for Intraday Derivative Traders
- 👍 Daily 4 calls to gain from intraday momentum
- 👍 High beta Midcap and Large cap F&O stocks for better entry and exit.

# DAILY DIGEST

## DERIVATIVES

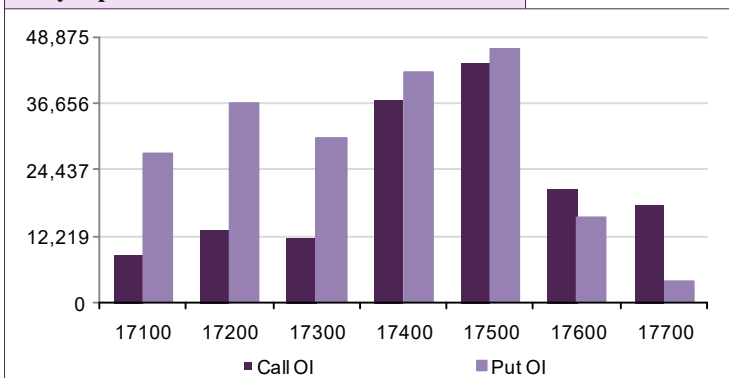
### Open Interest Gainers

Stock	Open Interest (contracts)	OI Change (%)	Price (Rs.)	Price change (%)
PERSISTENT	372,150	33.2%	4435.20	2.0%
SYNGENE	1,263,950	20.1%	626.25	3.7%
POLYCAB	660,300	16.9%	2559.90	3.0%
ASTRAL	603,075	14.5%	2246.40	-1.9%
BSOFT	4,989,400	14.1%	507.60	5.3%

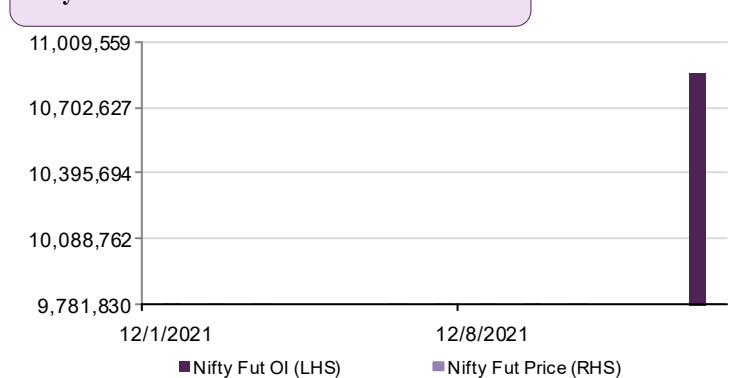
### Open Interest Losers

Stock	Open Interest (contracts)	OI Change (%)	Price (Rs.)	Price change (%)
PIDILITIND	2,531,250	-8.3%	2371.35	1.7%
COFORGE	906,200	-7.7%	5472.00	2.9%
DIXON	392,000	-7.6%	5722.25	2.6%
IDEA	695,450,000	-6.0%	15.55	-5.2%
DLF	29,374,950	-6.0%	415.55	-1.0%

### Nifty Option OI Distribution



### Nifty OI Vs Futures Price



### Top 5 Traded Stock Futures

Stock	Expiry Date	No of contracts traded	Contract value (Rs. Lacs)	LTP
ICICIBANK	30-Dec-21	19,279	202,508	758
RELIANCE	30-Dec-21	32,340	197,237	2423
AXISBANK	30-Dec-21	20,815	176,895	708
TATAMOTORS	30-Dec-21	12,251	175,666	498
TATAPOWER	30-Dec-21	9,406	148,683	232

### Top 5 Traded Stock Options

Stock	Expiry Date	Option Type	Strike price	No of contracts traded	Contract value (Rs. Lacs)	LTP
AXISBANK	30-Dec-21	CE	720	15,950	140,153	12.80
AXISBANK	30-Dec-21	CE	700	15,667	135,286	21.45
AXISBANK	30-Dec-21	CE	710	12,090	105,312	16.65
ITC	30-Dec-21	CE	250	12,422	100,641	3.00
ICICIBANK	30-Dec-21	CE	760	9,062	96,915	14.55

### Top 5 Contract Future Volumes

Stock	Expiry Date	No of Contracts traded	Current Cash Volume	Cash Delivery %
RELIANCE	30-Dec-21	32,340	3,289,988	5526.0%
AXISBANK	30-Dec-21	20,815	5,780,524	4240.0%
ICICIBANK	30-Dec-21	19,279	11,412,488	6771.0%
TATASTEEL	30-Dec-21	19,157	1,829,206	3417.0%
INFY	30-Dec-21	17,216	2,868,075	7098.0%

### Bottom 5 Contract Future Volumes

Stock	Expiry Date	No of Contracts traded	Current Cash Volume	Cash Delivery %
ESCORTS	30-Dec-21	114	295,059	5727.0%
ATUL	30-Dec-21	166	13,092	7075.0%
IBULHSGFIN	30-Dec-21	264	5,626,321	2702.0%
CHAMBLFERT	30-Dec-21	273	197,834	2931.0%
INDIACEM	30-Dec-21	288	224,058	3339.0%

# DAILY DIGEST

## SUPPORT / RESISTANCE LEVEL

Company Name	Closing Price	S3	S2	S1	Pivot	R1	R2	R3
ACC	2296.05	2239.15	2258.12	2277.08	2308.97	2327.93	2378.78	2429.63
Adani Ports	758.45	721.40	733.75	746.10	762.45	774.80	803.50	832.20
Ambuja Cements	379.85	374.55	376.32	378.08	380.37	382.13	386.18	390.23
Asian Paints	3279.85	3200.90	3227.22	3253.53	3297.27	3323.58	3393.63	3463.68
Aurobindo Pharma	693.20	673.00	679.73	686.47	697.73	704.47	722.47	740.47
Axis Bank	704.00	674.30	684.20	694.10	703.00	712.90	731.70	750.50
Bajaj Auto	3305.45	3217.55	3246.85	3276.15	3324.30	3353.60	3431.05	3508.50
Bank Of Baroda	93.15	90.40	91.32	92.23	93.77	94.68	97.13	99.58
Bharti Airtel	703.10	678.30	686.57	694.83	706.62	714.88	734.93	754.98
Indus Tower	269.80	260.70	263.73	266.77	271.03	274.07	281.37	288.67
BHEL	63.95	61.45	62.28	63.12	64.58	65.42	67.72	70.02
Bosch	16741.40	16216.25	16391.30	16566.35	16771.35	16946.40	17326.45	17706.50
BPCL	392.35	381.60	385.18	388.77	394.63	398.22	407.67	417.12
Cipla	891.30	870.10	877.17	884.23	893.62	900.68	917.13	933.58
Coal India	149.00	143.10	145.07	147.03	149.92	151.88	156.73	161.58
Dr. Reddy'S Lab	4599.80	4454.90	4503.20	4551.50	4614.75	4663.05	4774.60	4886.15
Eicher Motors	2496.70	2404.40	2435.17	2465.93	2511.77	2542.53	2619.13	2695.73
Gail	133.35	128.75	130.28	131.82	134.53	136.07	140.32	144.57
Grasim	1732.45	1684.80	1700.68	1716.57	1743.13	1759.02	1801.47	1843.92
HCL Technologies	1159.10	1133.05	1141.73	1150.42	1161.93	1170.62	1190.82	1211.02
HDFC	2771.85	2693.30	2719.48	2745.67	2792.23	2818.42	2891.17	2963.92
HDFC Bank	1511.15	1476.75	1488.22	1499.68	1518.67	1530.13	1560.58	1591.03
Hero Motocorp	2495.00	2428.00	2450.33	2472.67	2512.33	2534.67	2596.67	2658.67
Hindalco	458.25	445.40	449.68	453.97	461.73	466.02	478.07	490.12
HUL	2304.35	2250.00	2268.12	2286.23	2319.12	2337.23	2388.23	2439.23
ICICI Bank	754.00	735.30	741.53	747.77	758.73	764.97	782.17	799.37
Idea	15.50	14.00	14.50	15.00	15.90	16.40	17.80	19.20
Indusind Bank	938.55	912.80	921.38	929.97	942.78	951.37	972.77	994.17
Infosys	1744.65	1706.25	1719.05	1731.85	1751.60	1764.40	1796.95	1829.50
ITC	234.60	229.55	231.23	232.92	235.83	237.52	242.12	246.72
Kotak Mahindra Bank	1873.10	1808.50	1830.03	1851.57	1883.78	1905.32	1959.07	2012.82
L&T	1861.50	1813.85	1829.73	1845.62	1870.93	1886.82	1928.02	1969.22
Lupin	884.00	859.05	867.37	875.68	886.02	894.33	912.98	931.63
M&M	843.10	810.45	821.33	832.22	850.58	861.47	890.72	919.97
Maruti Suzuki India	7516.40	7274.10	7354.87	7435.63	7505.77	7586.53	7737.43	7888.33
NTPC	125.80	122.40	123.53	124.67	126.63	127.77	130.87	133.97
ONGC	145.95	140.20	142.12	144.03	147.27	149.18	154.33	159.48
Power Grid	204.40	197.75	199.97	202.18	205.92	208.13	214.08	220.03
RIL	2409.65	2333.90	2359.15	2384.40	2429.25	2454.50	2524.60	2594.70
SBI	487.80	472.25	477.43	482.62	491.53	496.72	510.82	524.92
Sun Pharma	762.60	744.65	750.63	756.62	764.98	770.97	785.32	799.67
Tata Motors	495.35	482.00	486.45	490.90	498.65	503.10	515.30	527.50
Tata Motors DVR	263.05	250.35	254.58	258.82	264.23	268.47	278.12	287.77
Tata Power	230.25	221.50	224.42	227.33	231.92	234.83	242.33	249.83
Tata Steel	1165.30	1124.30	1137.97	1151.63	1175.32	1188.98	1226.33	1263.68
TCS	3609.65	3541.40	3564.15	3586.90	3624.45	3647.20	3707.50	3767.80
Tech Mahindra	1638.15	1539.40	1572.32	1605.23	1630.37	1663.28	1721.33	1779.38
Ultratech	7414.45	7244.30	7301.02	7357.73	7448.82	7505.53	7653.33	7801.13
Wipro	645.40	623.85	631.03	638.22	647.38	654.57	670.92	687.27
Yes Bank	14.00	12.65	13.10	13.55	14.25	14.70	15.85	17.00
Zee Entertainment	358.05	334.10	342.08	350.07	362.53	370.52	390.97	411.42

## Disclaimer

For private circulation only

Website: [www.dealmoneyonline.in](http://www.dealmoneyonline.in)

**DISCLAIMER** : SEBI Research Analyst Registration No: INH000002319 For any grievance mail at [compliance@dealmoney.in](mailto:compliance@dealmoney.in)

Dealmoney Securities Private Limited (hereinafter referred to as "Dealmoney") is a registered Member of National Stock Exchange of India Limited, Bombay Stock Exchange Limited and MCX Stock Exchange Limited. Dealmoney is also registered as a Depository Participant with CDSL. Dealmoney is in the process of making an application with SEBI for registering it as a Research Entity in terms of SEBI (Research Analyst) Regulations, 2014. Dealmoney or its associates has not been debarred/ suspended by SEBI or any other regulatory authority for accessing /dealing in securities Market and no material disciplinary action has been taken by SEBI/other regulatory authorities impacting Dealmoney's Equity Research Analysis. Dealmoney or its associates/ analyst including its relatives do not hold any actual/beneficial ownership of more than 1% in the company/ies covered by Analyst (hereinafter referred to as "Subject Company/ies"). Dealmoney or its associates/analyst including its relatives may hold financial interest in the company/ies covered by Analyst (hereinafter referred to as "Subject Company/ies"). Dealmoney or its associates/ analysts or his/her relative does not receive any compensation or other benefits from the subject company/ies mentioned in this research report (hereinafter referred to as "Report") or from a third party in connection with preparation of the report. Accordingly, Dealmoney or its associates/analyst or his/her relative does not have any other material conflict of interest at the time of publication of the Report.

Research analyst/s engaged in preparation of the Report, has not received any compensation / managed or co-managed public offering of securities of the subject company/ies / has not received compensation for investment banking or merchant banking or brokerage services from the subject company/ies / has not received compensation for products or services other than investment banking or merchant banking or brokerage services from the subject company/ies / has not received compensation or other benefits from the subject company/ies or third party in connection with the Report of the subject company/ies during the past twelve months / has not served as an officer, director or employee of subject Company/ies and is not engaged in market making activity of the subject Company/ies.

Dealmoney group companies provides finance related product services like distribution of financial products and as such is a provider of many services like loans, mutual funds, tax & trust planning etc. mentioned in this brochure. And hence, Dealmoney do not warranty / guarantee about performance of any products and customer servicing w.r.t third party products per se.

Third party products are subject to code of conduct to be adhered to by the representatives of Dealmoney and Dealmoney is not responsible for the losses, whether actual or notional incurred by any investor. Services assured and expected may vary from actual service and Dealmoney does not guarantee about the quality of services. Investments in securities and commodities are subject to market and other risks and there is no assurance or guarantee that the objectives of any of the Investments/Schemes/product would be achieved. Past performances are only indicative and returns are not assured and guaranteed by Dealmoney group companies. The price, value of and income from any of the securities or financial instruments mentioned in this report can fall as well as rise. The value of securities and financial instruments is subject to exchange rate fluctuation that may have a positive or adverse effect on the price or income of such securities or financial instruments.

Reports on technical and derivative analysis are based on studying charts of a stock's price movement, outstanding positions and trading volume as opposed to focussing on a company's fundamentals and as such, may not match with a report on a company's fundamentals. The opinions expressed in the Report are our current opinions as of the date of this report and may be subject to change from time to time without notice. Dealmoney or any persons connected with it do not accept any liability arising from use of this material/document/Report.

Information/ opinion conveyed through this material/document/Report are strictly meant for the registered Clients of Dealmoney group of Companies of the respective segments. This information is not intended for distribution to, or use by, any person or entity in any jurisdiction or country where such distribution or use would be contrary to law or regulation or which would subject Dealmoney or its affiliates to any registration requirement within such jurisdiction or country. This information does not constitute an offer to sell or a solicitation of an offer to buy any financial products to any person in any jurisdiction where it is unlawful to make such an offer or solicitation. No part of this material may be duplicated in whole or in part in any form and / or redistributed without the prior written consent of Dealmoney. This material/document/Report is being supplied to you solely for your information, and its contents, information or data may not be reproduced, redistributed or passed on directly or indirectly.

Recipients of the Report shall always independently verify reliability and suitability of the Report and opinions before investing.

For Company details, please visit our website [www.dealmoneyonline.com](http://www.dealmoneyonline.com)

For research related query, write to us at [research@dealmoney.in](mailto:research@dealmoney.in)