

December 17, 2021

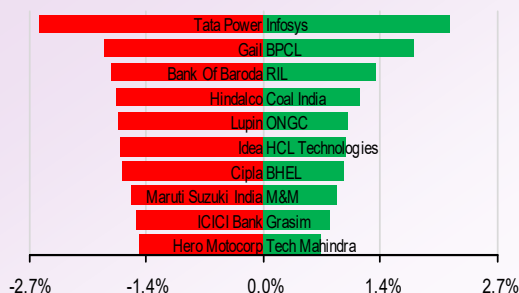
NIFTY TO TRADE BETWEEN 17,200-17,380

Index was able to hold major horizontal support of 17,200 on closing bases. 17,380 continue to act as major resistance level and 17,200 would be the support until unless there is break-out on either side of direction we expect index to remain in this broad range.

TRADERS COMMENT

Benchmark index opened flat, market didn't sustained and felled in second half, closed in green. Nifty ended higher by +27 points or +0.16% at 17248.40 level.

NIFTY MOVERS & SHAKERS



TOP 5 SECTOR MOVERS

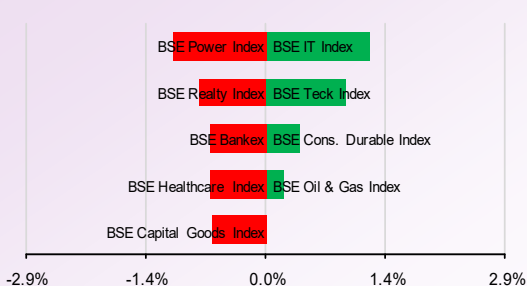
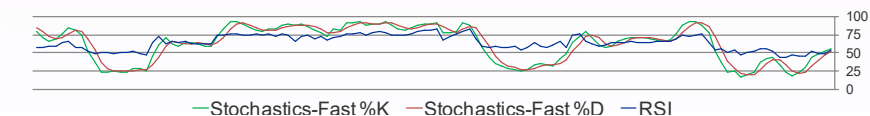
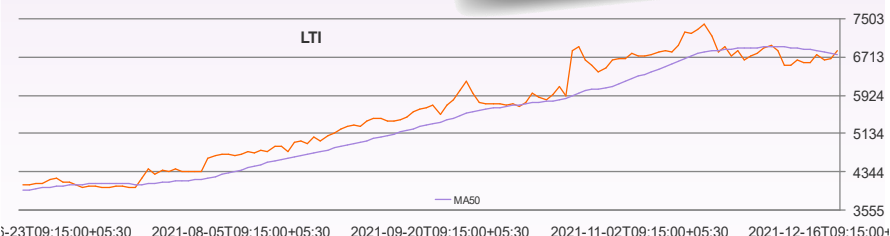


Chart of the Day

LTI
6850.

Buy above Rs

The stock is trading above its prior swing high and above its 20 ema support. We recommend buy only above Rs6850 with the stoploss of Rs6990 for the target of Rs6782.



Technical call of the Day

INDHOTEL FUT
Sell below Rs 195.5

The stock failed to hold the support of 20 EMA and RSI moving towards south direction indicating weakness in stock. We recommend sell only Below Rs195.5 with the stoploss of Rs197.5 for the target of Rs194.

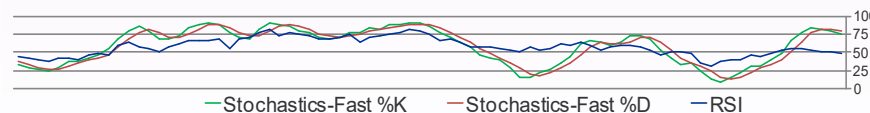
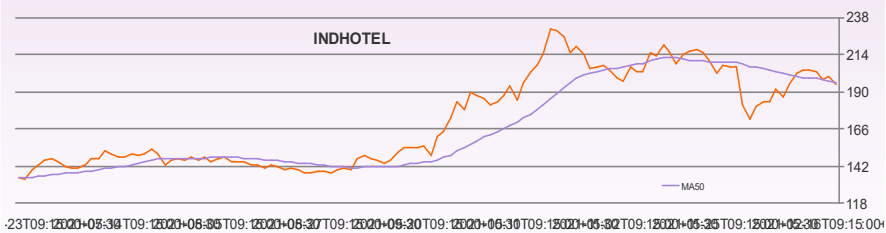


Chart of the Day

Buy:LTI

CMP:6839.5

Technical Call of the Day

Sell:INDHOTEL FUT

CMP:196

We are also available on:



E-mail : research@dealmoney.in
www.dealmoneyonline.com

STOCKS TRADING IN POSITIVE ZONE: SRF, RCF
 STOCKS TRADING IN NEGATIVE ZONE: BSE, TVSMOTOR.

- Syngene International:** It has extended its long-standing multi-discipline research collaboration with Amgen Inc, one of the world's leading biotechnology companies. The contract is currently extended until the end of 2026 and its scope includes integrated drug discovery and development solutions in discovery chemistry and biology, peptide chemistry, antibody and protein reagents, pharmacokinetics and drug metabolism, and pharmaceutical development.

CMP:	609.0
P/E(ttm):	46.3
Impact	Positive
- Subros:** It has bagged an order from Indian Railways for supply of Coach Air-conditioners (LHB-RMPU Type 1) in a recently concluded tender. The company is already a supplier of Rail Driver Cabin Air-Conditioning system and with this business, the complete scope of air conditioning for rail driver cabin and coaches is complete

CMP:	391.9
P/E(ttm):	19.1
Impact	Positive
- Ashok Leyland:** Switch Mobility, a unit of Ashok Leyland, has planned to set up a manufacturing and technology centre in Spain with plans to invest 100 million Euros (about Rs 860 crore) over the next ten years. With already a significant presence in the UK and India, the new facility will extend Switch's footprint as part of the company's global plans.

CMP:	126.1
P/E(ttm):	3.4
Impact	Positive
- Indiabulls Real Estate:** It has raised Rs 75 crore through Secured Redeemable Non-Convertible Debentures (NCDs) on Private Placement basis. The date of maturity of the said Non-Convertible Debentures will be December 15, 2022 and coupon rate is 10.50% p.a.

CMP:	169.1
P/E(ttm):	12.9
Impact	Positive
- Hindustan Aeronautics (HAL):** It has signed a contract with Bharat Electronics (BEL) for development and supply of 20 types systems for the LCA Tejas Mk1A programme. The five-year contract spanning from 2023 to 2028 is valued at Rs 2,400 crore and involves supplying critical avionics Line Replaceable Units (LRUs), flight control computers and night flying LRUs.

CMP:	1280.9
P/E(ttm):	284.3
Impact	Positive

ttm = trailing twelve months

Economic Snapshot

- Ratings agency ICRA in its latest report has revised downwards growth forecast for the domestic passenger vehicles industry to 8-11 percent in the ongoing fiscal (FY22) from the earlier estimate of 14-17 percent on account of the ongoing semiconductor shortage.
- In order to ensure robustness in working of banking entities, the Reserve Bank of India (RBI) has proposed to replace existing approaches for measuring minimum operational risk capital requirements of banks with a new Basel-III standardised approach. 'Operational risk' refers to the risk of loss resulting from inadequate or failed internal processes, people and systems or from external events.



I-SOT

INTRADAY STOCK TRADING

FREQUENCY	ALLOCATION	DURATION	RISK
4 calls a Day	Average Daily Premium of Rs.50,000	Intraday	High Risk

SALIENT FEATURES:

- 👍 Fixed time for call generation – 2 calls at 9:30am and 2 calls @ 12:00pm
- 👍 High Risk – High Returns product
- 👍 Focused product for Intraday Derivative Traders
- 👍 Daily 4 calls to gain from intraday momentum
- 👍 High beta Midcap and Large cap F&O stocks for better entry and exit.

DAILY DIGEST

DERIVATIVES

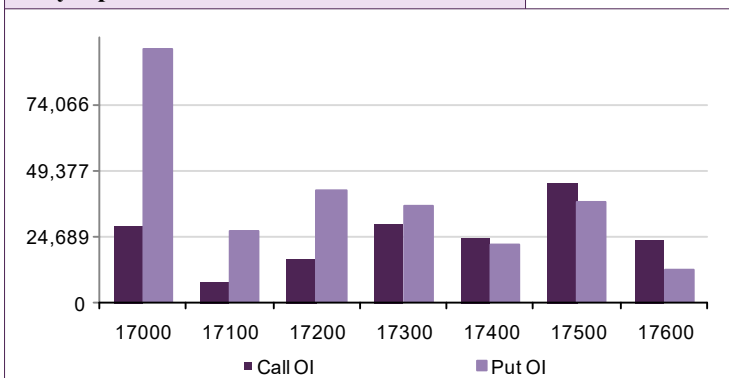
Open Interest Gainers

Stock	Open Interest (contracts)	OI Change (%)	Price (Rs.)	Price change (%)
CROMPTON	2,626,800	9.0%	422.05	-2.3%
TORNTPOWER	4,179,000	8.7%	557.35	-6.2%
NAM-INDIA	4,068,800	8.5%	346.95	-2.8%
TVSMOTOR	9,595,600	7.5%	637.15	-5.8%
CHAMBLFERT	2,679,000	4.1%	405.10	-1.8%

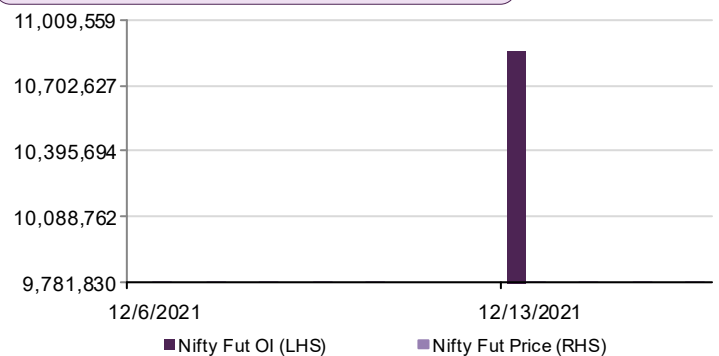
Open Interest Losers

Stock	Open Interest (contracts)	OI Change (%)	Price (Rs.)	Price change (%)
IBULHSGFIN	28,442,500	-9.2%	254.80	-5.2%
SYNGENE	1,110,950	-8.7%	609.35	0.2%
GSPL	1,373,600	-7.4%	306.25	-0.9%
ICICIPRULI	5,600,250	-5.6%	579.00	2.0%
HDFC	11,699,400	-5.4%	2713.30	-0.7%

Nifty Option OI Distribution



Nifty OI Vs Futures Price



Top 5 Traded Stock Futures

Stock	Expiry Date	No of contracts traded	Contract value (Rs. Lacs)	LTP
RELIANCE	30-Dec-21	32,150	193,130	2415
ICICIBANK	30-Dec-21	16,847	173,496	745
INFY	30-Dec-21	31,610	168,342	1780
BAJFINANCE	30-Dec-21	16,191	142,254	7048
TATAPOWER	30-Dec-21	9,190	138,453	223

Top 5 Traded Stock Options

Stock	Expiry Date	Option Type	Strike price	No of contracts traded	Contract value (Rs. Lacs)	LTP
BAJFINANCE	30-Dec-21	CE	7,000	15,078	135,674	203.70
LT	30-Dec-21	CE	1,900	10,987	122,066	27.35
INFY	30-Dec-21	CE	1,780	21,721	117,585	26.55
ITC	30-Dec-21	CE	240	14,989	115,640	1.05
INFY	30-Dec-21	CE	1,800	21,204	115,571	18.40

Top 5 Contract Future Volumes

Stock	Expiry Date	No of Contracts traded	Current Cash Volume	Cash Delivery %
RELIANCE	30-Dec-21	32,150	2,041,248	4531.0%
INFY	30-Dec-21	31,610	2,245,376	5011.0%
ICICIBANK	30-Dec-21	16,847	8,485,515	6008.0%
BAJFINANCE	30-Dec-21	16,191	477,435	2700.0%
TATASTEEL	30-Dec-21	15,931	1,300,937	3064.0%

Bottom 5 Contract Future Volumes

Stock	Expiry Date	No of Contracts traded	Current Cash Volume	Cash Delivery %
ESCORTS	30-Dec-21	87	286,628	5835.0%
ATUL	30-Dec-21	182	5,561	4219.0%
IDEA	30-Dec-21	203	99,158,631	3128.0%
MFSL	30-Dec-21	275	51,185	3951.0%
INDIAMART	30-Dec-21	284	11,727	3768.0%

DAILY DIGEST

SUPPORT / RESISTANCE LEVEL

Company Name	Closing Price	S3	S2	S1	Pivot	R1	R2	R3
ACC	2266.45	2227.50	2240.48	2253.47	2275.98	2288.97	2324.47	2359.97
Adani Ports	745.15	722.25	729.88	737.52	746.98	754.62	771.72	788.82
Ambuja Cements	375.70	367.60	370.30	373.00	377.30	380.00	387.00	394.00
Asian Paints	3298.60	3216.20	3243.67	3271.13	3298.07	3325.53	3379.93	3434.33
Aurobindo Pharma	683.70	650.35	661.47	672.58	686.27	697.38	722.18	746.98
Axis Bank	709.65	688.15	695.32	702.48	712.22	719.38	736.28	753.18
Bajaj Auto	3253.15	3126.95	3169.02	3211.08	3269.42	3311.48	3411.88	3512.28
Bank Of Baroda	88.65	84.30	85.75	87.20	89.45	90.90	94.60	98.30
Bharti Airtel	681.40	665.30	670.67	676.03	682.97	688.33	700.63	712.93
Indus Tower	264.95	257.65	260.08	262.52	265.93	268.37	274.22	280.07
BHEL	65.10	62.00	63.03	64.07	64.78	65.82	67.57	69.32
Bosch	16493.40	16085.10	16221.20	16357.30	16584.15	16720.25	17083.20	17446.15
BPCL	391.05	376.90	381.62	386.33	389.17	393.88	401.43	408.98
Cipla	881.00	853.00	862.33	871.67	887.58	896.92	922.17	947.42
Coal India	149.75	145.00	146.58	148.17	149.13	150.72	153.27	155.82
Dr. Reddy'S Lab	4597.35	4501.05	4533.15	4565.25	4602.10	4634.20	4703.15	4772.10
Eicher Motors	2471.15	2352.85	2392.28	2431.72	2470.63	2510.07	2588.42	2666.77
Gail	129.55	124.65	126.28	127.92	130.38	132.02	136.12	140.22
Grasim	1717.30	1663.95	1681.73	1699.52	1719.68	1737.47	1775.42	1813.37
HCL Technologies	1159.75	1131.20	1140.72	1150.23	1159.07	1168.58	1186.93	1205.28
HDFC	2699.60	2620.35	2646.77	2673.18	2714.22	2740.63	2808.08	2875.53
HDFC Bank	1500.10	1471.00	1480.70	1490.40	1503.70	1513.40	1536.40	1559.40
Hero Motocorp	2471.10	2393.60	2419.43	2445.27	2485.13	2510.97	2576.67	2642.37
Hindalco	450.50	433.10	438.90	444.70	454.35	460.15	475.60	491.05
HUL	2309.50	2282.60	2291.57	2300.53	2312.92	2321.88	2343.23	2364.58
ICICI Bank	741.15	720.00	727.05	734.10	746.00	753.05	772.00	790.95
Idea	14.70	13.15	13.67	14.18	14.82	15.33	16.48	17.63
Indusind Bank	928.30	892.95	904.73	916.52	932.93	944.72	972.92	1001.12
Infosys	1771.60	1738.40	1749.47	1760.53	1769.07	1780.13	1799.73	1819.33
ITC	222.90	215.45	217.93	220.42	223.28	225.77	231.12	236.47
Kotak Mahindra Bank	1860.75	1810.85	1827.48	1844.12	1867.53	1884.17	1924.22	1964.27
L&T	1873.90	1824.60	1841.03	1857.47	1882.73	1899.17	1940.87	1982.57
Lupin	903.40	870.10	881.20	892.30	908.60	919.70	947.10	974.50
M&M	853.30	830.15	837.87	845.58	853.92	861.63	877.68	893.73
Maruti Suzuki India	7450.80	7191.00	7277.60	7364.20	7492.60	7579.20	7794.20	8009.20
NTPC	127.40	124.30	125.33	126.37	127.28	128.32	130.27	132.22
ONGC	145.35	142.85	143.68	144.52	145.38	146.22	147.92	149.62
Power Grid	208.20	200.80	203.27	205.73	208.77	211.23	216.73	222.23
RIL	2403.90	2321.80	2349.17	2376.53	2396.02	2423.38	2470.23	2517.08
SBI	481.15	465.95	471.02	476.08	483.32	488.38	500.68	512.98
Sun Pharma	764.45	733.50	743.82	754.13	770.32	780.63	807.13	833.63
Tata Motors	491.95	478.30	482.85	487.40	491.95	496.50	505.60	514.70
Tata Motors DVR	250.30	239.65	243.20	246.75	251.55	255.10	263.45	271.80
Tata Power	221.90	208.25	212.80	217.35	223.70	228.25	239.15	250.05
Tata Steel	1153.20	1118.30	1129.93	1141.57	1155.18	1166.82	1192.07	1217.32
TCS	3581.60	3531.55	3548.23	3564.92	3586.68	3603.37	3641.82	3680.27
Tech Mahindra	1652.65	1616.75	1628.72	1640.68	1654.17	1666.13	1691.58	1717.03
Ultratech	7413.75	7303.60	7340.32	7377.03	7408.52	7445.23	7513.43	7581.63
Wipro	644.30	628.90	634.03	639.17	644.53	649.67	660.17	670.67
Yes Bank	13.40	12.55	12.83	13.12	13.58	13.87	14.62	15.37
Zee Entertainment	368.20	348.90	355.33	361.77	366.63	373.07	384.37	395.67

Disclaimer

For private circulation only

Website: www.dealmoneyonline.in

DISCLAIMER : SEBI Research Analyst Registration No: INH000002319 For any grievance mail at compliance@dealmoney.in

Dealmoney Securities Private Limited (hereinafter referred to as "Dealmoney") is a registered Member of National Stock Exchange of India Limited, Bombay Stock Exchange Limited and MCX Stock Exchange Limited. Dealmoney is also registered as a Depository Participant with CDSL. Dealmoney is in the process of making an application with SEBI for registering it as a Research Entity in terms of SEBI (Research Analyst) Regulations, 2014. Dealmoney or its associates has not been debarred/ suspended by SEBI or any other regulatory authority for accessing /dealing in securities Market and no material disciplinary action has been taken by SEBI/other regulatory authorities impacting Dealmoney's Equity Research Analysis. Dealmoney or its associates/ analyst including its relatives do not hold any actual/beneficial ownership of more than 1% in the company/ies covered by Analyst (hereinafter referred to as "Subject Company/ies"). Dealmoney or its associates/analyst including its relatives may hold financial interest in the company/ies covered by Analyst (hereinafter referred to as "Subject Company/ies"). Dealmoney or its associates/ analysts or his/her relative does not receive any compensation or other benefits from the subject company/ies mentioned in this research report (hereinafter referred to as "Report") or from a third party in connection with preparation of the report. Accordingly, Dealmoney or its associates/analyst or his/her relative does not have any other material conflict of interest at the time of publication of the Report.

Research analyst/s engaged in preparation of the Report, has not received any compensation / managed or co-managed public offering of securities of the subject company/ies / has not received compensation for investment banking or merchant banking or brokerage services from the subject company/ies / has not received compensation for products or services other than investment banking or merchant banking or brokerage services from the subject company/ies / has not received compensation or other benefits from the subject company/ies or third party in connection with the Report of the subject company/ies during the past twelve months / has not served as an officer, director or employee of subject Company/ies and is not engaged in market making activity of the subject Company/ies.

Dealmoney group companies provides finance related product services like distribution of financial products and as such is a provider of many services like loans, mutual funds, tax & trust planning etc. mentioned in this brochure. And hence, Dealmoney do not warranty / guarantee about performance of any products and customer servicing w.r.t third party products per se.

Third party products are subject to code of conduct to be adhered to by the representatives of Dealmoney and Dealmoney is not responsible for the losses, whether actual or notional incurred by any investor. Services assured and expected may vary from actual service and Dealmoney does not guarantee about the quality of services. Investments in securities and commodities are subject to market and other risks and there is no assurance or guarantee that the objectives of any of the Investments/Schemes/product would be achieved. Past performances are only indicative and returns are not assured and guaranteed by Dealmoney group companies. The price, value of and income from any of the securities or financial instruments mentioned in this report can fall as well as rise. The value of securities and financial instruments is subject to exchange rate fluctuation that may have a positive or adverse effect on the price or income of such securities or financial instruments.

Reports on technical and derivative analysis are based on studying charts of a stock's price movement, outstanding positions and trading volume as opposed to focussing on a company's fundamentals and as such, may not match with a report on a company's fundamentals. The opinions expressed in the Report are our current opinions as of the date of this report and may be subject to change from time to time without notice. Dealmoney or any persons connected with it do not accept any liability arising from use of this material/document/Report.

Information/ opinion conveyed through this material/document/Report are strictly meant for the registered Clients of Dealmoney group of Companies of the respective segments. This information is not intended for distribution to, or use by, any person or entity in any jurisdiction or country where such distribution or use would be contrary to law or regulation or which would subject Dealmoney or its affiliates to any registration requirement within such jurisdiction or country. This information does not constitute an offer to sell or a solicitation of an offer to buy any financial products to any person in any jurisdiction where it is unlawful to make such an offer or solicitation. No part of this material may be duplicated in whole or in part in any form and / or redistributed without the prior written consent of Dealmoney. This material/document/Report is being supplied to you solely for your information, and its contents, information or data may not be reproduced, redistributed or passed on directly or indirectly.

Recipients of the Report shall always independently verify reliability and suitability of the Report and opinions before investing.

For Company details, please visit our website www.dealmoneyonline.com

For research related query, write to us at research@dealmoney.in