

December 20, 2021

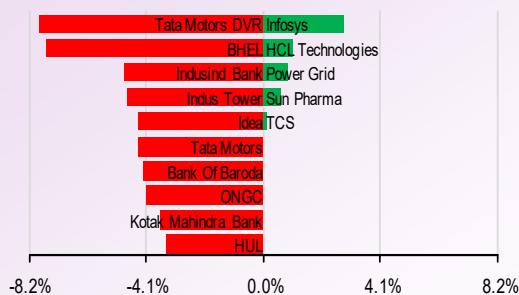
NIFTY TO TRADE BETWEEN 16850-17200

We see the low at 16782 being revisited and any break below this shall make NIFTY50 fall further towards 16500-16400 kind of levels. On the higher side, 17000 shall now play as an important level crossing above which shall elevate the index higher to 17200 & 17350 thereafter.

TRADERS COMMENT

Benchmark index opened gaped down, market didn't sustained and felled in second half, closed in red. Nifty ended lower by -263.30 points or -1.53% at 16985.20 level.

NIFTY MOVERS & SHAKERS



TOP 5 SECTOR MOVERS

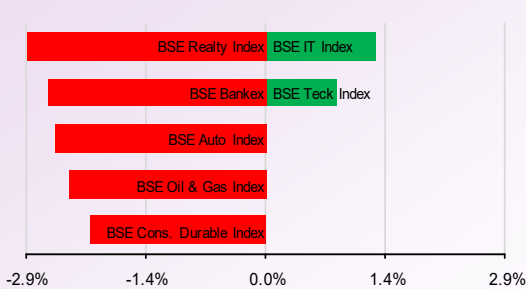
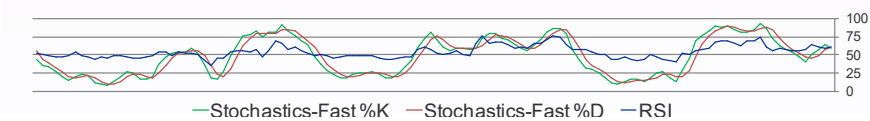
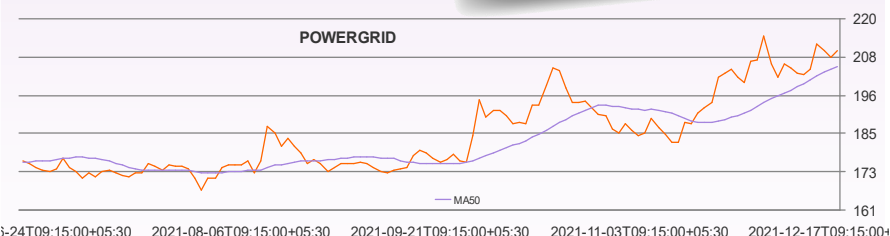


Chart of the Day POWERGRID

Buy range: 207-208

The stock is poised to register a Bullish Flag breakout and hence we recommend a BUY in the range 207-208 for the targets at 225-230 maintaining stoploss at 200.



Technical call of the Day

PETRONET

Sell Below 215

The stock has breached last four session low forming a strong bearish candle on daily charts. We initiate a Sell below 215 for the targets at 207 and stoploss is to be maintained at 220..

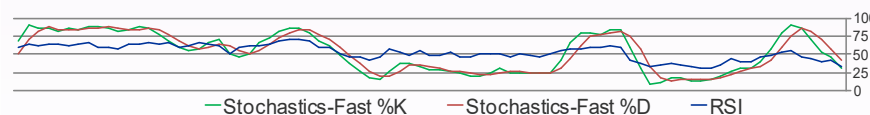
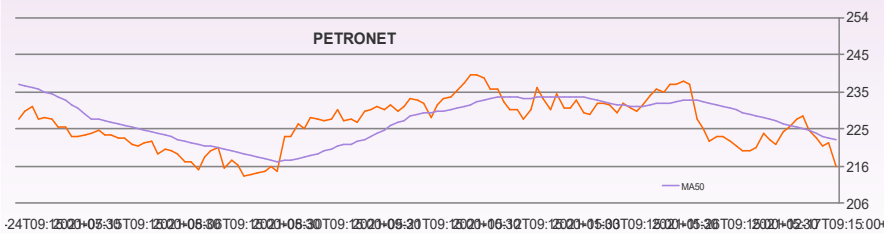


Chart of the Day

Buy: POWERGRID CMP: 209.85

Technical Call of the Day

Sell: PETRONET CMP: 215.70

We are also available on:



E-mail : research@dealmoney.in
www.dealmoneyonline.com

STOCKS TRADING IN POSITIVE ZONE: WIPRO, INFY
 STOCKS TRADING IN NEGATIVE ZONE: BHEL, ZEEL.

- Burger King India:** It has entered into sale and purchase agreement to acquire 83.24% stake from existing shareholders of PT Sari Burger Indonesia (BK Indonesia) (by way of purchase of 332,876 equity shares from QSR Indoburger Pte. (QSR) and 83,920 equity shares from PT Mitra Adiperkasa TBK (MAP). Post the completion of acquisition of shares as above, the Company shall make fresh capital infusion in BK Indonesia for an amount aggregating to IDR equivalent of \$ 40 million by way of subscription to fresh shares

CMP:	147.9
P/E(ttm):	11.2
Impact	Positive
- SpiceJet:** It has reported the Passenger Load Factor (PLF) of 86.7% during the month of November 2021. The company had reported PLF of 82.2% during the month of October 2021. The PLF is a key indicator of the company's performance, as it measures the average percentage of seats filled on airline's aircraft fleet.

CMP:	66.4
P/E(ttm):	3.2
Impact	Positive
- InterGlobe Aviation (IndiGo):** It has reported the Passenger Load Factor (PLF) of 80.05% during the month of November 2021. The company had reported PLF of 78.0% during the month of October 2021.

CMP:	1955.4
P/E(ttm):	52.8
Impact	Positive
- Tata Steel:** Credit rating agency -- India Ratings and Research (Ind-Ra) has upgraded Tata Steel's long-term issuer rating to 'AA+' from 'AA'. AA-rated instruments are considered to have a high degree of safety regarding timely servicing of financial obligations.

CMP:	1132.1
P/E(ttm):	86.6
Impact	Positive
- Bharti Airtel:** It has paid Rs 15,519 crore to the Department of Telecom (Government of India) towards prepayment of the entire deferred liabilities pertaining to spectrum acquired in auction of year 2014. The company had acquired 128.4 MHz spectrum (including Telenor spectrum) for a consideration of Rs 19,051 crore in the 2014 auction.

CMP:	666.1
P/E(ttm):	147.8
Impact	Positive

ttm = trailing twelve months

Economic Snapshot

- Union minister Jitendra Singh has said that artificial intelligence, as one of the frontier technologies, is shaping India's present and future economy. He added that the country has started seeing impact of artificial intelligence across healthcare, agriculture, education, governance and financial services. Singh said that innovation ecosystem in India is providing companies new opportunities to create value, evolve and grow.
- Coal and Mines Minister Pralhad Joshi has said the government might come out with some more reforms in the mining sector 'very shortly'. He said with the time several amendments have been made in rules concerning the mining sector as well and the mines ministry will continue to bring reforms further as per the demand of the industry.



I-SOT

INTRADAY STOCK TRADING

FREQUENCY	ALLOCATION	DURATION	RISK
4 calls a Day	Average Daily Premium of Rs.50,000	Intraday	High Risk

SALIENT FEATURES:

- 👍 Fixed time for call generation – 2 calls at 9:30am and 2 calls @ 12:00pm
- 👍 High Risk – High Returns product
- 👍 Focused product for Intraday Derivative Traders
- 👍 Daily 4 calls to gain from intraday momentum
- 👍 High beta Midcap and Large cap F&O stocks for better entry and exit.

DAILY DIGEST

DERIVATIVES

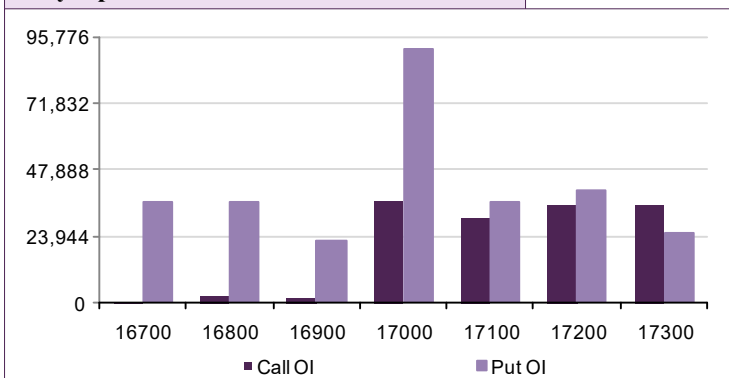
Open Interest Gainers

Stock	Open Interest (contracts)	OI Change (%)	Price (Rs.)	Price change (%)
PERSISTENT	386,850	9.4%	4653.60	3.1%
TRENT	2,473,700	8.5%	1036.60	0.3%
JKCEMENT	193,550	8.4%	3444.15	-2.9%
MFSL	1,591,200	3.5%	949.10	-3.0%
ZEEL	93,081,000	3.4%	344.20	-6.9%

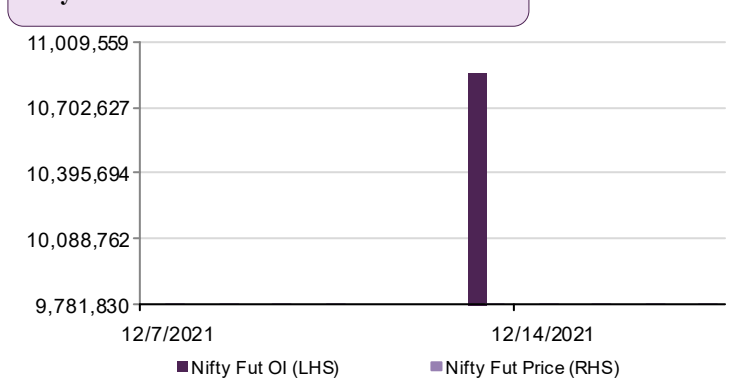
Open Interest Losers

Stock	Open Interest (contracts)	OI Change (%)	Price (Rs.)	Price change (%)
BSOFT	3,991,000	-17.7%	498.80	-1.7%
GSPL	1,212,100	-11.8%	296.30	-3.2%
DIXON	352,000	-11.3%	5390.65	-3.0%
WIPRO	25,452,000	-11.1%	670.75	3.5%
TVSMOTOR	8,654,800	-9.8%	616.90	-3.2%

Nifty Option OI Distribution



Nifty OI Vs Futures Price



Top 5 Traded Stock Futures

Stock	Expiry Date	No of contracts traded	Contract value (Rs. Lacs)	LTP
INFY	30-Dec-21	60,706	332,460	1827
WIPRO	30-Dec-21	54,488	289,898	671
RELIANCE	30-Dec-21	43,144	253,881	2347
ICICIBANK	30-Dec-21	20,051	202,122	730
TATAMOTORS	30-Dec-21	14,580	197,246	471

Top 5 Traded Stock Options

Stock	Expiry Date	Option Type	Strike price	No of contracts traded	Contract value (Rs. Lacs)	LTP
INFY	30-Dec-21	CE	1,840	44,335	247,783	20.20
INFY	30-Dec-21	CE	1,820	33,134	184,009	30.00
INFY	30-Dec-21	PE	1,800	27,790	151,489	16.10
INFY	30-Dec-21	CE	1,800	24,705	136,470	42.15
INFY	30-Dec-21	PE	1,820	23,856	132,010	23.60

Top 5 Contract Future Volumes

Stock	Expiry Date	No of Contracts traded	Current Cash Volume	Cash Delivery %
INFY	30-Dec-21	60,706	10,058,333	5325.0%
WIPRO	30-Dec-21	54,488	27,077,353	5177.0%
RELIANCE	30-Dec-21	43,144	5,156,114	5308.0%
TCS	30-Dec-21	29,364	2,677,223	6177.0%
IBULHSGFIN	30-Dec-21	22,260	20,254,309	1969.0%

Bottom 5 Contract Future Volumes

Stock	Expiry Date	No of Contracts traded	Current Cash Volume	Cash Delivery %
ABBOTINDIA	30-Dec-21	224	4,556	3960.0%
ATUL	30-Dec-21	302	11,673	3933.0%
IDEA	30-Dec-21	362	102,279,433	3129.0%
ALKEM	30-Dec-21	406	41,844	5996.0%
RAMCOCEM	30-Dec-21	514	155,361	6320.0%

DAILY DIGEST

SUPPORT / RESISTANCE LEVEL

Company Name	Closing Price	S3	S2	S1	Pivot	R1	R2	R3
ACC	2215.05	2141.00	2165.68	2190.37	2232.18	2256.87	2323.37	2389.87
Adani Ports	723.95	697.90	706.58	715.27	729.88	738.57	761.87	785.17
Ambuja Cements	368.60	356.80	360.73	364.67	370.93	374.87	385.07	395.27
Asian Paints	3243.70	3162.10	3189.30	3216.50	3254.90	3282.10	3347.70	3413.30
Aurobindo Pharma	679.60	641.60	654.27	666.93	677.97	690.63	714.33	738.03
Axis Bank	688.90	662.20	671.10	680.00	694.00	702.90	725.80	748.70
Bajaj Auto	3179.15	3036.40	3083.98	3131.57	3196.68	3244.27	3356.97	3469.67
Bank Of Baroda	84.90	80.70	82.10	83.50	86.05	87.45	91.40	95.35
Bharti Airtel	666.05	636.50	646.35	656.20	670.95	680.80	705.40	730.00
Indus Tower	252.30	237.20	242.23	247.27	256.03	261.07	274.87	288.67
BHEL	60.15	54.10	56.12	58.13	61.72	63.73	69.33	74.93
Bosch	16101.20	15501.15	15701.17	15901.18	16235.27	16435.28	16969.38	17503.48
BPCL	384.70	369.65	374.67	379.68	387.12	392.13	404.58	417.03
Cipla	860.20	815.50	830.40	845.30	864.90	879.80	914.30	948.80
Coal India	146.45	142.60	143.88	145.17	147.28	148.57	151.97	155.37
Dr. Reddy'S Lab	4517.95	4345.60	4403.05	4460.50	4554.25	4611.70	4762.90	4914.10
Eicher Motors	2459.00	2339.10	2379.07	2419.03	2455.02	2494.98	2570.93	2646.88
Gail	129.50	125.10	126.57	128.03	129.12	130.58	133.13	135.68
Grasim	1665.80	1597.80	1620.47	1643.13	1678.87	1701.53	1759.93	1818.33
HCL Technologies	1171.40	1147.10	1155.20	1163.30	1173.10	1181.20	1199.10	1217.00
HDFC	2617.35	2509.70	2545.58	2581.47	2646.88	2682.77	2784.07	2885.37
HDFC Bank	1473.05	1429.40	1443.95	1458.50	1482.25	1496.80	1535.10	1573.40
Hero Motocorp	2444.65	2373.00	2396.88	2420.77	2444.88	2468.77	2516.77	2564.77
Hindalco	450.15	432.50	438.38	444.27	450.63	456.52	468.77	481.02
HUL	2230.25	2143.05	2172.12	2201.18	2255.07	2284.13	2367.08	2450.03
ICICI Bank	728.30	710.10	716.17	722.23	732.12	738.18	754.13	770.08
Idea	14.05	12.70	13.15	13.60	14.35	14.80	16.00	17.20
Indusind Bank	883.00	831.50	848.67	865.83	897.42	914.58	963.33	1012.08
Infosys	1820.85	1771.50	1787.95	1804.40	1823.20	1839.65	1874.90	1910.15
ITC	217.95	210.65	213.08	215.52	219.18	221.62	227.72	233.82
Kotak Mahindra Bank	1793.80	1720.05	1744.63	1769.22	1814.58	1839.17	1909.12	1979.07
L&T	1847.10	1788.70	1808.17	1827.63	1851.17	1870.63	1913.63	1956.63
Lupin	874.85	833.30	847.15	861.00	884.10	897.95	934.90	971.85
M&M	834.60	807.75	816.70	825.65	838.95	847.90	870.15	892.40
Maruti Suzuki India	7296.60	7002.00	7100.20	7198.40	7339.20	7437.40	7676.40	7915.40
NTPC	125.55	120.50	122.18	123.87	125.78	127.47	131.07	134.67
ONGC	139.40	131.90	134.40	136.90	141.00	143.50	150.10	156.70
Power Grid	209.95	199.60	203.05	206.50	208.50	211.95	217.40	222.85
RIL	2340.45	2232.00	2268.15	2304.30	2356.15	2392.30	2480.30	2568.30
SBI	467.80	451.60	457.00	462.40	471.90	477.30	492.20	507.10
Sun Pharma	768.95	734.65	746.08	757.52	764.93	776.37	795.22	814.07
Tata Motors	470.20	447.55	455.10	462.65	475.75	483.30	503.95	524.60
Tata Motors DVR	230.55	204.45	213.15	221.85	235.85	244.55	267.25	289.95
Tata Power	215.80	205.30	208.80	212.30	217.50	221.00	229.70	238.40
Tata Steel	1132.10	1091.15	1104.80	1118.45	1138.65	1152.30	1186.15	1220.00
TCS	3584.35	3496.05	3525.48	3554.92	3603.13	3632.57	3710.22	3787.87
Tech Mahindra	1642.85	1578.80	1600.15	1621.50	1648.25	1669.60	1717.70	1765.80
Ultratech	7337.35	7193.20	7241.25	7289.30	7350.05	7398.10	7506.90	7615.70
Wipro	670.80	623.40	639.20	655.00	665.90	681.70	708.40	735.10
Yes Bank	13.15	12.50	12.72	12.93	13.27	13.48	14.03	14.58
Zee Entertainment	342.35	311.60	321.85	332.10	348.90	359.15	386.20	413.25

Disclaimer

For private circulation only

Website: www.dealmoneyonline.in

DISCLAIMER : SEBI Research Analyst Registration No: INH000002319 For any grievance mail at compliance@dealmoney.in

Dealmoney Securities Private Limited (hereinafter referred to as "Dealmoney") is a registered Member of National Stock Exchange of India Limited, Bombay Stock Exchange Limited and MCX Stock Exchange Limited. Dealmoney is also registered as a Depository Participant with CDSL. Dealmoney is in the process of making an application with SEBI for registering it as a Research Entity in terms of SEBI (Research Analyst) Regulations, 2014. Dealmoney or its associates has not been debarred/ suspended by SEBI or any other regulatory authority for accessing /dealing in securities Market and no material disciplinary action has been taken by SEBI/other regulatory authorities impacting Dealmoney's Equity Research Analysis. Dealmoney or its associates/ analyst including its relatives do not hold any actual/beneficial ownership of more than 1% in the company/ies covered by Analyst (hereinafter referred to as "Subject Company/ies"). Dealmoney or its associates/analyst including its relatives may hold financial interest in the company/ies covered by Analyst (hereinafter referred to as "Subject Company/ies"). Dealmoney or its associates/ analysts or his/her relative does not receive any compensation or other benefits from the subject company/ies mentioned in this research report (hereinafter referred to as "Report") or from a third party in connection with preparation of the report. Accordingly, Dealmoney or its associates/analyst or his/her relative does not have any other material conflict of interest at the time of publication of the Report.

Research analyst/s engaged in preparation of the Report, has not received any compensation / managed or co-managed public offering of securities of the subject company/ies / has not received compensation for investment banking or merchant banking or brokerage services from the subject company/ies / has not received compensation for products or services other than investment banking or merchant banking or brokerage services from the subject company/ies / has not received compensation or other benefits from the subject company/ies or third party in connection with the Report of the subject company/ies during the past twelve months / has not served as an officer, director or employee of subject Company/ies and is not engaged in market making activity of the subject Company/ies.

Dealmoney group companies provides finance related product services like distribution of financial products and as such is a provider of many services like loans, mutual funds, tax & trust planning etc. mentioned in this brochure. And hence, Dealmoney do not warranty / guarantee about performance of any products and customer servicing w.r.t third party products per se.

Third party products are subject to code of conduct to be adhered to by the representatives of Dealmoney and Dealmoney is not responsible for the losses, whether actual or notional incurred by any investor. Services assured and expected may vary from actual service and Dealmoney does not guarantee about the quality of services. Investments in securities and commodities are subject to market and other risks and there is no assurance or guarantee that the objectives of any of the Investments/Schemes/product would be achieved. Past performances are only indicative and returns are not assured and guaranteed by Dealmoney group companies. The price, value of and income from any of the securities or financial instruments mentioned in this report can fall as well as rise. The value of securities and financial instruments is subject to exchange rate fluctuation that may have a positive or adverse effect on the price or income of such securities or financial instruments.

Reports on technical and derivative analysis are based on studying charts of a stock's price movement, outstanding positions and trading volume as opposed to focussing on a company's fundamentals and as such, may not match with a report on a company's fundamentals. The opinions expressed in the Report are our current opinions as of the date of this report and may be subject to change from time to time without notice. Dealmoney or any persons connected with it do not accept any liability arising from use of this material/document/Report.

Information/ opinion conveyed through this material/document/Report are strictly meant for the registered Clients of Dealmoney group of Companies of the respective segments. This information is not intended for distribution to, or use by, any person or entity in any jurisdiction or country where such distribution or use would be contrary to law or regulation or which would subject Dealmoney or its affiliates to any registration requirement within such jurisdiction or country. This information does not constitute an offer to sell or a solicitation of an offer to buy any financial products to any person in any jurisdiction where it is unlawful to make such an offer or solicitation. No part of this material may be duplicated in whole or in part in any form and / or redistributed without the prior written consent of Dealmoney. This material/document/Report is being supplied to you solely for your information, and its contents, information or data may not be reproduced, redistributed or passed on directly or indirectly.

Recipients of the Report shall always independently verify reliability and suitability of the Report and opinions before investing.

For Company details, please visit our website www.dealmoneyonline.com

For research related query, write to us at research@dealmoney.in