


1

<ul style="list-style-type: none"> Deep Industries: It has received letter of award from Vedanta for Integrated Oil & Gas Facility to be placed in single well pad at Jaya Field in Cambay Oalp Block and its operation and maintenance for a period of 3 years on December 17, 2021. The total estimated value of the said award is around Rs 83.53 crore, 	<div>CMP: #N/A</div> <div>P/E(ttm): #N/A</div> <div>Impact Positive</div>
<ul style="list-style-type: none"> ITC: It has bought 8.70 per cent equity stake in Mother Sparsh Baby Care, a D2C Ayurvedic and natural personal care brand. The company has acquired on December 17, 2021, in the first tranche, 100 equity shares of Rs 10 each and 940 Compulsorily Convertible Preference Shares of Rs 10 each of Mother Sparsh Baby Care, representing 8.70 per cent of its share capital on a fully diluted basis. 	<div>CMP: 212.4</div> <div>P/E(ttm): 10.3</div> <div>Impact Positive</div>
<ul style="list-style-type: none"> HLE Glascoat: It has successfully completed the transaction to acquire the global business of Thaletec GmbH (Thaletec), along with its wholly owned subsidiary Thaletec Inc., USA, after receiving all necessary regulatory approvals. 	<div>CMP: 5712.9</div> <div>P/E(ttm): 154.3</div> <div>Impact Positive</div>
<ul style="list-style-type: none"> IFCI: It has received shareholders' approval to raise up to Rs 1,000 crore in tranches by issuing various securities. The company sought authorisation from the shareholders for making offer to subscribe to securities/raise funds through private placement in one or more tranches up to an amount of Rs 1,000 crore, during a period of one year from the date of passing of the special resolution 	<div>CMP: 15.0</div> <div>P/E(ttm): 1.1</div> <div>Impact Positive</div>
<ul style="list-style-type: none"> Union Bank of India: It has raised Rs 1,500 crore by issuing Basel III compliant bonds on a private placement basis. The base issue size of the bond offer was Rs 500 crore with an option to retain oversubscription up to Rs 1,000 crore. The bank accepted bids for Rs 1,500 crore. 	<div>CMP: 42.1</div> <div>P/E(ttm): 9.3</div> <div>Impact Positive</div>

ttm = trailing twelve months

Economic Snapshot

- The ministry of power said that it has invested Rs 35,628.6 crore in infrastructure development up till November in this Financial Year (FY) 2021-22. For the Financial Year 2021-22 the target for Capital Expenditure (Capex) of the Central Public Sector Enterprises (CPSEs) of the Ministry of Power is Rs 50,690.52 crore.
- Union Minister for Road Transport and Highways (MoRTH) Nitin Gadkari has urged investors to come forward and invest boldly in the infrastructure sector, which offers a diverse array of investment opportunities spanning multiple asset classes including highways, multimodal logistics parks, wayside amenities, ropeways, warehousing zones, and more.



I-SOT

INTRADAY STOCK TRADING

FREQUENCY	ALLOCATION	DURATION	RISK
4 calls a Day	Average Daily Premium of Rs.50,000	Intraday	High Risk

SALIENT FEATURES:

- 👍 Fixed time for call generation – 2 calls at 9:30am and 2 calls @ 12:00pm
- 👍 High Risk – High Returns product
- 👍 Focused product for Intraday Derivative Traders
- 👍 Daily 4 calls to gain from intraday momentum
- 👍 High beta Midcap and Large cap F&O stocks for better entry and exit.

DAILY DIGEST

DERIVATIVES

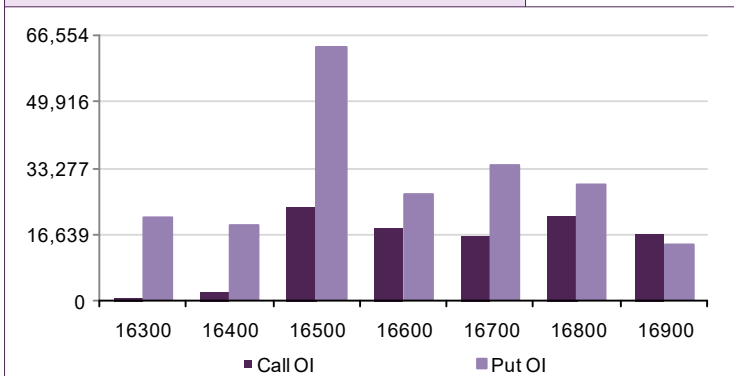
Open Interest Gainers

Stock	Open Interest (contracts)	OI Change (%)	Price (Rs.)	Price change (%)
POWERGRID	20,889,361	13.9%	203.45	0.0%
GODREJPROP	3,390,400	10.4%	1811.60	-4.3%
AMBUJACEM	13,317,000	7.6%	351.00	-4.9%
INDHOTEL	12,419,936	6.4%	182.70	-4.4%
JUBLFOOD	1,703,250	5.0%	3401.10	-4.4%

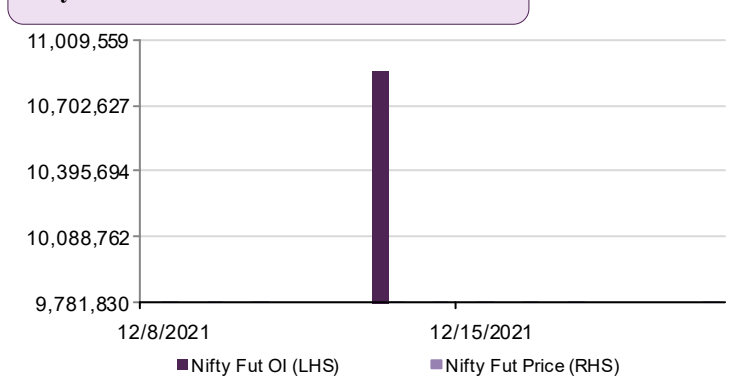
Open Interest Losers

Stock	Open Interest (contracts)	OI Change (%)	Price (Rs.)	Price change (%)
COROMANDEL	1,096,250	-15.1%	718.80	-1.4%
ASTRAL	414,425	-14.6%	2094.20	-6.5%
POLYCAB	503,100	-14.4%	2278.60	-2.2%
GSPL	1,040,400	-14.2%	292.20	-1.4%
PERSISTENT	333,150	-13.9%	4423.55	-4.9%

Nifty Option OI Distribution



Nifty OI Vs Futures Price



Top 5 Traded Stock Futures

Stock	Expiry Date	No of contracts traded	Contract value (Rs. Lacs)	LTP
RELIANCE	30-Dec-21	40,238	229,774	2280
ICICIBANK	30-Dec-21	23,136	225,846	711
TATAMOTORS	30-Dec-21	15,540	199,666	448
AXISBANK	30-Dec-21	22,866	184,349	677
HDFCBANK	30-Dec-21	22,944	180,560	1431

Top 5 Traded Stock Options

Stock	Expiry Date	Option Type	Strike price	No of contracts traded	Contract value (Rs. Lacs)	LTP
ITC	30-Dec-21	CE	220	21,544	152,781	1.55
INFY	30-Dec-21	PE	1,800	25,332	138,466	23.60
ITC	30-Dec-21	CE	230	16,213	119,682	0.70
AXISBANK	30-Dec-21	CE	700	13,676	115,781	7.50
BAJFINANCE	30-Dec-21	PE	6,500	11,795	97,811	106.50

Top 5 Contract Future Volumes

Stock	Expiry Date	No of Contracts traded	Current Cash Volume	Cash Delivery %
RELIANCE	30-Dec-21	40,238	3,744,186	5663.0%
INFY	30-Dec-21	24,494	3,292,406	5702.0%
TATASTEEL	30-Dec-21	24,183	2,370,671	3224.0%
ICICIBANK	30-Dec-21	23,136	9,735,934	5761.0%
HDFCBANK	30-Dec-21	22,944	6,130,252	5795.0%

Bottom 5 Contract Future Volumes

Stock	Expiry Date	No of Contracts traded	Current Cash Volume	Cash Delivery %
ABBOTINDIA	30-Dec-21	270	6,227	4608.0%
ATUL	30-Dec-21	350	73,915	8217.0%
JKCEMENT	30-Dec-21	473	21,433	3291.0%
GSPL	30-Dec-21	487	364,280	3077.0%
ESCORTS	30-Dec-21	596	476,173	4367.0%

DAILY DIGEST

SUPPORT / RESISTANCE LEVEL

Company Name	Closing Price	S3	S2	S1	Pivot	R1	R2	R3
ACC	2115.90	1975.95	2022.60	2069.25	2134.45	2181.10	2292.95	2404.80
Adani Ports	701.70	654.00	669.90	685.80	701.40	717.30	748.80	780.30
Ambuja Cements	350.30	329.80	336.63	343.47	353.83	360.67	377.87	395.07
Asian Paints	3239.45	3087.00	3137.82	3188.63	3231.82	3282.63	3376.63	3470.63
Aurobindo Pharma	686.55	640.10	655.58	671.07	680.03	695.52	719.97	744.42
Axis Bank	674.35	638.35	650.35	662.35	672.10	684.10	705.85	727.60
Bajaj Auto	3105.20	2883.00	2957.07	3031.13	3101.12	3175.18	3319.23	3463.28
Bank Of Baroda	80.15	74.45	76.35	78.25	81.00	82.90	87.55	92.20
Bharti Airtel	658.25	629.05	638.78	648.52	654.83	664.57	680.62	696.67
Indus Tower	237.80	224.45	228.90	233.35	241.50	245.95	258.55	271.15
BHEL	57.00	52.20	53.80	55.40	57.65	59.25	63.10	66.95
Bosch	15654.05	14310.05	14758.05	15206.05	15648.00	16096.00	16985.95	17875.90
BPCL	360.00	337.15	344.77	352.38	366.62	374.23	396.08	417.93
Cipla	893.80	823.75	847.10	870.45	884.45	907.80	945.15	982.50
Coal India	140.70	132.65	135.33	138.02	141.83	144.52	151.02	157.52
Dr. Reddy'S Lab	4560.70	4349.00	4419.57	4490.13	4532.57	4603.13	4716.13	4829.13
Eicher Motors	2406.45	2282.45	2323.78	2365.12	2401.73	2443.07	2521.02	2598.97
Gail	125.95	119.70	121.78	123.87	127.28	129.37	134.87	140.37
Grasim	1616.45	1546.20	1569.62	1593.03	1624.42	1647.83	1702.63	1757.43
HCL Technologies	1159.90	1118.65	1132.40	1146.15	1159.25	1173.00	1199.85	1226.70
HDFC	2550.30	2418.10	2462.17	2506.23	2550.12	2594.18	2682.13	2770.08
HDFC Bank	1425.65	1370.20	1388.68	1407.17	1432.58	1451.07	1494.97	1538.87
Hero Motocorp	2356.65	2185.00	2242.22	2299.43	2367.22	2424.43	2549.43	2674.43
Hindalco	433.10	408.15	416.47	424.78	435.02	443.33	461.88	480.43
HUL	2269.10	2127.95	2175.00	2222.05	2248.20	2295.25	2368.45	2441.65
ICICI Bank	709.95	676.20	687.45	698.70	709.45	720.70	742.70	764.70
Idea	13.65	12.00	12.55	13.10	13.80	14.35	15.60	16.85
Indusind Bank	846.10	787.60	807.10	826.60	850.30	869.80	913.00	956.20
Infosys	1798.90	1744.95	1762.93	1780.92	1805.28	1823.27	1865.62	1907.97
ITC	212.40	203.35	206.37	209.38	212.82	215.83	222.28	228.73
Kotak Mahindra Bank	1742.50	1664.80	1690.70	1716.60	1748.30	1774.20	1831.80	1889.40
L&T	1799.35	1713.35	1742.02	1770.68	1800.17	1828.83	1886.98	1945.13
Lupin	875.15	828.70	844.18	859.67	869.03	884.52	909.37	934.22
M&M	814.30	764.00	780.77	797.53	813.77	830.53	863.53	896.53
Maruti Suzuki India	7286.60	6750.15	6928.97	7107.78	7214.67	7393.48	7679.18	7964.88
NTPC	121.75	112.75	115.75	118.75	122.10	125.10	131.45	137.80
ONGC	134.00	125.65	128.43	131.22	134.43	137.22	143.22	149.22
Power Grid	209.85	202.35	204.85	207.35	210.00	212.50	217.65	222.80
RIL	2277.35	2176.35	2210.02	2243.68	2280.77	2314.43	2385.18	2455.93
SBI	449.20	422.00	431.07	440.13	452.07	461.13	482.13	503.13
Sun Pharma	763.95	731.40	742.25	753.10	763.90	774.75	796.40	818.05
Tata Motors	447.05	420.00	429.02	438.03	449.02	458.03	478.03	498.03
Tata Motors DVR	220.95	192.70	202.12	211.53	220.42	229.83	248.13	266.43
Tata Power	209.10	193.65	198.80	203.95	207.95	213.10	222.25	231.40
Tata Steel	1072.95	1014.90	1034.25	1053.60	1085.40	1104.75	1155.90	1207.05
TCS	3556.90	3414.30	3461.83	3509.37	3557.68	3605.22	3701.07	3796.92
Tech Mahindra	1598.05	1514.85	1542.58	1570.32	1604.33	1632.07	1693.82	1755.57
Ultratech	7160.85	6800.40	6920.55	7040.70	7155.35	7275.50	7510.30	7745.10
Wipro	665.95	648.50	654.32	660.13	668.82	674.63	689.13	703.63
Yes Bank	12.75	12.05	12.28	12.52	12.78	13.02	13.52	14.02
Zee Entertainment	331.50	294.25	306.67	319.08	334.97	347.38	375.68	403.98

DAILY DIGEST

Disclaimer

For private circulation only

Website: www.dealmoneyonline.in

DISCLAIMER : SEBI Research Analyst Registration No: INH000002319 For any grievance mail at compliance@dealmoney.in

Dealmoney Securities Private Limited (hereinafter referred to as "Dealmoney") is a registered Member of National Stock Exchange of India Limited, Bombay Stock Exchange Limited and MCX Stock Exchange Limited. Dealmoney is also registered as a Depository Participant with CDSL. Dealmoney is in the process of making an application with SEBI for registering it as a Research Entity in terms of SEBI (Research Analyst) Regulations, 2014. Dealmoney or its associates has not been debarred/ suspended by SEBI or any other regulatory authority for accessing /dealing in securities Market and no material disciplinary action has been taken by SEBI/other regulatory authorities impacting Dealmoney's Equity Research Analysis. Dealmoney or its associates/ analyst including its relatives do not hold any actual/beneficial ownership of more than 1% in the company/ies covered by Analyst (hereinafter referred to as "Subject Company/ies"). Dealmoney or its associates/analyst including its relatives may hold financial interest in the company/ies covered by Analyst (hereinafter referred to as "Subject Company/ies"). Dealmoney or its associates/ analysts or his/her relative does not receive any compensation or other benefits from the subject company/ies mentioned in this research report (hereinafter referred to as "Report") or from a third party in connection with preparation of the report. Accordingly, Dealmoney or its associates/analyst or his/her relative does not have any other material conflict of interest at the time of publication of the Report.

Research analyst/s engaged in preparation of the Report, has not received any compensation / managed or co-managed public offering of securities of the subject company/ies / has not received compensation for investment banking or merchant banking or brokerage services from the subject company/ies / has not received compensation for products or services other than investment banking or merchant banking or brokerage services from the subject company/ies / has not received compensation or other benefits from the subject company/ies or third party in connection with the Report of the subject company/ies during the past twelve months / has not served as an officer, director or employee of subject Company/ies and is not engaged in market making activity of the subject Company/ies.

Dealmoney group companies provides finance related product services like distribution of financial products and as such is a provider of many services like loans, mutual funds, tax & trust planning etc. mentioned in this brochure. And hence, Dealmoney do not warranty / guarantee about performance of any products and customer servicing w.r.t third party products per se.

Third party products are subject to code of conduct to be adhered to by the representatives of Dealmoney and Dealmoney is not responsible for the losses, whether actual or notional incurred by any investor. Services assured and expected may vary from actual service and Dealmoney does not guarantee about the quality of services. Investments in securities and commodities are subject to market and other risks and there is no assurance or guarantee that the objectives of any of the Investments/Schemes/product would be achieved. Past performances are only indicative and returns are not assured and guaranteed by Dealmoney group companies. The price, value of and income from any of the securities or financial instruments mentioned in this report can fall as well as rise. The value of securities and financial instruments is subject to exchange rate fluctuation that may have a positive or adverse effect on the price or income of such securities or financial instruments.

Reports on technical and derivative analysis are based on studying charts of a stock's price movement, outstanding positions and trading volume as opposed to focussing on a company's fundamentals and as such, may not match with a report on a company's fundamentals. The opinions expressed in the Report are our current opinions as of the date of this report and may be subject to change from time to time without notice. Dealmoney or any persons connected with it do not accept any liability arising from use of this material/document/Report.

Information/ opinion conveyed through this material/document/Report are strictly meant for the registered Clients of Dealmoney group of Companies of the respective segments. This information is not intended for distribution to, or use by, any person or entity in any jurisdiction or country where such distribution or use would be contrary to law or regulation or which would subject Dealmoney or its affiliates to any registration requirement within such jurisdiction or country. This information does not constitute an offer to sell or a solicitation of an offer to buy any financial products to any person in any jurisdiction where it is unlawful to make such an offer or solicitation. No part of this material may be duplicated in whole or in part in any form and / or redistributed without the prior written consent of Dealmoney. This material/document/Report is being supplied to you solely for your information, and its contents, information or data may not be reproduced, redistributed or passed on directly or indirectly.

Recipients of the Report shall always independently verify reliability and suitability of the Report and opinions before investing.

For Company details, please visit our website www.dealmoneyonline.com

For research related query, write to us at research@dealmoney.in