

December 24, 2021

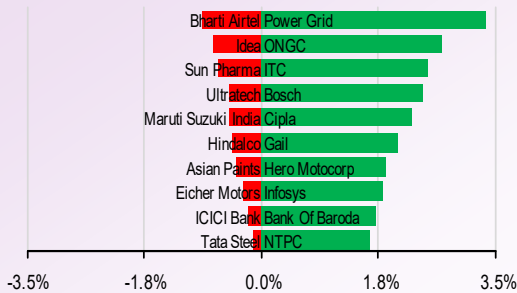
NIFTY TO TRADE BETWEEN 16800-17150

For a decent upside from current levels it needs to take out 17000-17150 which is likely to offer a resistance and on the lower side we support building at 16800-750 in an event if the index see a downside in the sessions ahead.

TRADERS COMMENT

Benchmark index opened gaped up, market sustained and risen in second half, closed in green. Nifty ended higher by +117.15 points or +0.67% at 17072.60 level.

NIFTY MOVERS & SHAKERS



TOP 5 SECTOR MOVERS

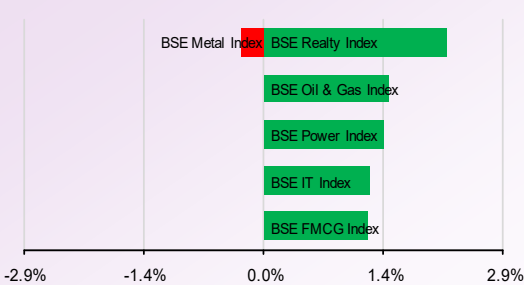


Chart of the Day

LTI
7130

Buy Above

The stock has registered a bullish breakout from a more than a month old consolidation and hence we recommend a BUY above 7130 for the targets at 7375 maintaining a stoploss at 7050..

Chart of the Day

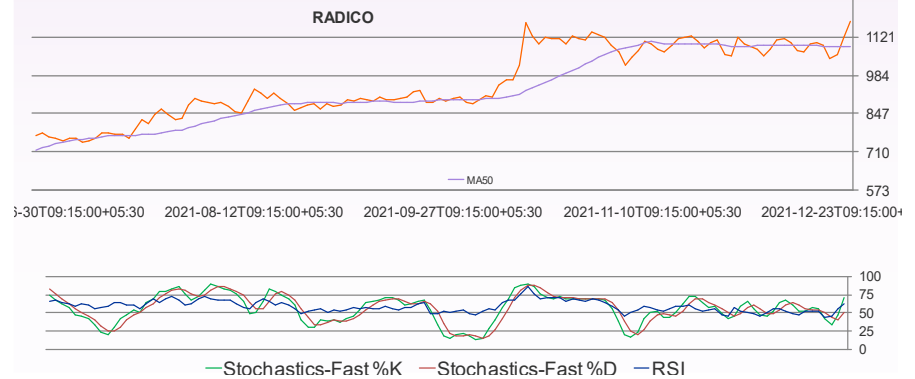
Buy: LTI

CMP:

Technical Call of the Day

Buy: NATIONALUM

CMP:103.20

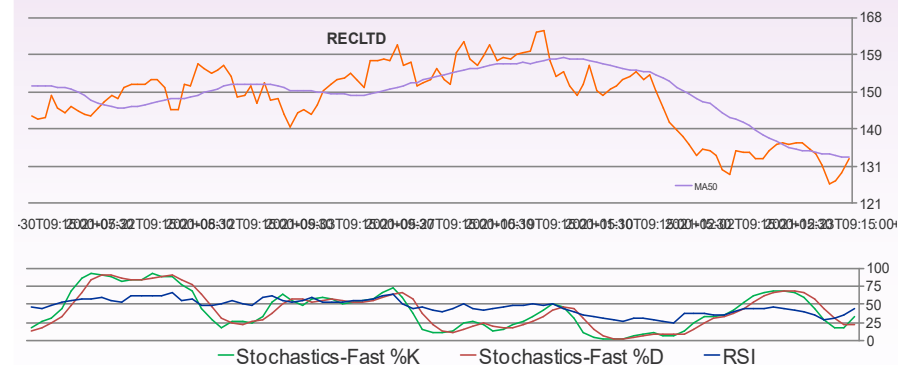


Technical call of the Day

NATIONALUM

Buy Above

The stock has registered a bullish consolidation breakout on the short term charts. We initiate a buy above 103.50 for the targets at 109 and stoploss is to be maintained at 101..



We are also available on:



E-mail : research@dealmoney.in
www.dealmoneyonline.com

STOCKS TRADING IN POSITIVE ZONE: INDIACEM, TRENT
 STOCKS TRADING IN NEGATIVE ZONE: DIXON, WHIRLPOOL.

- Kotak Mahindra Bank:** Its subsidiary company -- Kotak Mahindra Prime (Kotak Prime) has acquired the passenger vehicle finance portfolio of Ford Credit India (FCIPL), the Indian captive financing arm of Ford Motor Company. FCIPL has been operating in India since 2015. The acquisition gives Kotak Prime access to over 16,000 high-quality customers with a total loan outstanding of Rs 425 crore

CMP:	1775.6
P/E(ttm):	134.9
Impact	Positive
- Mold-Tek Packaging:** It has raised Rs 103.6 crore through Qualified Institutions Placement (QIP) and allotted 14,00,000 Equity Shares to the eligible qualified institutional buyers at a price of Rs 740 per Equity which is at a premium of 17.60 per Equity Share i.e. 2.44% on the floor price of Rs 722.40.

CMP:	#N/A
P/E(ttm):	#N/A
Impact	Positive
- Dilip Buildcon:** It has received provisional completion certificate from authority for the project 'Four Laning of Sangli Solapur (Package-IV: Mangalwedha to Solapur) section of NH-166 from existing Ch. Km 314.969 to Ch 370.452 (Design Ch km 321.600 to km 378.100) of length 56.500 km in the State of Maharashtra on Hybrid Annuity Mode'.

CMP:	492.1
P/E(ttm):	13.3
Impact	Positive
- Hero MotoCorp:** It is all set to make an upward revision in the ex-showroom prices of its motorcycles and scooters, with effect from January 4, 2022. The price revision has been necessitated to partially offset the impact of steadily increasing commodity prices. The price revision will be up to Rs 2,000 and the exact quantum of increase will depend on the model and the market.

CMP:	2392.7
P/E(ttm):	183.1
Impact	Positive
- Man Industries (India):** It has received new orders worth approximately Rs 225 crore resulting in the new orders tally reaching approximately Rs 900 crore in the current quarter.

CMP:	98.1
P/E(ttm):	21.8
Impact	Positive

ttm = trailing twelve months

Economic Snapshot

- In a major reform for the Port sector, Union Minister for Ports, Shipping & Waterways, Sarbananda Sonowal has announced the Tariff Guidelines, 2021 for the public private partnership (PPP) projects in Major Ports. Sonowal said that they will usher in a new era of market economy and make major ports more competitive.
- The I-T department has said income tax refunds of over Rs 1,44,328 crore have been issued to 1.38 crore taxpayers from April 01, 2021 to December 20, 2021 of this fiscal. This includes 99.75 lakh refunds of Assessment Year (AY) 2021-22 (fiscal ended March 31, 2021) amounting to Rs 20,451.95 crore.



I-SOT

INTRADAY STOCK TRADING

FREQUENCY	ALLOCATION	DURATION	RISK
4 calls a Day	Average Daily Premium of Rs.50,000	Intraday	High Risk

SALIENT FEATURES:

- 👍 Fixed time for call generation – 2 calls at 9:30am and 2 calls @ 12:00pm
- 👍 High Risk – High Returns product
- 👍 Focused product for Intraday Derivative Traders
- 👍 Daily 4 calls to gain from intraday momentum
- 👍 High beta Midcap and Large cap F&O stocks for better entry and exit.

DAILY DIGEST

DERIVATIVES

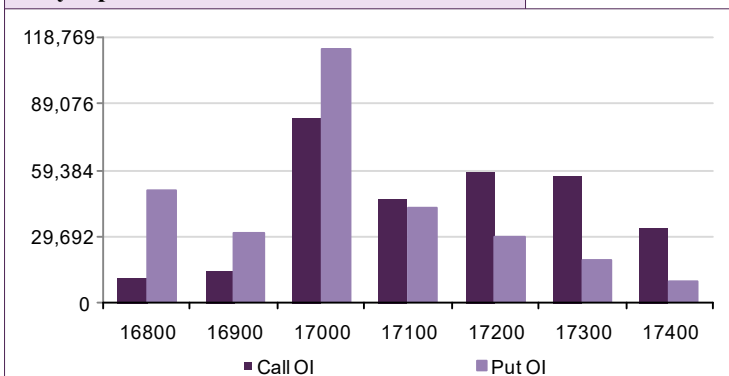
Open Interest Gainers

Stock	Open Interest (contracts)	OI Change (%)	Price (Rs.)	Price change (%)
BSOFT	4,625,400	17.4%	530.20	5.5%
PERSISTENT	408,900	13.1%	4644.75	2.0%
PAGEIND	80,490	3.9%	39895.65	1.8%
CUMMINSIND	1,272,600	3.1%	932.30	0.9%
TECHM	10,048,800	3.0%	1688.40	1.7%

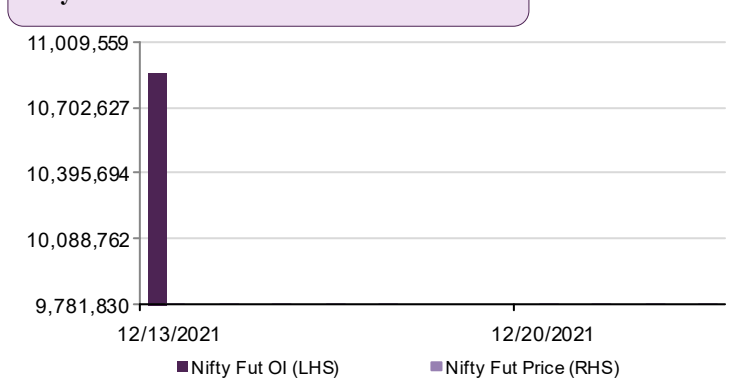
Open Interest Losers

Stock	Open Interest (contracts)	OI Change (%)	Price (Rs.)	Price change (%)
JSWSTEEL	30,350,700	-23.8%	650.50	-1.9%
MANAPPURAM	14,301,000	-11.4%	166.25	2.0%
ICICIBANK	67,915,375	-11.4%	731.95	-0.3%
ABFRL	7,472,400	-11.4%	279.40	0.8%
EXIDEIND	18,684,000	-10.5%	164.50	3.1%

Nifty Option OI Distribution



Nifty OI Vs Futures Price



Top 5 Traded Stock Futures

Stock	Expiry Date	No of contracts traded	Contract value (Rs. Lacs)	LTP
ICICIBANK	30-Dec-21	17,041	172,357	732
RELIANCE	30-Dec-21	27,516	162,939	2366
INFY	30-Dec-21	25,548	142,027	1860
BAJFINANCE	30-Dec-21	14,080	121,683	6916
HDFCBANK	30-Dec-21	13,330	106,455	1447

Top 5 Traded Stock Options

Stock	Expiry Date	Option Type	Strike price	No of contracts traded	Contract value (Rs. Lacs)	LTP
ITC	30-Dec-21	CE	220	21,049	149,368	1.80
INFY	30-Dec-21	CE	1,860	25,825	145,536	20.80
BAJFINANCE	30-Dec-21	CE	7,000	13,852	122,742	82.40
INFY	30-Dec-21	CE	1,840	21,637	121,227	32.00
JUBLFOOD	30-Dec-21	CE	3,600	23,858	109,299	54.40

Top 5 Contract Future Volumes

Stock	Expiry Date	No of Contracts traded	Current Cash Volume	Cash Delivery %
RELIANCE	30-Dec-21	27,516	2,364,993	5649.0%
INFY	30-Dec-21	25,548	2,253,794	5480.0%
TATASTEEL	30-Dec-21	19,680	1,226,564	2654.0%
ICICIBANK	30-Dec-21	17,041	5,810,585	5814.0%
TCS	30-Dec-21	16,915	1,107,607	6178.0%

Bottom 5 Contract Future Volumes

Stock	Expiry Date	No of Contracts traded	Current Cash Volume	Cash Delivery %
IDEA	30-Dec-21	94	35,410,528	3214.0%
IBULHSGFIN	30-Dec-21	222	2,269,059	2237.0%
ASTRAL	30-Dec-21	247	66,890	4366.0%
ESCORTS	30-Dec-21	258	256,296	6099.0%
ALKEM	30-Dec-21	266	106,205	8485.0%

DAILY DIGEST

SUPPORT / RESISTANCE LEVEL

Company Name	Closing Price	S3	S2	S1	Pivot	R1	R2	R3
ACC	2150.80	2105.35	2120.50	2135.65	2156.30	2171.45	2207.25	2243.05
Adani Ports	731.30	710.20	717.23	724.27	735.88	742.92	761.57	780.22
Ambuja Cements	369.40	359.50	362.80	366.10	368.30	371.60	377.10	382.60
Asian Paints	3267.90	3192.10	3217.37	3242.63	3275.27	3300.53	3358.43	3416.33
Aurobindo Pharma	723.10	708.60	713.43	718.27	722.48	727.32	736.37	745.42
Axis Bank	678.80	660.70	666.73	672.77	678.63	684.67	696.57	708.47
Bajaj Auto	3174.10	3085.05	3114.73	3144.42	3167.68	3197.37	3250.32	3303.27
Bank Of Baroda	81.20	78.40	79.33	80.27	81.13	82.07	83.87	85.67
Bharti Airtel	678.75	662.00	667.58	673.17	681.08	686.67	700.17	713.67
Indus Tower	253.55	242.80	246.38	249.97	253.73	257.32	264.67	272.02
BHEL	58.85	57.75	58.12	58.48	59.02	59.38	60.28	61.18
Bosch	16857.60	16101.00	16353.20	16605.40	16752.20	17004.40	17403.40	17802.40
BPCL	377.35	365.75	369.62	373.48	375.87	379.73	385.98	392.23
Cipla	909.75	870.00	883.25	896.50	904.50	917.75	939.00	960.25
Coal India	147.70	144.05	145.27	146.48	147.22	148.43	150.38	152.33
Dr. Reddy'S Lab	4694.80	4610.20	4638.40	4666.60	4683.30	4711.50	4756.40	4801.30
Eicher Motors	2480.25	2436.55	2451.12	2465.68	2484.82	2499.38	2533.08	2566.78
Gail	132.85	127.90	129.55	131.20	132.30	133.95	136.70	139.45
Grasim	1659.60	1602.40	1621.47	1640.53	1655.22	1674.28	1708.03	1741.78
HCL Technologies	1227.45	1200.50	1209.48	1218.47	1224.58	1233.57	1248.67	1263.77
HDFC	2571.15	2504.70	2526.85	2549.00	2565.50	2587.65	2626.30	2664.95
HDFC Bank	1444.10	1415.90	1425.30	1434.70	1446.25	1455.65	1476.60	1497.55
Hero Motocorp	2392.70	2302.00	2332.23	2362.47	2382.73	2412.97	2463.47	2513.97
Hindalco	461.30	450.15	453.87	457.58	463.02	466.73	475.88	485.03
HUL	2300.65	2244.20	2263.02	2281.83	2293.42	2312.23	2342.63	2373.03
ICICI Bank	731.30	716.40	721.37	726.33	732.92	737.88	749.43	760.98
Idea	13.80	13.20	13.40	13.60	13.90	14.10	14.60	15.10
Indusind Bank	871.10	854.00	859.70	865.40	874.70	880.40	895.40	910.40
Infosys	1857.60	1792.40	1814.13	1835.87	1848.73	1870.47	1905.07	1939.67
ITC	217.30	207.95	211.07	214.18	216.32	219.43	224.68	229.93
Kotak Mahindra Bank	1775.60	1746.00	1755.87	1765.73	1777.22	1787.08	1808.43	1829.78
L&T	1878.45	1836.35	1850.38	1864.42	1876.13	1890.17	1915.92	1941.67
Lupin	912.45	883.40	893.08	902.77	908.43	918.12	933.47	948.82
M&M	826.85	811.70	816.75	821.80	827.80	832.85	843.90	854.95
Maruti Suzuki India	7387.15	7210.00	7269.05	7328.10	7414.05	7473.10	7618.10	7763.10
NTPC	124.55	120.20	121.65	123.10	124.25	125.70	128.30	130.90
ONGC	140.50	133.30	135.70	138.10	139.55	141.95	145.80	149.65
Power Grid	208.35	194.50	199.12	203.73	206.67	211.28	218.83	226.38
RIL	2365.25	2336.10	2345.82	2355.53	2367.77	2377.48	2399.43	2421.38
SBI	461.80	450.50	454.27	458.03	461.52	465.28	472.53	479.78
Sun Pharma	792.45	776.05	781.52	786.98	795.47	800.93	814.88	828.83
Tata Motors	472.35	463.90	466.72	469.53	473.77	476.58	483.63	490.68
Tata Motors DVR	233.30	223.65	226.87	230.08	231.97	235.18	240.28	245.38
Tata Power	218.05	213.65	215.12	216.58	218.92	220.38	224.18	227.98
Tata Steel	1127.65	1093.60	1104.95	1116.30	1131.55	1142.90	1169.50	1196.10
TCS	3662.70	3589.50	3613.90	3638.30	3654.40	3678.80	3719.30	3759.80
Tech Mahindra	1683.80	1637.20	1652.73	1668.27	1679.68	1695.22	1722.17	1749.12
Ultratech	7340.60	7165.10	7223.60	7282.10	7358.45	7416.95	7551.80	7686.65
Wipro	694.55	676.20	682.32	688.43	695.22	701.33	714.23	727.13
Yes Bank	13.55	13.15	13.28	13.42	13.63	13.77	14.12	14.47
Zee Entertainment	338.15	313.30	321.58	329.87	343.53	351.82	373.77	395.72

Disclaimer

For private circulation only

Website: www.dealmoneyonline.in

DISCLAIMER : SEBI Research Analyst Registration No: INH000002319 For any grievance mail at compliance@dealmoney.in

Dealmoney Securities Private Limited (hereinafter referred to as "Dealmoney") is a registered Member of National Stock Exchange of India Limited, Bombay Stock Exchange Limited and MCX Stock Exchange Limited. Dealmoney is also registered as a Depository Participant with CDSL. Dealmoney is in the process of making an application with SEBI for registering it as a Research Entity in terms of SEBI (Research Analyst) Regulations, 2014. Dealmoney or its associates has not been debarred/ suspended by SEBI or any other regulatory authority for accessing /dealing in securities Market and no material disciplinary action has been taken by SEBI/other regulatory authorities impacting Dealmoney's Equity Research Analysis. Dealmoney or its associates/ analyst including its relatives do not hold any actual/beneficial ownership of more than 1% in the company/ies covered by Analyst (hereinafter referred to as "Subject Company/ies"). Dealmoney or its associates/analyst including its relatives may hold financial interest in the company/ies covered by Analyst (hereinafter referred to as "Subject Company/ies"). Dealmoney or its associates/ analysts or his/her relative does not receive any compensation or other benefits from the subject company/ies mentioned in this research report (hereinafter referred to as "Report") or from a third party in connection with preparation of the report. Accordingly, Dealmoney or its associates/analyst or his/her relative does not have any other material conflict of interest at the time of publication of the Report.

Research analyst/s engaged in preparation of the Report, has not received any compensation / managed or co-managed public offering of securities of the subject company/ies / has not received compensation for investment banking or merchant banking or brokerage services from the subject company/ies / has not received compensation for products or services other than investment banking or merchant banking or brokerage services from the subject company/ies / has not received compensation or other benefits from the subject company/ies or third party in connection with the Report of the subject company/ies during the past twelve months / has not served as an officer, director or employee of subject Company/ies and is not engaged in market making activity of the subject Company/ies.

Dealmoney group companies provides finance related product services like distribution of financial products and as such is a provider of many services like loans, mutual funds, tax & trust planning etc. mentioned in this brochure. And hence, Dealmoney do not warranty / guarantee about performance of any products and customer servicing w.r.t third party products per se.

Third party products are subject to code of conduct to be adhered to by the representatives of Dealmoney and Dealmoney is not responsible for the losses, whether actual or notional incurred by any investor. Services assured and expected may vary from actual service and Dealmoney does not guarantee about the quality of services. Investments in securities and commodities are subject to market and other risks and there is no assurance or guarantee that the objectives of any of the Investments/Schemes/product would be achieved. Past performances are only indicative and returns are not assured and guaranteed by Dealmoney group companies. The price, value of and income from any of the securities or financial instruments mentioned in this report can fall as well as rise. The value of securities and financial instruments is subject to exchange rate fluctuation that may have a positive or adverse effect on the price or income of such securities or financial instruments.

Reports on technical and derivative analysis are based on studying charts of a stock's price movement, outstanding positions and trading volume as opposed to focussing on a company's fundamentals and as such, may not match with a report on a company's fundamentals. The opinions expressed in the Report are our current opinions as of the date of this report and may be subject to change from time to time without notice. Dealmoney or any persons connected with it do not accept any liability arising from use of this material/document/Report.

Information/ opinion conveyed through this material/document/Report are strictly meant for the registered Clients of Dealmoney group of Companies of the respective segments. This information is not intended for distribution to, or use by, any person or entity in any jurisdiction or country where such distribution or use would be contrary to law or regulation or which would subject Dealmoney or its affiliates to any registration requirement within such jurisdiction or country. This information does not constitute an offer to sell or a solicitation of an offer to buy any financial products to any person in any jurisdiction where it is unlawful to make such an offer or solicitation. No part of this material may be duplicated in whole or in part in any form and / or redistributed without the prior written consent of Dealmoney. This material/document/Report is being supplied to you solely for your information, and its contents, information or data may not be reproduced, redistributed or passed on directly or indirectly.

Recipients of the Report shall always independently verify reliability and suitability of the Report and opinions before investing.

For Company details, please visit our website www.dealmoneyonline.com

For research related query, write to us at research@dealmoney.in