

December 27, 2021

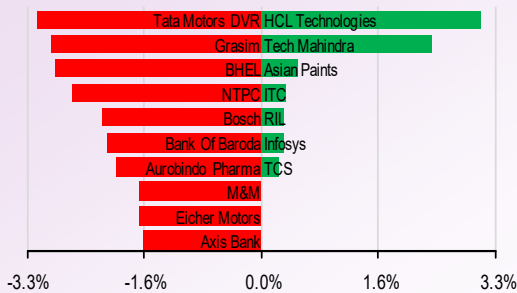
NIFTY TO TRADE BETWEEN 16900-17150

The index found an hurdle at 17150 which shall also play a crucial resistance area above which 17350-400 looks possible on the higher side. On the flip side, if index starts trading below 17000 then it could possibly drift lower to 16750 & 16500 later.

TRADERS COMMENT

Benchmark index opened gaped up, market didn't sustained and felled in second half, closed in red. Nifty ended lower by -68.85 points or -0.40% at 17003.20 level.

NIFTY MOVERS & SHAKERS



TOP 5 SECTOR MOVERS

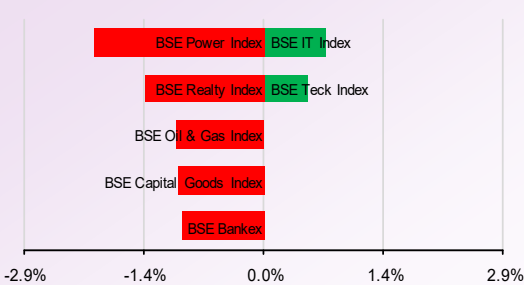
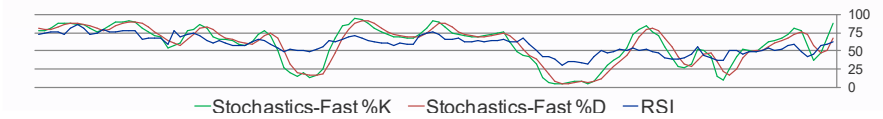
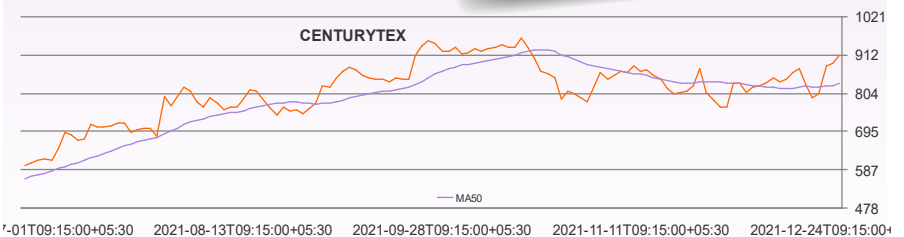


Chart of the Day CENTURYTEX Buy Above 915

The stock has registered abullish breakout from a more than a month old consolidation and hence we recommend a BUY above 915 for the targets at 946 maintaining a stoploss at 895



Technical call of the Day WHIRLPOOL Sell Below 1750

The stock has breached its pat three sessions lower range and hence indicates a sharp downside. We initiate a sell below 1750 for the targets at 1703 and stop-loss is to be maintained at 1775.

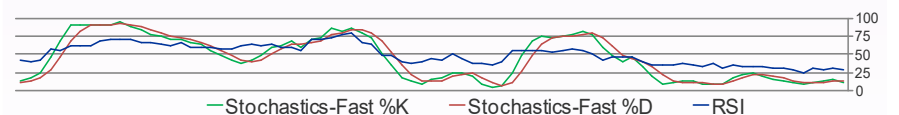
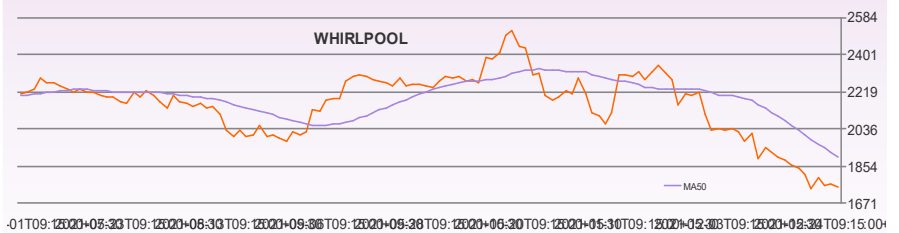


Chart of the Day
Buy: CENTURYTEX CMP:
Technical Call of the Day
Sell WHIRLPOOL CMP:1753.0

We are also available on:



E-mail : research@dealmoney.in
www.dealmoneyonline.com

STOCKS TRADING IN POSITIVE ZONE: HCLTECH, COFORGE
STOCKS TRADING IN NEGATIVE ZONE: GAIL, SUNTV.

- Asian Granito India (AGL):** It is planning to launch one of the World's largest Tiles showroom in India's Tiles hub - Morbi, Gujarat. The showroom is conceptualised in 1.5 lakh square feet area and aims to showcase AGL Group's production, technological excellence at one place.

CMP:	149.2
P/E(ttm):	11.3
Impact	Positive
- Surya Roshni:** It has obtained order amounted to Rs 124.35 crore (excluding GST) for supply of API 3LPE Coated Pipes for LPG Pipeline Project to IHB, a Joint Venture of Indianoil, Hindustan Petroleum & Bharat Petroleum.

CMP:	625.9
P/E(ttm):	30.4
Impact	Positive
- Allcargo Logistics:** Its Board of Directors has approved the demerger of CFS/ICD business into Allcargo Terminals and demerger of equipment rental, logistics parks and other real estate assets into TransIndia Realty & Logistics Parks (TransIndia).

CMP:	375.9
P/E(ttm):	10.2
Impact	Positive
- Century Plyboards (India):** It is all set to set up a new integrated wood panel manufacturing plant in YSR Kadapa district in Andhra Pradesh. CenturyPly's plant, proposed to be its largest globally and will transform the business scenario in the region. The company will invest Rs 800 crore in the first phase of a planned project investment of Rs 1600 crore leading to direct and indirect employment of 2000 and 4000 people.

CMP:	582.7
P/E(ttm):	44.6
Impact	Positive
- Bajaj Consumer Care:** It has launched a new Product 'Bajaj Sarso Amla Oil' on December 24, 2021. The category of the product is Hair Care which will cater to domestic market.

CMP:	198.3
P/E(ttm):	44.0
Impact	Positive

ttm = trailing twelve months

Economic Snapshot

- Expressing cautiousness, the Federation of Indian Export Organisations (FIEO) has said it will aim for \$460-475 billion exports in the next fiscal year, taking a conservative approach, due to emergence of new variants of coronavirus and the existing supply side challenges. FIEO President A Sakthivel said during 2021-22, exports are expected to reach \$400 billion.
- Jayant Sinha, Chairperson, Parliament Standing Committee on Finance, has said that the government is working to bring changes in the GST Act and other public platforms so that companies can utilise data to grow big in size and scale. He mentioned 'Public platforms such as UPI and Aadhaar are very important platforms. Even then, for us to leapfrog, we have to do more in terms of public platforms.'



I-SOT

INTRADAY STOCK TRADING

FREQUENCY	ALLOCATION	DURATION	RISK
4 calls a Day	Average Daily Premium of Rs.50,000	Intraday	High Risk

SALIENT FEATURES:

- 👍 Fixed time for call generation – 2 calls at 9:30am and 2 calls @ 12:00pm
- 👍 High Risk – High Returns product
- 👍 Focused product for Intraday Derivative Traders
- 👍 Daily 4 calls to gain from intraday momentum
- 👍 High beta Midcap and Large cap F&O stocks for better entry and exit.

DAILY DIGEST

DERIVATIVES

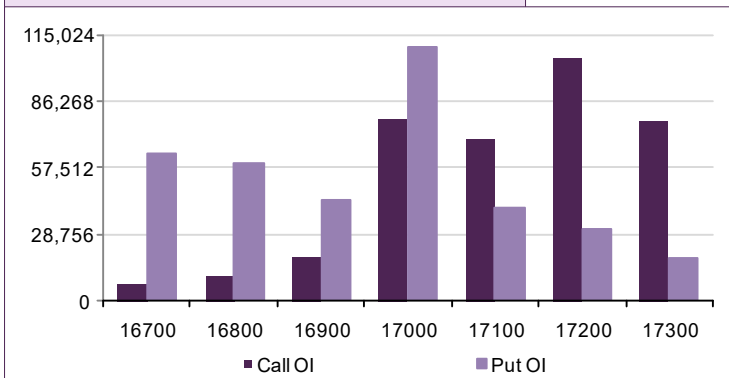
Open Interest Gainers

Stock	Open Interest (contracts)	OI Change (%)	Price (Rs.)	Price change (%)
FSL	6,936,800	10.2%	184.00	4.9%
MPHASIS	1,487,525	4.2%	3229.15	0.9%
VOLTAS	2,217,000	2.0%	1193.30	-1.3%
MFSL	1,426,750	0.5%	949.50	-1.7%
POWERGRID	21,529,321	0.0%	205.20	-1.6%

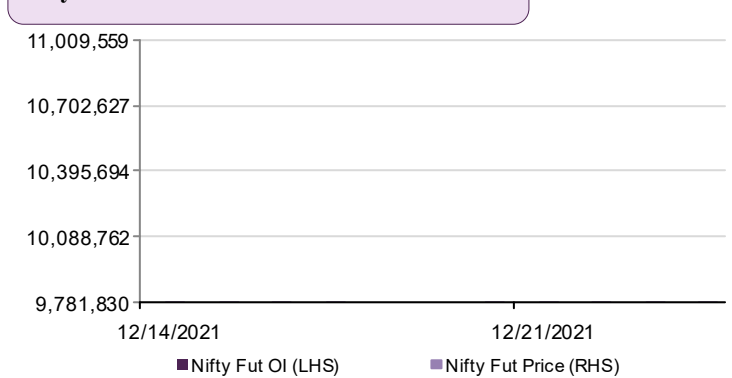
Open Interest Losers

Stock	Open Interest (contracts)	OI Change (%)	Price (Rs.)	Price change (%)
GRASIM	4,454,550	-58.4%	1612.80	-3.0%
ADANIPORTS	34,647,500	-22.5%	722.35	-1.5%
UPL	14,926,600	-20.7%	748.15	-1.1%
SUNPHARMA	22,464,400	-19.5%	784.95	-1.0%
L&TFH	46,886,696	-16.3%	76.95	-7.2%

Nifty Option OI Distribution



Nifty OI Vs Futures Price



Top 5 Traded Stock Futures

Stock	Expiry Date	No of contracts traded	Contract value (Rs. Lacs)	LTP
RELIANCE	30-Dec-21	34,096	201,484	2374
HCLTECH	30-Dec-21	21,441	189,723	1265
ICICIBANK	30-Dec-21	17,313	172,952	729
GRASIM	30-Dec-21	15,953	121,914	1613
TATAMOTORS	30-Dec-21	8,223	109,293	469

Top 5 Traded Stock Options

Stock	Expiry Date	Option Type	Strike price	No of contracts traded	Contract value (Rs. Lacs)	LTP
HCLTECH	30-Dec-21	CE	1,300	14,521	132,874	5.95
ITC	30-Dec-21	CE	220	18,274	129,976	1.80
HCLTECH	30-Dec-21	CE	1,280	12,043	108,916	10.75
HCLTECH	30-Dec-21	CE	1,260	11,728	104,945	18.65
HINDUNILVR	30-Dec-21	CE	2,300	13,929	97,053	20.90

Top 5 Contract Future Volumes

Stock	Expiry Date	No of Contracts traded	Current Cash Volume	Cash Delivery %
RELIANCE	30-Dec-21	34,096	1,160,672	3189.0%
HCLTECH	30-Dec-21	21,441	7,541,986	4728.0%
INFY	30-Dec-21	18,792	1,799,119	4759.0%
TCS	30-Dec-21	17,845	1,156,092	5231.0%
ICICIBANK	30-Dec-21	17,313	4,489,317	5101.0%

Bottom 5 Contract Future Volumes

Stock	Expiry Date	No of Contracts traded	Current Cash Volume	Cash Delivery %
GSPL	30-Dec-21	185	343,614	6682.0%
IBULHSGFIN	30-Dec-21	189	2,295,971	2456.0%
ESCORTS	30-Dec-21	243	227,176	5840.0%
ATUL	30-Dec-21	298	9,080	4465.0%
ABBOTINDIA	30-Dec-21	320	2,213	3811.0%

DAILY DIGEST

SUPPORT / RESISTANCE LEVEL

Company Name	Closing Price	S3	S2	S1	Pivot	R1	R2	R3
ACC	2126.05	2063.00	2084.02	2105.03	2133.52	2154.53	2204.03	2253.53
Adani Ports	722.40	691.90	702.07	712.23	723.57	733.73	755.23	776.73
Ambuja Cements	367.90	355.60	359.70	363.80	367.30	371.40	379.00	386.60
Asian Paints	3284.80	3222.00	3242.93	3263.87	3281.93	3302.87	3341.87	3380.87
Aurobindo Pharma	708.45	684.30	692.35	700.40	713.15	721.20	742.00	762.80
Axis Bank	667.50	642.90	651.10	659.30	670.65	678.85	698.40	717.95
Bajaj Auto	3152.05	3075.00	3100.68	3126.37	3160.68	3186.37	3246.37	3306.37
Bank Of Baroda	79.45	76.05	77.18	78.32	79.98	81.12	83.92	86.72
Bharti Airtel	677.05	662.45	667.32	672.18	677.52	682.38	692.58	702.78
Indus Tower	249.80	241.40	244.20	247.00	251.00	253.80	260.60	267.40
BHEL	57.15	54.55	55.42	56.28	57.77	58.63	60.98	63.33
Bosch	16483.90	15920.40	16108.23	16296.07	16598.03	16785.87	17275.67	17765.47
BPCL	372.15	361.40	364.98	368.57	373.88	377.47	386.37	395.27
Cipla	908.30	890.70	896.57	902.43	907.67	913.53	924.63	935.73
Coal India	145.90	142.65	143.73	144.82	146.48	147.57	150.32	153.07
Dr. Reddy'S Lab	4638.65	4492.00	4540.88	4589.77	4659.88	4708.77	4827.77	4946.77
Eicher Motors	2437.90	2359.75	2385.80	2411.85	2458.30	2484.35	2556.85	2629.35
Gail	130.85	125.25	127.12	128.98	131.57	133.43	137.88	142.33
Grasim	1610.90	1522.50	1551.97	1581.43	1624.72	1654.18	1726.93	1799.68
HCL Technologies	1265.20	1208.50	1227.40	1246.30	1265.05	1283.95	1321.60	1359.25
HDFC	2534.55	2466.00	2488.85	2511.70	2548.35	2571.20	2630.70	2690.20
HDFC Bank	1438.90	1404.00	1415.63	1427.27	1439.63	1451.27	1475.27	1499.27
Hero Motocorp	2392.45	2340.20	2357.62	2375.03	2394.02	2411.43	2447.83	2484.23
Hindalco	458.90	441.30	447.17	453.03	458.72	464.58	476.13	487.68
HUL	2296.95	2253.60	2268.05	2282.50	2297.75	2312.20	2341.90	2371.60
ICICI Bank	727.10	705.30	712.57	719.83	726.87	734.13	748.43	762.73
Idea	13.65	12.70	13.02	13.33	13.72	14.03	14.73	15.43
Indusind Bank	861.15	814.80	830.25	845.70	862.25	877.70	909.70	941.70
Infosys	1863.50	1832.25	1842.67	1853.08	1864.42	1874.83	1896.58	1918.33
ITC	218.00	212.45	214.30	216.15	218.30	220.15	224.15	228.15
Kotak Mahindra Bank	1748.40	1680.00	1702.80	1725.60	1752.80	1775.60	1825.60	1875.60
L&T	1859.40	1811.25	1827.30	1843.35	1866.05	1882.10	1920.85	1959.60
Lupin	897.75	865.50	876.25	887.00	906.35	917.10	947.20	977.30
M&M	812.65	783.95	793.52	803.08	817.57	827.13	851.18	875.23
Maruti Suzuki India	7317.10	7054.45	7142.00	7229.55	7339.70	7427.25	7624.95	7822.65
NTPC	121.25	116.80	118.28	119.77	122.38	123.87	127.97	132.07
ONGC	138.50	132.80	134.70	136.60	139.10	141.00	145.40	149.80
Power Grid	205.40	201.00	202.47	203.93	206.32	207.78	211.63	215.48
RIL	2372.80	2283.10	2313.00	2342.90	2367.45	2397.35	2451.80	2506.25
SBI	456.95	440.80	446.18	451.57	457.58	462.97	474.37	485.77
Sun Pharma	785.40	760.40	768.73	777.07	785.93	794.27	811.47	828.67
Tata Motors	467.60	445.10	452.60	460.10	467.50	475.00	489.90	504.80
Tata Motors DVR	225.95	211.05	216.02	220.98	227.57	232.53	244.08	255.63
Tata Power	216.80	208.85	211.50	214.15	216.80	219.45	224.75	230.05
Tata Steel	1115.45	1074.25	1087.98	1101.72	1117.58	1131.32	1160.92	1190.52
TCS	3670.90	3584.60	3613.37	3642.13	3673.57	3702.33	3762.53	3822.73
Tech Mahindra	1723.80	1625.50	1658.27	1691.03	1713.12	1745.88	1800.73	1855.58
Ultratech	7224.80	6953.80	7044.13	7134.47	7292.23	7382.57	7630.67	7878.77
Wipro	698.45	677.90	684.75	691.60	697.00	703.85	716.10	728.35
Yes Bank	13.25	12.65	12.85	13.05	13.35	13.55	14.05	14.55
Zee Entertainment	331.80	318.10	322.67	327.23	334.62	339.18	351.13	363.08

Disclaimer

For private circulation only

Website: www.dealmoneyonline.in

DISCLAIMER : SEBI Research Analyst Registration No: INH000002319 For any grievance mail at compliance@dealmoney.in

Dealmoney Securities Private Limited (hereinafter referred to as "Dealmoney") is a registered Member of National Stock Exchange of India Limited, Bombay Stock Exchange Limited and MCX Stock Exchange Limited. Dealmoney is also registered as a Depository Participant with CDSL. Dealmoney is in the process of making an application with SEBI for registering it as a Research Entity in terms of SEBI (Research Analyst) Regulations, 2014. Dealmoney or its associates has not been debarred/ suspended by SEBI or any other regulatory authority for accessing /dealing in securities Market and no material disciplinary action has been taken by SEBI/other regulatory authorities impacting Dealmoney's Equity Research Analysis. Dealmoney or its associates/ analyst including its relatives do not hold any actual/beneficial ownership of more than 1% in the company/ies covered by Analyst (hereinafter referred to as "Subject Company/ies"). Dealmoney or its associates/analyst including its relatives may hold financial interest in the company/ies covered by Analyst (hereinafter referred to as "Subject Company/ies"). Dealmoney or its associates/ analysts or his/her relative does not receive any compensation or other benefits from the subject company/ies mentioned in this research report (hereinafter referred to as "Report") or from a third party in connection with preparation of the report. Accordingly, Dealmoney or its associates/analyst or his/her relative does not have any other material conflict of interest at the time of publication of the Report.

Research analyst/s engaged in preparation of the Report, has not received any compensation / managed or co-managed public offering of securities of the subject company/ies / has not received compensation for investment banking or merchant banking or brokerage services from the subject company/ies / has not received compensation for products or services other than investment banking or merchant banking or brokerage services from the subject company/ies / has not received compensation or other benefits from the subject company/ies or third party in connection with the Report of the subject company/ies during the past twelve months / has not served as an officer, director or employee of subject Company/ies and is not engaged in market making activity of the subject Company/ies.

Dealmoney group companies provides finance related product services like distribution of financial products and as such is a provider of many services like loans, mutual funds, tax & trust planning etc. mentioned in this brochure. And hence, Dealmoney do not warranty / guarantee about performance of any products and customer servicing w.r.t third party products per se.

Third party products are subject to code of conduct to be adhered to by the representatives of Dealmoney and Dealmoney is not responsible for the losses, whether actual or notional incurred by any investor. Services assured and expected may vary from actual service and Dealmoney does not guarantee about the quality of services. Investments in securities and commodities are subject to market and other risks and there is no assurance or guarantee that the objectives of any of the Investments/Schemes/product would be achieved. Past performances are only indicative and returns are not assured and guaranteed by Dealmoney group companies. The price, value of and income from any of the securities or financial instruments mentioned in this report can fall as well as rise. The value of securities and financial instruments is subject to exchange rate fluctuation that may have a positive or adverse effect on the price or income of such securities or financial instruments.

Reports on technical and derivative analysis are based on studying charts of a stock's price movement, outstanding positions and trading volume as opposed to focussing on a company's fundamentals and as such, may not match with a report on a company's fundamentals. The opinions expressed in the Report are our current opinions as of the date of this report and may be subject to change from time to time without notice. Dealmoney or any persons connected with it do not accept any liability arising from use of this material/document/Report.

Information/ opinion conveyed through this material/document/Report are strictly meant for the registered Clients of Dealmoney group of Companies of the respective segments. This information is not intended for distribution to, or use by, any person or entity in any jurisdiction or country where such distribution or use would be contrary to law or regulation or which would subject Dealmoney or its affiliates to any registration requirement within such jurisdiction or country. This information does not constitute an offer to sell or a solicitation of an offer to buy any financial products to any person in any jurisdiction where it is unlawful to make such an offer or solicitation. No part of this material may be duplicated in whole or in part in any form and / or redistributed without the prior written consent of Dealmoney. This material/document/Report is being supplied to you solely for your information, and its contents, information or data may not be reproduced, redistributed or passed on directly or indirectly.

Recipients of the Report shall always independently verify reliability and suitability of the Report and opinions before investing.

For Company details, please visit our website www.dealmoneyonline.com

For research related query, write to us at research@dealmoney.in