

December 29, 2021

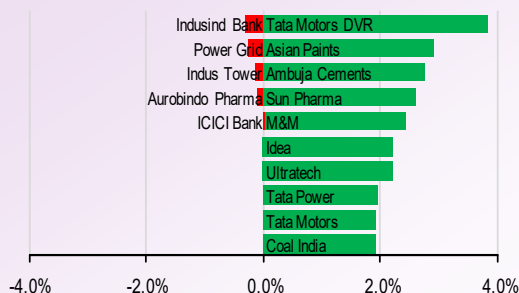
NIFTY TO TRADE BETWEEN 17000-17350

NIFTY50, breached its intermediate top present at 17156 that confirms a pattern of higher tops and bottom in place and hence indicates further upside towards 17325-350 kind of levels in the sessions ahead. On the lower side, 17180-150 should provide an immediate support below which the index might test 17000-950.

TRADERS COMMENT

Benchmark index opened gaped up, market sustained and rose in second half, closed in green. Nifty ended higher by +147 points or +0.86% at 17233.25 level.

NIFTY MOVERS & SHAKERS



TOP 5 SECTOR MOVERS

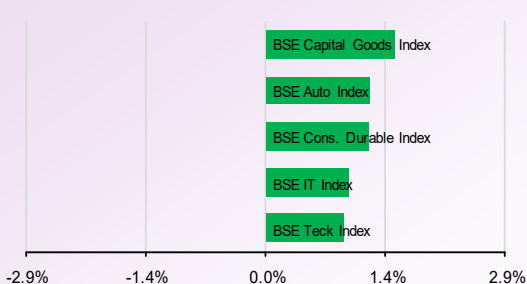
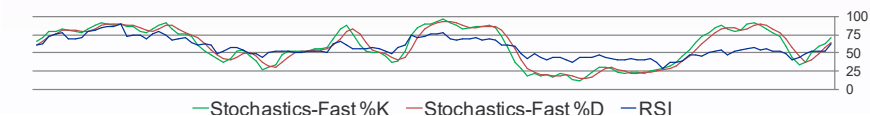
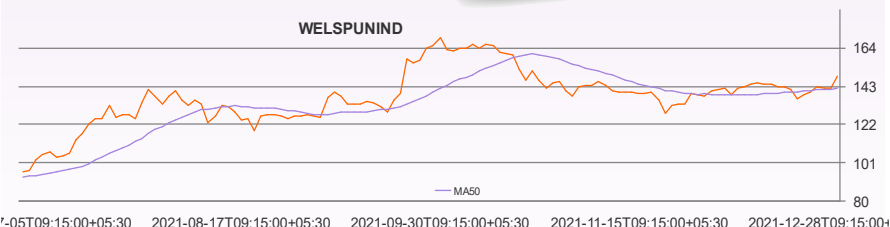


Chart of the Day WELSPUNIND Buy Above: 149

The stock has registered a Bullish flag breakout on daily scales and hence we recommend a BUY above 149 for the targets at 157 maintaining a stoploss at 147.



Technical call of the Day DEEPAKNTN Buy above 2445

The stock has registered a more than two months old range breakout and hence indicates a sharp upside. We initiate a Buy above 2445 for the targets at 2490 and stoploss is to be maintained at 2400.

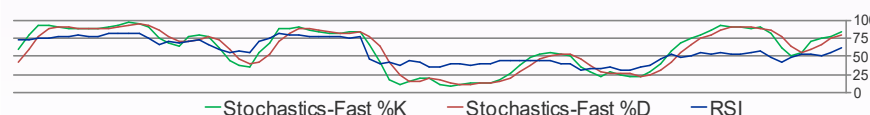
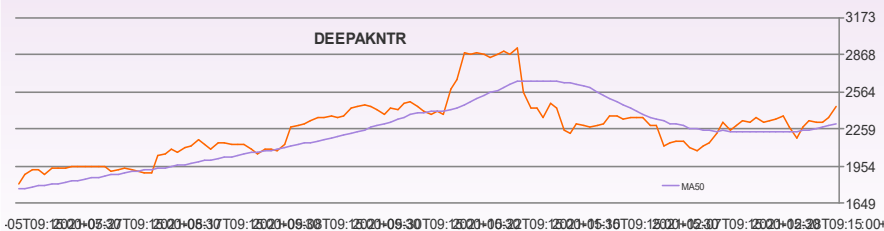


Chart of the Day
Buy: WELSPUNIND CMP:

Technical Call of the Day
Buy: DEEPAKNTN CMP:2442.3

We are also available on:



E-mail : research@dealmoney.in
www.dealmoneyonline.com

STOCKS TRADING IN POSITIVE ZONE: OIL, HINDCOPPER
STOCKS TRADING IN NEGATIVE ZONE: AUBANK, TRENT

- Gujarat Fluorochemicals:** It has incorporated two wholly owned Subsidiary Companies. The names of Subsidiary Companies are GFCL Solar and Green Hydrogen Products and Gujarat Fluorochemicals FZE.

CMP:	2374.4
P/E(ttm):	180.4
Impact	Positive
- Cipla:** It has been granted Emergency Use Authorisation (EUA) permission by the Drug Controller General of India (DCGI) for the launch of Molnupiravir in the country. The company plans to launch Molnupiravir under the brand name Cipmolnu. Molnupiravir is the first oral antiviral approved by the UK Medicines and Health-care products Regulatory Agency (MHRA) for the treatment of mild-to-moderate COVID-19

CMP:	933.3
P/E(ttm):	45.4
Impact	Positive
- Shyam Metalics and Energy:** It has received 'Consent to Operate' (CTO) from State Pollution Control Board, Odisha to increase captive power generation at its Sambalpur unit. Following the clearances, the capacity at the unit will increase from 118 MW to 158 MW. Across its units at Sambalpur, Jamuria & Mangalpur, the aggregate capacity will grow from 227 MW to 267 MW representing a 17.6% increase

CMP:	344.5
P/E(ttm):	9.3
Impact	Positive
- Bharti Airtel:** Company with Tata Consultancy Services (TCS) have joined hands to build a 5G-based remote working technology using robotics. Both the companies are currently running the trials in Airtel's 5G lab at Manesar, Haryana. These solutions will enable remote robotic operations in potentially hazardous environments like mining, oil & gas fields etc.

CMP:	680.1
P/E(ttm):	52.0
Impact	Positive
- Meghmani Organics (MOL):** It has completed an acquisition of Kilburn Chemicals (KCL). MOL paid Rs 132 crore (including Rs 12.15 crore towards equity subscription) as per the National Company Law Tribunal (NCLT) approved resolution plan dated December 16, 2021.

CMP:	111.9
P/E(ttm):	24.8
Impact	Positive

ttm = trailing twelve months

Economic Snapshot

- In order to substitute India's petroleum imports, Union minister Nitin Gadkari said the government has advised automobile makers to start manufacturing flex-fuel vehicles and flex-fuel strong hybrid electric vehicles complying with BS-VI emission norms within six months.
- The Department of Telecommunications (DoT) has said commercial 5G services will be rolled out in selected cities in India in 2022. The cities which are set to get the 5G telecom services in 2022 include Gurugram, Bangalore, Kolkata, Mumbai, Chandigarh, Delhi, Jamnagar, Ahmadabad, Chennai, Hyderabad, Lucknow, Pune, and Gandhinagar.



I-SOT

INTRADAY STOCK TRADING

FREQUENCY	ALLOCATION	DURATION	RISK
4 calls a Day	Average Daily Premium of Rs.50,000	Intraday	High Risk

SALIENT FEATURES:

- 👍 Fixed time for call generation – 2 calls at 9:30am and 2 calls @ 12:00pm
- 👍 High Risk – High Returns product
- 👍 Focused product for Intraday Derivative Traders
- 👍 Daily 4 calls to gain from intraday momentum
- 👍 High beta Midcap and Large cap F&O stocks for better entry and exit.

DAILY DIGEST

DERIVATIVES

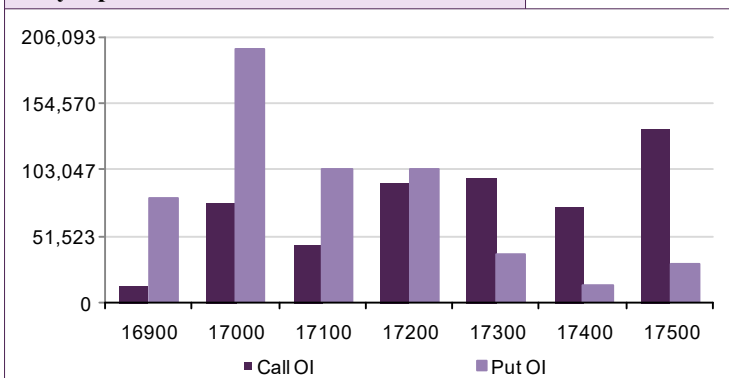
Open Interest Gainers

Stock	Open Interest (contracts)	OI Change (%)	Price (Rs.)	Price change (%)
TVSMOTOR	5,868,800	202.0%	612.60	0.7%
SIEMENS	1,258,125	187.2%	2409.20	2.0%
MUTHOOTFIN	1,998,375	181.4%	1497.05	0.3%
POWERGRID	19,108,139	173.5%	204.50	-0.8%
JKCEMENT	164,850	164.6%	3363.50	-0.1%

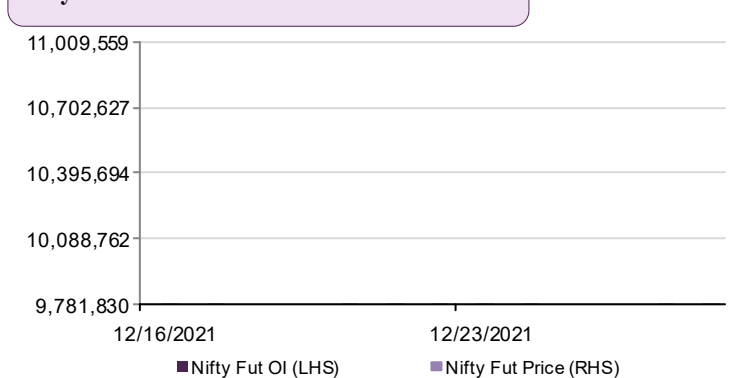
Open Interest Losers

Stock	Open Interest (contracts)	OI Change (%)	Price (Rs.)	Price change (%)
TVSMOTOR	2,921,800	-55.5%	612.20	0.7%
SUNTV	2,641,500	-55.3%	492.00	0.4%
SIEMENS	698,225	-55.0%	2407.05	2.0%
MARUTI	754,300	-52.2%	7291.25	0.1%
MANAPPURAM	5,934,000	-52.0%	166.50	0.7%

Nifty Option OI Distribution



Nifty OI Vs Futures Price



Top 5 Traded Stock Futures

Stock	Expiry Date	No of contracts traded	Contract value (Rs. Lacs)	LTP
RELIANCE	30-Dec-21	48,947	292,074	2403
RELIANCE	27-Jan-22	44,061	263,959	2412
ICICIBANK	30-Dec-21	22,050	223,894	738
BHARTIARTL	30-Dec-21	16,160	207,363	681
ICICIBANK	27-Jan-22	19,953	203,279	740

Top 5 Traded Stock Options

Stock	Expiry Date	Option Type	Strike price	No of contracts traded	Contract value (Rs. Lacs)	LTP
INFY	30-Dec-21	CE	1,900	26,772	153,250	6.60
BAJFINANCE	30-Dec-21	CE	7,000	15,318	134,951	35.55
LT	30-Dec-21	CE	1,900	12,106	133,261	14.45
DEEPAKNTR	30-Dec-21	CE	2,500	16,924	106,795	17.90
ICICIBANK	30-Dec-21	CE	740	9,801	100,525	4.90

Top 5 Contract Future Volumes

Stock	Expiry Date	No of Contracts traded	Current Cash Volume	Cash Delivery %
RELIANCE	30-Dec-21	48,947	1,230,092	4181.0%
INFY	30-Dec-21	32,700	2,012,911	6025.0%
TATASTEEL	30-Dec-21	31,148	1,134,146	3937.0%
TCS	30-Dec-21	27,715	917,903	6303.0%
ICICIBANK	30-Dec-21	22,050	13,277,660	7445.0%

Bottom 5 Contract Future Volumes

Stock	Expiry Date	No of Contracts traded	Current Cash Volume	Cash Delivery %
IBULHSGFIN	30-Dec-21	198	1,765,305	2276.0%
ATUL	30-Dec-21	286	4,900	3248.0%
GSPL	30-Dec-21	335	630,155	7344.0%
IDEA	30-Dec-21	411	43,439,137	2332.0%
ABBOTINDIA	30-Dec-21	532	5,984	4243.0%

NOTE: OI Gainers are for 27-Jan-2022 expiry; while OI Losers are for 30-Dec-2021 expiry.

DAILY DIGEST

SUPPORT / RESISTANCE LEVEL

Company Name	Closing Price	S3	S2	S1	Pivot	R1	R2	R3
ACC	2151.25	2116.30	2127.95	2139.60	2150.85	2162.50	2185.40	2208.30
Adani Ports	729.25	711.50	717.42	723.33	731.12	737.03	750.73	764.43
Ambuja Cements	380.20	356.20	364.20	372.20	376.70	384.70	397.20	409.70
Asian Paints	3368.20	3171.00	3236.73	3302.47	3338.73	3404.47	3506.47	3608.47
Aurobindo Pharma	725.25	705.00	711.75	718.50	725.55	732.30	746.10	759.90
Axis Bank	675.45	663.15	667.25	671.35	676.10	680.20	689.05	697.90
Bajaj Auto	3176.05	3112.45	3133.65	3154.85	3171.20	3192.40	3229.95	3267.50
Bank Of Baroda	80.90	79.00	79.63	80.27	80.73	81.37	82.47	83.57
Bharti Airtel	680.05	666.60	671.08	675.57	679.53	684.02	692.47	700.92
Indus Tower	247.65	243.20	244.68	246.17	247.73	249.22	252.27	255.32
BHEL	58.20	57.00	57.40	57.80	58.25	58.65	59.50	60.35
Bosch	16680.00	16260.00	16400.00	16540.00	16740.00	16880.00	17220.00	17560.00
BPCL	380.40	368.60	372.53	376.47	378.93	382.87	389.27	395.67
Cipla	933.30	909.80	917.63	925.47	930.88	938.72	951.97	965.22
Coal India	148.85	143.25	145.12	146.98	148.12	149.98	152.98	155.98
Dr. Reddy'S Lab	4743.80	4632.50	4669.60	4706.70	4740.15	4777.25	4847.80	4918.35
Eicher Motors	2480.40	2384.65	2416.57	2448.48	2483.92	2515.83	2583.18	2650.53
Gail	133.05	128.80	130.22	131.63	132.52	133.93	136.23	138.53
Grasim	1621.95	1584.60	1597.05	1609.50	1624.45	1636.90	1664.30	1691.70
HCL Technologies	1283.90	1251.00	1261.97	1272.93	1280.97	1291.93	1310.93	1329.93
HDFC	2565.35	2508.15	2527.22	2546.28	2567.07	2586.13	2625.98	2665.83
HDFC Bank	1460.80	1439.90	1446.87	1453.83	1460.37	1467.33	1480.83	1494.33
Hero Motocorp	2417.80	2366.80	2383.80	2400.80	2412.90	2429.90	2459.00	2488.10
Hindalco	458.15	446.45	450.35	454.25	456.70	460.60	466.95	473.30
HUL	2309.10	2277.10	2287.77	2298.43	2308.42	2319.08	2339.73	2360.38
ICICI Bank	735.80	722.55	726.97	731.38	736.92	741.33	751.28	761.23
Idea	13.75	13.00	13.25	13.50	13.75	14.00	14.50	15.00
Indusind Bank	852.65	824.45	833.85	843.25	854.50	863.90	884.55	905.20
Infosys	1888.00	1860.90	1869.93	1878.97	1887.43	1896.47	1913.97	1931.47
ITC	220.05	215.40	216.95	218.50	219.55	221.10	223.70	226.30
Kotak Mahindra Bank	1774.90	1741.40	1752.57	1763.73	1776.72	1787.88	1812.03	1836.18
L&T	1899.50	1835.20	1856.63	1878.07	1893.53	1914.97	1951.87	1988.77
Lupin	916.60	903.50	907.87	912.23	918.12	922.48	932.73	942.98
M&M	838.70	798.10	811.63	825.17	832.58	846.12	867.07	888.02
Maruti Suzuki India	7297.45	7151.20	7199.95	7248.70	7303.85	7352.60	7456.50	7560.40
NTPC	124.10	119.30	120.90	122.50	123.55	125.15	127.80	130.45
ONGC	139.50	136.50	137.50	138.50	139.50	140.50	142.50	144.50
Power Grid	205.60	197.95	200.50	203.05	205.85	208.40	213.75	219.10
RIL	2398.40	2341.25	2360.30	2379.35	2392.10	2411.15	2442.95	2474.75
SBI	461.20	455.20	457.20	459.20	461.05	463.05	466.90	470.75
Sun Pharma	815.10	768.50	784.03	799.57	809.73	825.27	850.97	876.67
Tata Motors	480.20	462.50	468.40	474.30	478.55	484.45	494.60	504.75
Tata Motors DVR	236.35	218.30	224.32	230.33	233.87	239.88	249.43	258.98
Tata Power	221.60	214.80	217.07	219.33	220.77	223.03	226.73	230.43
Tata Steel	1127.45	1112.50	1117.48	1122.47	1126.98	1131.97	1141.47	1150.97
TCS	3706.55	3662.70	3677.32	3691.93	3708.47	3723.08	3754.23	3785.38
Tech Mahindra	1806.10	1729.20	1754.83	1780.47	1801.73	1827.37	1874.27	1921.17
Ultratech	7406.10	7133.00	7224.03	7315.07	7366.03	7457.07	7599.07	7741.07
Wipro	705.45	695.60	698.88	702.17	704.83	708.12	714.07	720.02
Yes Bank	13.45	12.80	13.02	13.23	13.42	13.63	14.03	14.43
Zee Entertainment	321.50	308.60	312.90	317.20	321.30	325.60	334.00	342.40

Disclaimer

For private circulation only

Website: www.dealmoneyonline.in

DISCLAIMER : SEBI Research Analyst Registration No: INH000002319 For any grievance mail at compliance@dealmoney.in

Dealmoney Securities Private Limited (hereinafter referred to as "Dealmoney") is a registered Member of National Stock Exchange of India Limited, Bombay Stock Exchange Limited and MCX Stock Exchange Limited. Dealmoney is also registered as a Depository Participant with CDSL. Dealmoney is in the process of making an application with SEBI for registering it as a Research Entity in terms of SEBI (Research Analyst) Regulations, 2014. Dealmoney or its associates has not been debarred/ suspended by SEBI or any other regulatory authority for accessing /dealing in securities Market and no material disciplinary action has been taken by SEBI/other regulatory authorities impacting Dealmoney's Equity Research Analysis. Dealmoney or its associates/ analyst including its relatives do not hold any actual/beneficial ownership of more than 1% in the company/ies covered by Analyst (hereinafter referred to as "Subject Company/ies"). Dealmoney or its associates/analyst including its relatives may hold financial interest in the company/ies covered by Analyst (hereinafter referred to as "Subject Company/ies"). Dealmoney or its associates/ analysts or his/her relative does not receive any compensation or other benefits from the subject company/ies mentioned in this research report (hereinafter referred to as "Report") or from a third party in connection with preparation of the report. Accordingly, Dealmoney or its associates/analyst or his/her relative does not have any other material conflict of interest at the time of publication of the Report.

Research analyst/s engaged in preparation of the Report, has not received any compensation / managed or co-managed public offering of securities of the subject company/ies / has not received compensation for investment banking or merchant banking or brokerage services from the subject company/ies / has not received compensation for products or services other than investment banking or merchant banking or brokerage services from the subject company/ies / has not received compensation or other benefits from the subject company/ies or third party in connection with the Report of the subject company/ies during the past twelve months / has not served as an officer, director or employee of subject Company/ies and is not engaged in market making activity of the subject Company/ies.

Dealmoney group companies provides finance related product services like distribution of financial products and as such is a provider of many services like loans, mutual funds, tax & trust planning etc. mentioned in this brochure. And hence, Dealmoney do not warranty / guarantee about performance of any products and customer servicing w.r.t third party products per se.

Third party products are subject to code of conduct to be adhered to by the representatives of Dealmoney and Dealmoney is not responsible for the losses, whether actual or notional incurred by any investor. Services assured and expected may vary from actual service and Dealmoney does not guarantee about the quality of services. Investments in securities and commodities are subject to market and other risks and there is no assurance or guarantee that the objectives of any of the Investments/Schemes/product would be achieved. Past performances are only indicative and returns are not assured and guaranteed by Dealmoney group companies. The price, value of and income from any of the securities or financial instruments mentioned in this report can fall as well as rise. The value of securities and financial instruments is subject to exchange rate fluctuation that may have a positive or adverse effect on the price or income of such securities or financial instruments.

Reports on technical and derivative analysis are based on studying charts of a stock's price movement, outstanding positions and trading volume as opposed to focussing on a company's fundamentals and as such, may not match with a report on a company's fundamentals. The opinions expressed in the Report are our current opinions as of the date of this report and may be subject to change from time to time without notice. Dealmoney or any persons connected with it do not accept any liability arising from use of this material/document/Report.

Information/ opinion conveyed through this material/document/Report are strictly meant for the registered Clients of Dealmoney group of Companies of the respective segments. This information is not intended for distribution to, or use by, any person or entity in any jurisdiction or country where such distribution or use would be contrary to law or regulation or which would subject Dealmoney or its affiliates to any registration requirement within such jurisdiction or country. This information does not constitute an offer to sell or a solicitation of an offer to buy any financial products to any person in any jurisdiction where it is unlawful to make such an offer or solicitation. No part of this material may be duplicated in whole or in part in any form and / or redistributed without the prior written consent of Dealmoney. This material/document/Report is being supplied to you solely for your information, and its contents, information or data may not be reproduced, redistributed or passed on directly or indirectly.

Recipients of the Report shall always independently verify reliability and suitability of the Report and opinions before investing.

For Company details, please visit our website www.dealmoneyonline.com

For research related query, write to us at research@dealmoney.in