

December 30, 2021

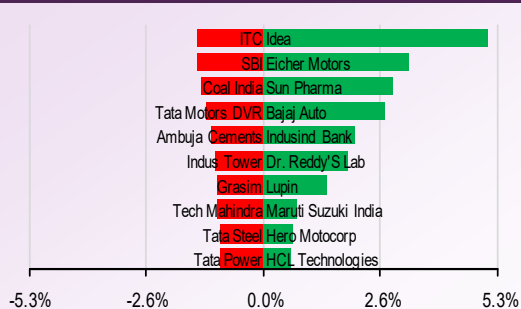
NIFTY TO TRADE BETWEEN 17000-17350

From here, 17200-17175 should act as an immediate support below which the index could slide towards 16800 going forward. On the higher side 17300 needs to be taken out for any fresh upside later.

TRADERS COMMENT

Benchmark index opened gapped up, market didn't sustain and fell in second half, closed in red. Nifty ended higher by -19.65 points or -0.11% at 17213.60 level.

NIFTY MOVERS & SHAKERS



TOP 5 SECTOR MOVERS


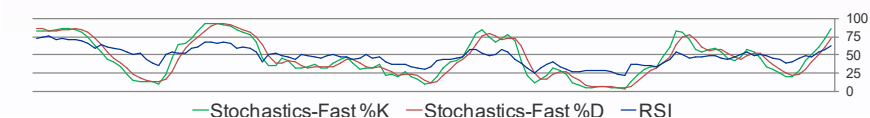
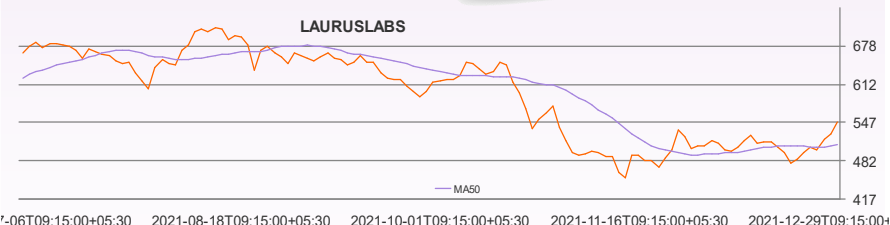


Chart of the Day LAURUSLABS Buy Above: 550

The stock has registered a range breakout on daily scales and hence we recommend a BUY above 550 for the targets at 582 maintaining a stoploss at 542.



Technical call of the Day INDUSTOWER Sell below 244.50

The stock is seen resuming its downside post a pullback and hence we initiate a Sell below 244.50 for the targets at 238 and stoploss is to be maintained at 248.

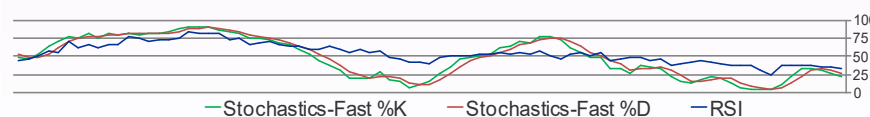
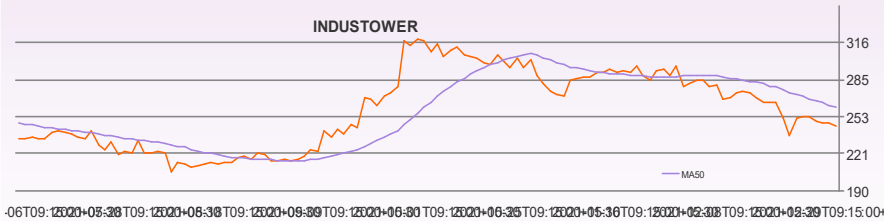


Chart of the Day
Buy: LAURUSLABS CMP:

Technical Call of the Day
Buy: INDUSTOWER CMP:244.95

We are also available on:



E-mail : research@dealmoney.in
www.dealmoneyonline.com

STOCKS TRADING IN POSITIVE ZONE: EICHERMOT, SUNPHARMA
STOCKS TRADING IN NEGATIVE ZONE: ITC, COALINDIA

- Aurobindo Pharma:** It is planning to produce generic version of the antiviral drug Molnupiravir at its domestic manufacturing facilities which have been approved by global agencies like the USFDA and UKMHRA. Molnupiravir is used in the treatment of COVID-19.

CMP:	727.1
P/E(ttm):	55.2
Impact	Positive
- Shriram Transport Finance Company:** It is planning to raise funds by way of issue of redeemable non-convertible debt securities including bonds in onshore/offshore market on private placement basis and/or public issue subject to market conditions and in this regard, the meeting of the concerned committees viz. the Banking and Finance Committee

CMP:	#N/A
P/E(ttm):	#N/A
Impact	Positive
- Heranba Industries:** It has acquired additional Industrial Plot No-T-108 +109 admeasuring 57,248.29 Sq. mt at Saykha Industrial Estate, Gujarat for further expansion of the manufacturing units.The company already has a parcel of land measuring around 34,600 sq. mt. at Saykha situated in the Saykha Industrial Estate.

CMP:	658.6
P/E(ttm):	17.8
Impact	Positive
- Natco Pharma:** It has received approval for Covid 19 drug Molnupiravir Capsules 200 mg for Indian market, which will be sold under brand name 'Molnunat'. Molnupiravir is the first Covid drug authorized by Drugs Controller General (India) (DCGI) for the treatment of Covid 19 infection with SpO2>93% and who have high risk of progression of the disease including hospitalization or death.

CMP:	900.2
P/E(ttm):	68.9
Impact	Positive
- EaseMyTrip:** It has appointed ace actors Vijay Raaz and Varun Sharma as brand ambassadors. This is the first time where EaseMyTrip has appointed any brand ambassadors. The actors with their mass appeal and strong connect with the audience will complement the brand's image of EaseMyTrip.

CMP:	521.2
P/E(ttm):	115.7
Impact	Positive

ttm = trailing twelve months

Economic Snapshot

- Amid concerns over the Omicron variant of COVID-19, rating agency ICRA in its latest report has said that India's real gross domestic product (GDP) is likely to maintain a 9% growth rate in fiscal 2022 and 2023. The Indian economy grew at 8.4% in the second quarter of the current fiscal, as against a growth of 20.1% in the April-June quarter.
- The finance ministry in its latest public debt management report has said that the government's total liabilities (including liabilities under the 'Public Account') stood at Rs 125.71 lakh crore in the September quarter (Q2FY22), up 3.97 per cent from the previous quarter. The total liabilities of the government were Rs 120.91 lakh crore in the three months ended June (Q1FY22).



I-SOT

INTRADAY STOCK TRADING

FREQUENCY	ALLOCATION	DURATION	RISK
4 calls a Day	Average Daily Premium of Rs.50,000	Intraday	High Risk

SALIENT FEATURES:

- 👍 Fixed time for call generation – 2 calls at 9:30am and 2 calls @ 12:00pm
- 👍 High Risk – High Returns product
- 👍 Focused product for Intraday Derivative Traders
- 👍 Daily 4 calls to gain from intraday momentum
- 👍 High beta Midcap and Large cap F&O stocks for better entry and exit.

DAILY DIGEST

DERIVATIVES

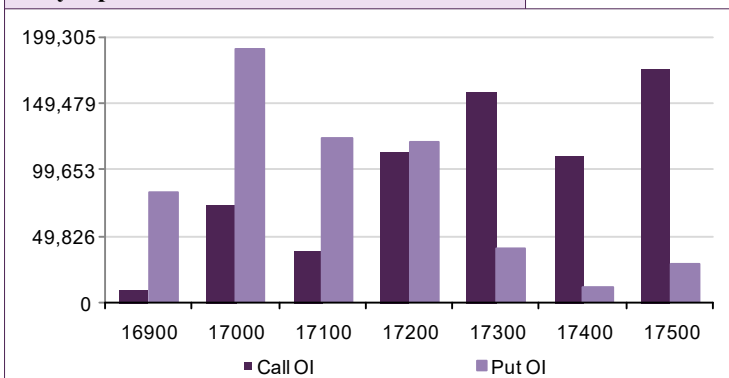
Open Interest Gainers

Stock	Open Interest (contracts)	OI Change (%)	Price (Rs.)	Price change (%)
ESCORTS	4,282,850	536.2%	1905.60	0.9%
JKCEMENT	345,100	109.3%	3165.35	-5.9%
INDIGO	2,005,750	108.4%	2012.80	0.3%
GRANULES	10,273,400	98.6%	342.70	1.1%
EICHERMOT	2,992,500	89.4%	2574.00	3.2%

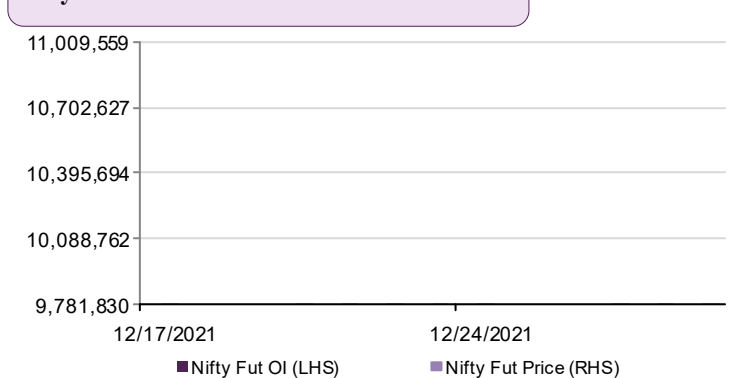
Open Interest Losers

Stock	Open Interest (contracts)	OI Change (%)	Price (Rs.)	Price change (%)
EICHERMOT	345,100	-77.4%	2563.95	3.1%
ESCORTS	1,100,550	-76.8%	1898.55	1.0%
MFSL	213,850	-73.3%	960.80	-0.8%
MINDTREE	338,800	-73.1%	4649.05	-0.6%
GLENMARK	1,455,900	-71.7%	517.85	0.7%

Nifty Option OI Distribution



Nifty OI Vs Futures Price



Top 5 Traded Stock Futures

Stock	Expiry Date	No of contracts traded	Contract value (Rs. Lacs)	LTP
RELIANCE	30-Dec-21	45,008	269,870	2402
RELIANCE	27-Jan-22	44,308	266,720	2411
ICICIBANK	27-Jan-22	23,216	237,495	739
ICICIBANK	30-Dec-21	20,599	209,990	736
SBIN	27-Jan-22	24,532	169,236	456

Top 5 Traded Stock Options

Stock	Expiry Date	Option Type	Strike price	No of contracts traded	Contract value (Rs. Lacs)	LTP
ICICIBANK	30-Dec-21	CE	750	9,306	96,169	0.45
ITC	30-Dec-21	CE	220	10,186	71,902	0.25
ESCORTS	30-Dec-21	CE	1,900	6,423	67,428	5.95
ICICIBANK	30-Dec-21	CE	740	6,416	65,734	2.40
BAJFINANCE	30-Dec-21	PE	6,700	7,798	65,358	2.90

Top 5 Contract Future Volumes

Stock	Expiry Date	No of Contracts traded	Current Cash Volume	Cash Delivery %
RELIANCE	30-Dec-21	45,008	4,190,091	5886.0%
TATASTEEL	30-Dec-21	25,098	1,651,673	3939.0%
SBIN	30-Dec-21	20,639	4,989,343	4244.0%
ICICIBANK	30-Dec-21	20,599	3,652,101	5113.0%
HDFCBANK	30-Dec-21	18,043	2,699,942	7041.0%

Bottom 5 Contract Future Volumes

Stock	Expiry Date	No of Contracts traded	Current Cash Volume	Cash Delivery %
GSPL	30-Dec-21	299	86,496	4685.0%
ATUL	30-Dec-21	311	30,030	7415.0%
COROMANDEL	30-Dec-21	434	35,899	4145.0%
PFIZER	30-Dec-21	547	5,287	2439.0%
IBULHSGFIN	30-Dec-21	617	2,804,216	3326.0%

NOTE: OI Gainers are for 27-Jan-2022 expiry; while OI Losers are for 30-Dec-2021 expiry.

DAILY DIGEST

SUPPORT / RESISTANCE LEVEL

Company Name	Closing Price	S3	S2	S1	Pivot	R1	R2	R3
ACC	2162.65	2107.25	2125.72	2144.18	2155.52	2173.98	2203.78	2233.58
Adani Ports	722.75	706.00	711.58	717.17	725.68	731.27	745.37	759.47
Ambuja Cements	375.80	366.85	369.83	372.82	377.48	380.47	388.12	395.77
Asian Paints	3367.45	3306.40	3326.75	3347.10	3366.55	3386.90	3426.70	3466.50
Aurobindo Pharma	727.05	710.35	715.92	721.48	728.57	734.13	746.78	759.43
Axis Bank	670.50	654.90	660.10	665.30	672.45	677.65	690.00	702.35
Bajaj Auto	3262.50	3035.10	3110.90	3186.70	3227.85	3303.65	3420.60	3537.55
Bank Of Baroda	80.95	79.40	79.92	80.43	80.92	81.43	82.43	83.43
Bharti Airtel	676.85	666.50	669.95	673.40	678.45	681.90	690.40	698.90
Indus Tower	244.95	238.80	240.85	242.90	245.65	247.70	252.50	257.30
BHEL	58.10	56.40	56.97	57.53	58.07	58.63	59.73	60.83
Bosch	16675.85	16345.25	16455.45	16565.65	16680.20	16790.40	17015.15	17239.90
BPCL	381.10	371.45	374.67	377.88	380.37	383.58	389.28	394.98
Cipla	935.55	918.90	924.45	930.00	938.80	944.35	958.70	973.05
Coal India	146.75	143.35	144.48	145.62	147.43	148.57	151.52	154.47
Dr. Reddy'S Lab	4833.15	4639.45	4704.02	4768.58	4808.37	4872.93	4977.28	5081.63
Eicher Motors	2562.25	2368.30	2432.95	2497.60	2534.65	2599.30	2701.00	2802.70
Gail	132.25	128.70	129.88	131.07	132.28	133.47	135.87	138.27
Grasim	1604.65	1557.10	1572.95	1588.80	1613.85	1629.70	1670.60	1711.50
HCL Technologies	1291.90	1255.20	1267.43	1279.67	1289.33	1301.57	1323.47	1345.37
HDFC	2563.55	2521.00	2535.18	2549.37	2565.18	2579.37	2609.37	2639.37
HDFC Bank	1453.85	1433.80	1440.48	1447.17	1454.08	1460.77	1474.37	1487.97
Hero Motocorp	2433.25	2377.20	2395.88	2414.57	2428.68	2447.37	2480.17	2512.97
Hindalco	454.25	443.35	446.98	450.62	454.13	457.77	464.92	472.07
HUL	2306.85	2276.25	2286.45	2296.65	2309.25	2319.45	2342.25	2365.05
ICICI Bank	735.70	718.85	724.47	730.08	737.52	743.13	756.18	769.23
Idea	14.45	12.60	13.22	13.83	14.32	14.93	16.03	17.13
Indusind Bank	870.00	833.10	845.40	857.70	866.30	878.60	899.50	920.40
Infosys	1885.55	1859.00	1867.85	1876.70	1885.25	1894.10	1911.50	1928.90
ITC	216.75	212.30	213.78	215.27	217.78	219.27	223.27	227.27
Kotak Mahindra Bank	1764.20	1728.20	1740.20	1752.20	1766.10	1778.10	1804.00	1829.90
L&T	1894.85	1871.15	1879.05	1886.95	1897.95	1905.85	1924.75	1943.65
Lupin	929.60	901.10	910.60	920.10	927.50	937.00	953.90	970.80
M&M	832.70	818.25	823.07	827.88	835.67	840.48	853.08	865.68
Maruti Suzuki India	7350.05	7115.90	7193.95	7272.00	7318.50	7396.55	7521.10	7645.65
NTPC	123.15	119.65	120.82	121.98	123.37	124.53	127.08	129.63
ONGC	138.90	134.05	135.67	137.28	139.07	140.68	144.08	147.48
Power Grid	204.60	199.50	201.20	202.90	204.40	206.10	209.30	212.50
RIL	2402.50	2345.20	2364.30	2383.40	2401.20	2420.30	2457.20	2494.10
SBI	454.40	440.65	445.23	449.82	455.98	460.57	471.32	482.07
Sun Pharma	838.80	789.35	805.83	822.32	832.98	849.47	876.62	903.77
Tata Motors	476.00	466.90	469.93	472.97	477.28	480.32	487.67	495.02
Tata Motors DVR	233.30	227.65	229.53	231.42	234.13	236.02	240.62	245.22
Tata Power	219.45	214.45	216.12	217.78	220.52	222.18	226.58	230.98
Tata Steel	1116.25	1089.35	1098.32	1107.28	1116.97	1125.93	1144.58	1163.23
TCS	3694.70	3650.05	3664.93	3679.82	3699.88	3714.77	3749.72	3784.67
Tech Mahindra	1786.85	1744.50	1758.62	1772.73	1796.87	1810.98	1849.23	1887.48
Ultratech	7420.95	7287.40	7331.92	7376.43	7418.22	7462.73	7549.03	7635.33
Wipro	703.70	690.10	694.63	699.17	704.58	709.12	719.07	729.02
Yes Bank	13.90	12.75	13.13	13.52	13.83	14.22	14.92	15.62
Zee Entertainment	317.95	308.55	311.68	314.82	319.83	322.97	331.12	339.27

Disclaimer

For private circulation only

Website: www.dealmoneyonline.in

DISCLAIMER : SEBI Research Analyst Registration No: INH000002319 For any grievance mail at compliance@dealmoney.in

Dealmoney Securities Private Limited (hereinafter referred to as "Dealmoney") is a registered Member of National Stock Exchange of India Limited, Bombay Stock Exchange Limited and MCX Stock Exchange Limited. Dealmoney is also registered as a Depository Participant with CDSL. Dealmoney is in the process of making an application with SEBI for registering it as a Research Entity in terms of SEBI (Research Analyst) Regulations, 2014. Dealmoney or its associates has not been debarred/ suspended by SEBI or any other regulatory authority for accessing /dealing in securities Market and no material disciplinary action has been taken by SEBI/other regulatory authorities impacting Dealmoney's Equity Research Analysis. Dealmoney or its associates/ analyst including its relatives do not hold any actual/beneficial ownership of more than 1% in the company/ies covered by Analyst (hereinafter referred to as "Subject Company/ies"). Dealmoney or its associates/analyst including its relatives may hold financial interest in the company/ies covered by Analyst (hereinafter referred to as "Subject Company/ies"). Dealmoney or its associates/ analysts or his/her relative does not receive any compensation or other benefits from the subject company/ies mentioned in this research report (hereinafter referred to as "Report") or from a third party in connection with preparation of the report. Accordingly, Dealmoney or its associates/analyst or his/her relative does not have any other material conflict of interest at the time of publication of the Report.

Research analyst/s engaged in preparation of the Report, has not received any compensation / managed or co-managed public offering of securities of the subject company/ies / has not received compensation for investment banking or merchant banking or brokerage services from the subject company/ies / has not received compensation for products or services other than investment banking or merchant banking or brokerage services from the subject company/ies / has not received compensation or other benefits from the subject company/ies or third party in connection with the Report of the subject company/ies during the past twelve months / has not served as an officer, director or employee of subject Company/ies and is not engaged in market making activity of the subject Company/ies.

Dealmoney group companies provides finance related product services like distribution of financial products and as such is a provider of many services like loans, mutual funds, tax & trust planning etc. mentioned in this brochure. And hence, Dealmoney do not warranty / guarantee about performance of any products and customer servicing w.r.t third party products per se.

Third party products are subject to code of conduct to be adhered to by the representatives of Dealmoney and Dealmoney is not responsible for the losses, whether actual or notional incurred by any investor. Services assured and expected may vary from actual service and Dealmoney does not guarantee about the quality of services. Investments in securities and commodities are subject to market and other risks and there is no assurance or guarantee that the objectives of any of the Investments/Schemes/product would be achieved. Past performances are only indicative and returns are not assured and guaranteed by Dealmoney group companies. The price, value of and income from any of the securities or financial instruments mentioned in this report can fall as well as rise. The value of securities and financial instruments is subject to exchange rate fluctuation that may have a positive or adverse effect on the price or income of such securities or financial instruments.

Reports on technical and derivative analysis are based on studying charts of a stock's price movement, outstanding positions and trading volume as opposed to focussing on a company's fundamentals and as such, may not match with a report on a company's fundamentals. The opinions expressed in the Report are our current opinions as of the date of this report and may be subject to change from time to time without notice. Dealmoney or any persons connected with it do not accept any liability arising from use of this material/document/Report.

Information/ opinion conveyed through this material/document/Report are strictly meant for the registered Clients of Dealmoney group of Companies of the respective segments. This information is not intended for distribution to, or use by, any person or entity in any jurisdiction or country where such distribution or use would be contrary to law or regulation or which would subject Dealmoney or its affiliates to any registration requirement within such jurisdiction or country. This information does not constitute an offer to sell or a solicitation of an offer to buy any financial products to any person in any jurisdiction where it is unlawful to make such an offer or solicitation. No part of this material may be duplicated in whole or in part in any form and / or redistributed without the prior written consent of Dealmoney. This material/document/Report is being supplied to you solely for your information, and its contents, information or data may not be reproduced, redistributed or passed on directly or indirectly.

Recipients of the Report shall always independently verify reliability and suitability of the Report and opinions before investing.

For Company details, please visit our website www.dealmoneyonline.com

For research related query, write to us at research@dealmoney.in