

January 03, 2022

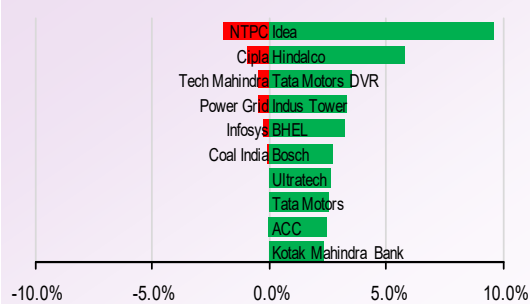
NIFTY TO TRADE BETWEEN 17200-17650

Going forward, 17400 is likely to remain as a resistance zone above which the index can travel towards 17650-700 kind of levels. On the flip side, 17300 is likely to act as a support below the index might slip again till 17000 in the sessions ahead..

TRADERS COMMENT

Benchmark index opened gapped open, market sustained and risen in second half, closed in green. Nifty ended higher by +150.10 points or 0.87% at 17354.05 level.

NIFTY MOVERS & SHAKERS



TOP 5 SECTOR MOVERS

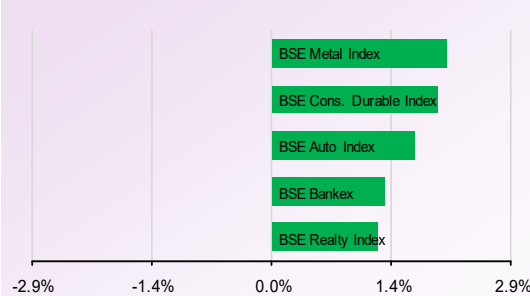
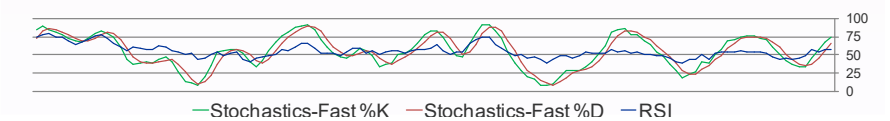
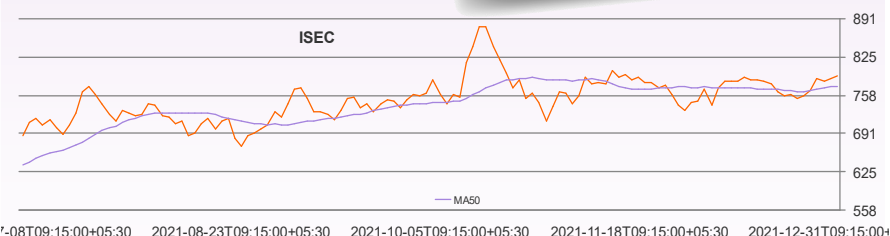


Chart of the Day

ISEC
795

Buy Above:

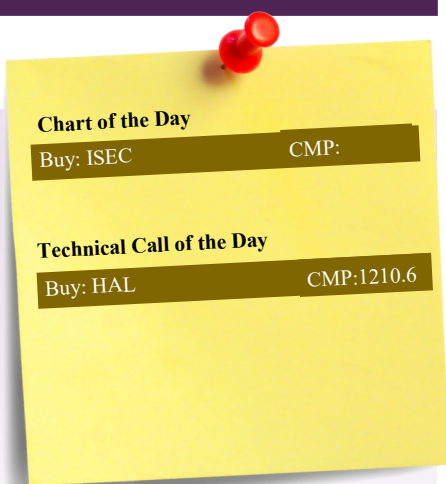
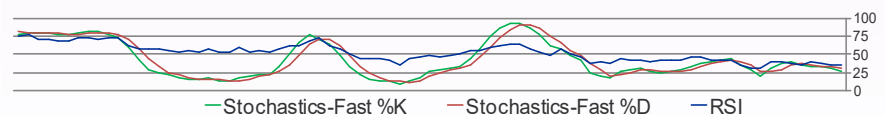
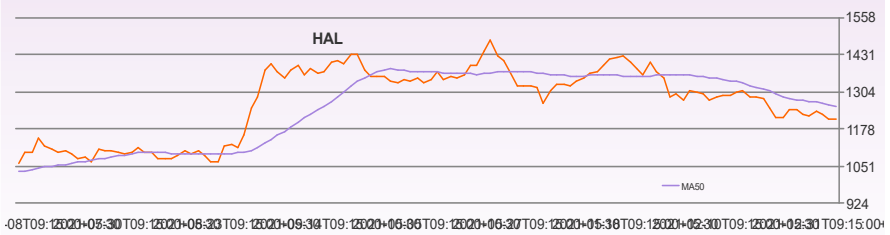
The stock is about to register a bullish triangular consolidation breakout and hence we recommend a BUY above 795 for the targets at 820 maintaining a stop-loss at 779.



Technical call of the Day

HAL
Sell below 1210

The stock is seen resuming its downside post a pullback and hence we initiate a Sell below 1210 for the targets at 1183 and stoploss is to be maintained at 1230.



We are also available on:



E-mail : research@dealmoney.in
www.dealmoneyonline.com

STOCKS TRADING IN POSITIVE ZONE: DHANI, HINDALCO
 STOCKS TRADING IN NEGATIVE ZONE: RNLBANK, NTPC

- Zydus Cadila:** Its U.S. subsidiary Zydus Pharmaceuticals (USA) Inc. has received tentative approval from the USFDA to market Pimavanserin Capsules in the strength of 34 mg (USRLD: Nuplazid Capsules). Pimavanserin is an atypical antipsychotic and is indicated for the treatment of hallucinations and delusions associated with Parkinson's disease psychosis.

CMP:	483.2
P/E(ttm):	36.7
Impact	Positive
- Sterling and Wilson Renewable Energy:** (SWRE) Board has approved the allotment of 2.93 crore equity shares for Rs 1,099 crore to Reliance New Energy Solar. Post this transaction, Reliance New Energy Solar (RNESL), part of Reliance Industries, will hold 15.46 per cent paid-up equity share capital of SWRE.

CMP:	382.4
P/E(ttm):	18.6
Impact	Positive
- Nitin Spinners:** It has received approval from board of directors for expansion at a total project cost of Rs 950 crore. The expansion is targeted to be completed over next 20 months period with an aim to strengthen company's market position and capture the benefit of growing market opportunity in international as well as domestic markets.

CMP:	260.4
P/E(ttm):	7.0
Impact	Positive
- Aditya Birla Capital:** Its subsidiary company -- Aditya Birla Health Insurance has clocked a 39 per cent jump in its gross written premium during the first half of the current fiscal (H1FY22) at Rs 764 crore. It had registered a gross written premium of Rs 550 crore in the first half of the last fiscal. It has paid more than 3 lakh claims totalling over Rs 1,500 crore in the last five years, covering 1.6 crore lives.

CMP:	123.9
P/E(ttm):	9.5
Impact	Positive
- Hindustan Unilever:** FMCG (Fast Moving Consumer Goods) distributors in Maharashtra are planning to stop selling select products of Hindustan Unilever (HUL) from January 1, as the company has not engaged in talks with them over the issue of price disparity between traditional distributors and organised B2B distributors. Maharashtra distributors had decided not to sell HUL's Kissan brand of products.

CMP:	2360.2
P/E(ttm):	523.9
Impact	Positive

ttm = trailing twelve months

Economic Snapshot

- Union Road Transport Secretary Giridhar Aramane has said that 'all weather terrain' might well be a befitting description for the country's road sector. It said weathering the pandemic-induced twists and turns, the sector will see more stretches of national highways, completion as well as awarding of multiple projects and fund raises in 2022, making it a better year than the passing one.
- Credit rating agency India Ratings and Research (Ind-Ra) in its latest report has showed that the all-India energy demand increased just 1.7% yoy to 99.6 billion units (BU) in November 2021, due to the onset of the winter season, impacting the demand from the northern region (up 2% yoy) and southern region (down 5% yoy).



I-SOT

INTRADAY STOCK TRADING

FREQUENCY	ALLOCATION	DURATION	RISK
4 calls a Day	Average Daily Premium of Rs.50,000	Intraday	High Risk

SALIENT FEATURES:

- 👍 Fixed time for call generation – 2 calls at 9:30am and 2 calls @ 12:00pm
- 👍 High Risk – High Returns product
- 👍 Focused product for Intraday Derivative Traders
- 👍 Daily 4 calls to gain from intraday momentum
- 👍 High beta Midcap and Large cap F&O stocks for better entry and exit.

DAILY DIGEST

DERIVATIVES

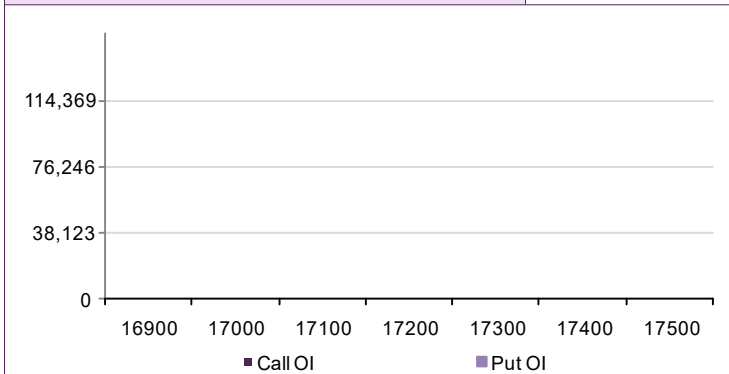
Open Interest Gainers

Stock	Open Interest (contracts)	OI Change (%)	Price (Rs.)	Price change (%)
0-Jan-00	-	0.0%	0.00	#N/A
0-Jan-00	-	0.0%	0.00	#N/A
0-Jan-00	-	0.0%	0.00	#N/A
0-Jan-00	-	0.0%	0.00	#N/A
0-Jan-00	-	0.0%	0.00	#N/A

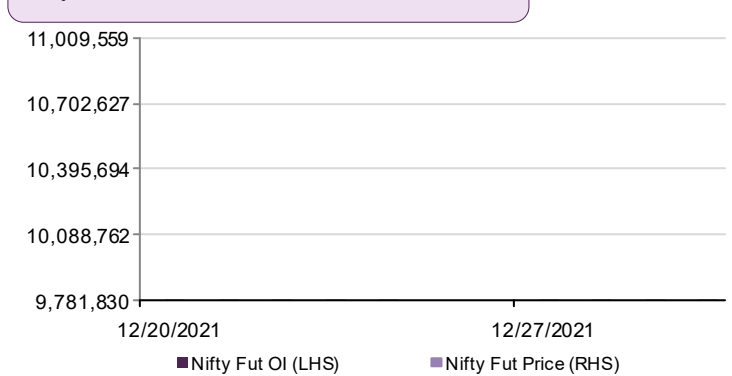
Open Interest Losers

Stock	Open Interest (contracts)	OI Change (%)	Price (Rs.)	Price change (%)
0-Jan-00	-	0.0%	0.00	#N/A
0-Jan-00	-	0.0%	0.00	#N/A
0-Jan-00	-	0.0%	0.00	#N/A
0-Jan-00	-	0.0%	0.00	#N/A
0-Jan-00	-	0.0%	0.00	#N/A

Nifty Option OI Distribution



Nifty OI Vs Futures Price



Top 5 Traded Stock Futures

Stock	Expiry Date	No of contracts traded	Contract value (Rs. Lacs)	LTP
RELIANCE	27-Jan-22	25,892	154,184	2382
TATAMOTORS	27-Jan-22	9,948	136,607	485
INFY	27-Jan-22	19,550	111,128	1899
ICICIBANK	27-Jan-22	9,538	97,783	744
IDEA	27-Jan-22	9,037	94,637	16

Top 5 Traded Stock Options

Stock	Expiry Date	Option Type	Strike price	No of contracts traded	Contract value (Rs. Lacs)	LTP
KOTAKBANK	27-Jan-22	CE	1,800	11,629	86,098	52.30
BHARTIARTL	27-Jan-22	CE	700	9,567	65,025	13.55
BAJFINANCE	27-Jan-22	CE	7,000	6,935	62,762	244.75
HINDALCO	27-Jan-22	CE	470	11,292	59,343	20.80
INFY	27-Jan-22	CE	1,900	9,148	53,549	53.10

Top 5 Contract Future Volumes

Stock	Expiry Date	No of Contracts traded	Current Cash Volume	Cash Delivery %
0-Jan-00	0-Jan-00	-	#REF!	#REF!
0-Jan-00	0-Jan-00	-	#REF!	#REF!
0-Jan-00	0-Jan-00	-	#REF!	#REF!
0-Jan-00	0-Jan-00	-	#REF!	#REF!
0-Jan-00	0-Jan-00	-	#REF!	#REF!

Bottom 5 Contract Future Volumes

Stock	Expiry Date	No of Contracts traded	Current Cash Volume	Cash Delivery %
0-Jan-00	0-Jan-00	-	#REF!	#REF!
0-Jan-00	0-Jan-00	-	#REF!	#REF!
0-Jan-00	0-Jan-00	-	#REF!	#REF!
0-Jan-00	0-Jan-00	-	#REF!	#REF!
0-Jan-00	0-Jan-00	-	#REF!	#REF!

DAILY DIGEST

SUPPORT / RESISTANCE LEVEL

Company Name	Closing Price	S3	S2	S1	Pivot	R1	R2	R3
ACC	2215.75	2086.40	2129.52	2172.63	2205.57	2248.68	2324.73	2400.78
Adani Ports	730.30	715.00	720.10	725.20	730.10	735.20	745.20	755.20
Ambuja Cements	377.50	359.70	365.63	371.57	377.93	383.87	396.17	408.47
Asian Paints	3382.95	3317.80	3339.52	3361.23	3383.12	3404.83	3448.43	3492.03
Aurobindo Pharma	734.35	701.20	712.25	723.30	731.55	742.60	761.90	781.20
Axis Bank	678.55	655.90	663.45	671.00	678.75	686.30	701.60	716.90
Bajaj Auto	3249.25	3169.30	3195.95	3222.60	3243.65	3270.30	3318.00	3365.70
Bank Of Baroda	81.95	77.90	79.25	80.60	81.45	82.80	85.00	87.20
Bharti Airtel	683.80	665.90	671.87	677.83	685.97	691.93	706.03	720.13
Indus Tower	248.30	232.40	237.70	243.00	246.40	251.70	260.40	269.10
BHEL	58.95	55.05	56.35	57.65	58.55	59.85	62.05	64.25
Bosch	17320.25	16030.00	16460.08	16890.17	17155.08	17585.17	18280.17	18975.17
BPCL	385.45	365.60	372.22	378.83	383.12	389.73	400.63	411.53
Cipla	944.10	926.75	932.53	938.32	947.78	953.57	968.82	984.07
Coal India	146.05	143.15	144.12	145.08	146.32	147.28	149.48	151.68
Dr. Reddy'S Lab	4907.00	4821.95	4850.30	4878.65	4904.85	4933.20	4987.75	5042.30
Eicher Motors	2591.90	2492.90	2525.90	2558.90	2581.55	2614.55	2670.20	2725.85
Gail	129.20	126.10	127.13	128.17	129.03	130.07	131.97	133.87
Grasim	1622.25	1557.10	1578.82	1600.53	1622.27	1643.98	1687.43	1730.88
HCL Technologies	1319.10	1288.45	1298.67	1308.88	1319.17	1329.38	1349.88	1370.38
HDFC	2586.45	2513.35	2537.72	2562.08	2585.37	2609.73	2657.38	2705.03
HDFC Bank	1479.40	1438.20	1451.93	1465.67	1475.23	1488.97	1512.27	1535.57
Hero Motocorp	2462.10	2380.40	2407.63	2434.87	2459.23	2486.47	2538.07	2589.67
Hindalco	475.55	433.65	447.62	461.58	469.47	483.43	505.28	527.13
HUL	2360.15	2289.65	2313.15	2336.65	2353.50	2377.00	2417.35	2457.70
ICICI Bank	740.15	726.85	731.28	735.72	740.98	745.42	755.12	764.82
Idea	15.35	12.40	13.38	14.37	15.03	16.02	17.67	19.32
Indusind Bank	888.15	863.90	871.98	880.07	886.48	894.57	909.07	923.57
Infosys	1887.75	1844.95	1859.22	1873.48	1885.92	1900.18	1926.88	1953.58
ITC	218.05	213.50	215.02	216.53	217.67	219.18	221.83	224.48
Kotak Mahindra Bank	1796.10	1719.10	1744.77	1770.43	1785.72	1811.38	1852.33	1893.28
L&T	1895.90	1867.50	1876.97	1886.43	1896.77	1906.23	1926.03	1945.83
Lupin	950.75	915.40	927.18	938.97	947.88	959.67	980.37	1001.07
M&M	837.15	815.40	822.65	829.90	837.45	844.70	859.50	874.30
Maruti Suzuki India	7426.45	7130.60	7229.22	7327.83	7388.67	7487.28	7646.73	7806.18
NTPC	124.40	121.20	122.27	123.33	125.07	126.13	128.93	131.73
ONGC	142.40	135.95	138.10	140.25	141.60	143.75	147.25	150.75
Power Grid	204.40	200.90	202.07	203.23	204.72	205.88	208.53	211.18
RIL	2368.15	2336.10	2346.78	2357.47	2370.68	2381.37	2405.27	2429.17
SBI	460.45	444.80	450.02	455.23	458.32	463.53	471.83	480.13
Sun Pharma	845.70	817.05	826.60	836.15	843.55	853.10	870.05	887.00
Tata Motors	482.40	460.10	467.53	474.97	479.28	486.72	498.47	510.22
Tata Motors DVR	239.35	222.05	227.82	233.58	237.02	242.78	251.98	261.18
Tata Power	220.95	214.70	216.78	218.87	220.43	222.52	226.17	229.82
Tata Steel	1111.45	1081.80	1091.68	1101.57	1112.53	1122.42	1143.27	1164.12
TCS	3738.35	3702.60	3714.52	3726.43	3743.22	3755.13	3783.83	3812.53
Tech Mahindra	1790.55	1753.90	1766.12	1778.33	1795.67	1807.88	1837.43	1866.98
Ultratech	7591.05	7183.40	7319.28	7455.17	7557.33	7693.22	7931.27	8169.32
Wipro	715.35	699.40	704.72	710.03	714.42	719.73	729.43	739.13
Yes Bank	13.70	13.30	13.43	13.57	13.73	13.87	14.17	14.47
Zee Entertainment	320.80	313.70	316.07	318.43	320.72	323.08	327.73	332.38

Disclaimer

For private circulation only

Website: www.dealmoneyonline.in

DISCLAIMER : SEBI Research Analyst Registration No: INH000002319 For any grievance mail at compliance@dealmoney.in

Dealmoney Securities Private Limited (hereinafter referred to as "Dealmoney") is a registered Member of National Stock Exchange of India Limited, Bombay Stock Exchange Limited and MCX Stock Exchange Limited. Dealmoney is also registered as a Depository Participant with CDSL. Dealmoney is in the process of making an application with SEBI for registering it as a Research Entity in terms of SEBI (Research Analyst) Regulations, 2014. Dealmoney or its associates has not been debarred/ suspended by SEBI or any other regulatory authority for accessing /dealing in securities Market and no material disciplinary action has been taken by SEBI/other regulatory authorities impacting Dealmoney's Equity Research Analysis. Dealmoney or its associates/ analyst including its relatives do not hold any actual/beneficial ownership of more than 1% in the company/ies covered by Analyst (hereinafter referred to as "Subject Company/ies"). Dealmoney or its associates/analyst including its relatives may hold financial interest in the company/ies covered by Analyst (hereinafter referred to as "Subject Company/ies"). Dealmoney or its associates/ analysts or his/her relative does not receive any compensation or other benefits from the subject company/ies mentioned in this research report (hereinafter referred to as "Report") or from a third party in connection with preparation of the report. Accordingly, Dealmoney or its associates/analyst or his/her relative does not have any other material conflict of interest at the time of publication of the Report.

Research analyst/s engaged in preparation of the Report, has not received any compensation / managed or co-managed public offering of securities of the subject company/ies / has not received compensation for investment banking or merchant banking or brokerage services from the subject company/ies / has not received compensation for products or services other than investment banking or merchant banking or brokerage services from the subject company/ies / has not received compensation or other benefits from the subject company/ies or third party in connection with the Report of the subject company/ies during the past twelve months / has not served as an officer, director or employee of subject Company/ies and is not engaged in market making activity of the subject Company/ies.

Dealmoney group companies provides finance related product services like distribution of financial products and as such is a provider of many services like loans, mutual funds, tax & trust planning etc. mentioned in this brochure. And hence, Dealmoney do not warranty / guarantee about performance of any products and customer servicing w.r.t third party products per se.

Third party products are subject to code of conduct to be adhered to by the representatives of Dealmoney and Dealmoney is not responsible for the losses, whether actual or notional incurred by any investor. Services assured and expected may vary from actual service and Dealmoney does not guarantee about the quality of services. Investments in securities and commodities are subject to market and other risks and there is no assurance or guarantee that the objectives of any of the Investments/Schemes/product would be achieved. Past performances are only indicative and returns are not assured and guaranteed by Dealmoney group companies. The price, value of and income from any of the securities or financial instruments mentioned in this report can fall as well as rise. The value of securities and financial instruments is subject to exchange rate fluctuation that may have a positive or adverse effect on the price or income of such securities or financial instruments.

Reports on technical and derivative analysis are based on studying charts of a stock's price movement, outstanding positions and trading volume as opposed to focussing on a company's fundamentals and as such, may not match with a report on a company's fundamentals. The opinions expressed in the Report are our current opinions as of the date of this report and may be subject to change from time to time without notice. Dealmoney or any persons connected with it do not accept any liability arising from use of this material/document/Report.

Information/ opinion conveyed through this material/document/Report are strictly meant for the registered Clients of Dealmoney group of Companies of the respective segments. This information is not intended for distribution to, or use by, any person or entity in any jurisdiction or country where such distribution or use would be contrary to law or regulation or which would subject Dealmoney or its affiliates to any registration requirement within such jurisdiction or country. This information does not constitute an offer to sell or a solicitation of an offer to buy any financial products to any person in any jurisdiction where it is unlawful to make such an offer or solicitation. No part of this material may be duplicated in whole or in part in any form and / or redistributed without the prior written consent of Dealmoney. This material/document/Report is being supplied to you solely for your information, and its contents, information or data may not be reproduced, redistributed or passed on directly or indirectly.

Recipients of the Report shall always independently verify reliability and suitability of the Report and opinions before investing.

For Company details, please visit our website www.dealmoneyonline.com

For research related query, write to us at research@dealmoney.in