

January 11, 2022

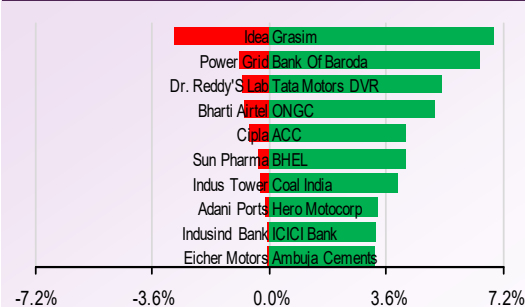
NIFTY TO TRADE BETWEEN 17900-18200

From here, we see further uptick towards 18200 and 18600 thereafter. On the lower side, 17700-650 zones should act as an important support going ahead.

TRADERS COMMENT

Benchmark index opened gap up, market sustained and risen in second half, closed in green. Nifty ended higher by +190.60 points or +1.07% at 18003.30 level.

NIFTY MOVERS & SHAKERS



TOP 5 SECTOR MOVERS

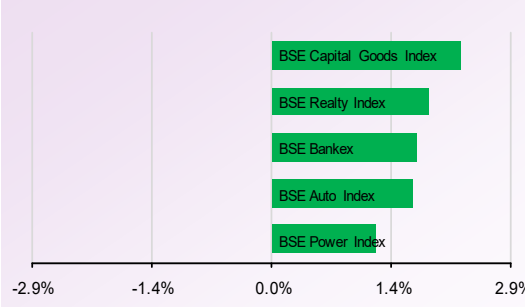
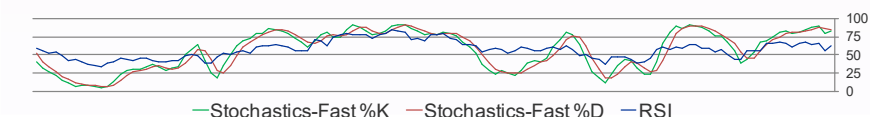
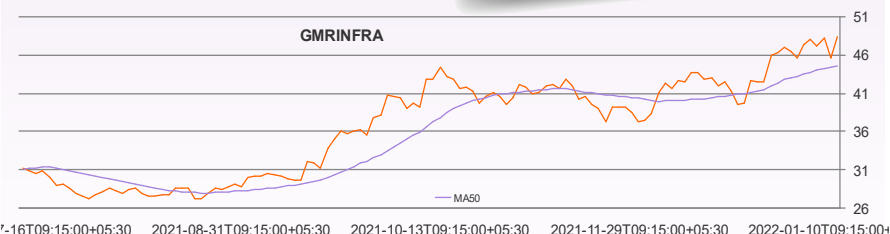


Chart of the Day GMRINFRA above 49

Buy

The stock poised to register a consolidation breakout on daily scales and hence we recommend a BUY above 49 for the targets at 53 maintaining a stoploss at 48.



Technical call of the Day LT Buy above 1955

The stock is about to resume its uptrend and hence we initiate buy above 1955 for the targets at 2000 and stoploss is to be maintained at 1927.

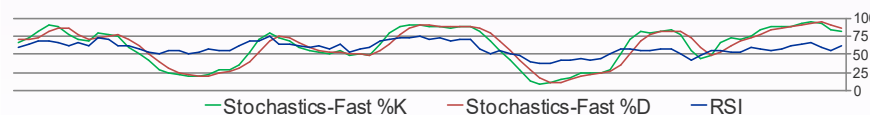
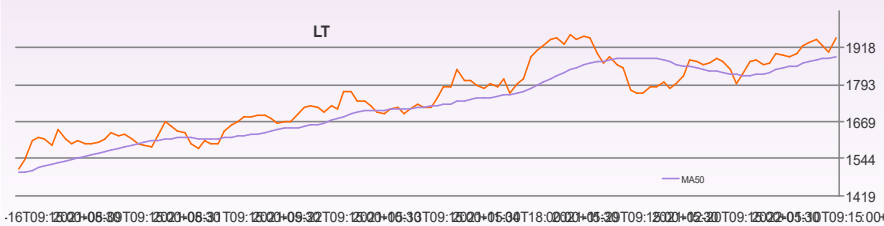


Chart of the Day
Buy: GMRINFRA CMP:

Technical Call of the Day
Buy: LT CMP:1953.1

We are also available on:



E-mail : research@dealmoney.in
www.dealmoneyonline.com

STOCKS TRADING IN POSITIVE ZONE: AARTIIND, PVR
 STOCKS TRADING IN NEGATIVE ZONE: IPCALAB, LTTS

- Sunteck Realty:** Its Pre-sales stood at Rs 352 crore in Q3 FY22 as compared to Rs 349 crore in Q3 FY21 i.e. up by 0.86% on yearly basis. On quarterly basis Pre-sales surged by 29% as compared to Rs 272 crore in Q2 FY22. The company's Collections were up by 7.14% to Rs 270 crore in Q3 FY22 against Rs 252 crore year-on-year (Y-o-Y) and up 30.43% from Rs 207 crore Q-o-Q.

CMP:	938.3
P/E(ttm):	71.3
Impact	Positive
- Trident:** It has reported 13,039 metric tons production of paper in December, 2021. The company's bath linen and yarn production stood at 5,284 metric tons and 10,833 metric tons, respectively, while bed linen production stood at 3.6 million metres during December. The company's chemicals production stood at 9,636 metric tons.

CMP:	4699.1
P/E(ttm):	228.5
Impact	Positive
- CreditAccess Grameen:** Its consolidated Gross Loan Portfolio (GLP) rose by 18.4% year-on-year (YoY) to Rs 14,587 crore at end of December 2021. The company's consolidated disbursements stood at Rs 1,845 crore in December 2021 as against Rs 1,505 crore in November 2021. Consolidated branch network grew by 14.7% YoY to 1,593 branches in December 2021.

CMP:	823.7
P/E(ttm):	22.2
Impact	Positive
- InterGlobe Aviation (IndiGo):** It is waiving off ticket re-scheduling fee for all bookings till the January end and flights up to March 31, 2022, amid increasing number of Omicron infections, large numbers of IndiGo customers are changing their travel plans. Around 20% of its current scheduled operations will be withdrawn from service.

CMP:	145.9
P/E(ttm):	11.2
Impact	Positive
- Anupam Rasayan:** It has signed a Letter of Intent (LOI) worth \$95 million (Rs 700 crore as per the current exchange rate) with one of the top ten multinational crop protection company for supplying a new life science related active ingredient. The company will enter into a long-term contract to supply life science related speciality chemical product for the next five years.

CMP:	31.8
P/E(ttm):	7.1
Impact	Positive

ttm = trailing twelve months

Economic Snapshot

- Indicating that Indian economy remains on track to regain its position as the world's fastest-growing major economy, the National Statistical Office (NSO) in its first advance estimate has stated that the gross domestic product (GDP) to grow at 9.2 per cent in April 2021 to March 2022 fiscal (FY 2021-22) amid concerns over the impact of a resurgent virus on the fragile recovery. The economy had contracted by 7.3 per cent in the previous financial year.
- The government has decided not to impose anti-dumping duty on certain steel products being imported from countries like China, Japan, and Korea, as the finance ministry has not accepted the recommendations of the directorate general of trade remedies (DGTR).



I-SOT

INTRADAY STOCK TRADING

FREQUENCY	ALLOCATION	DURATION	RISK
4 calls a Day	Average Daily Premium of Rs.50,000	Intraday	High Risk

SALIENT FEATURES:

- 👍 Fixed time for call generation – 2 calls at 9:30am and 2 calls @ 12:00pm
- 👍 High Risk – High Returns product
- 👍 Focused product for Intraday Derivative Traders
- 👍 Daily 4 calls to gain from intraday momentum
- 👍 High beta Midcap and Large cap F&O stocks for better entry and exit.

DAILY DIGEST

DERIVATIVES

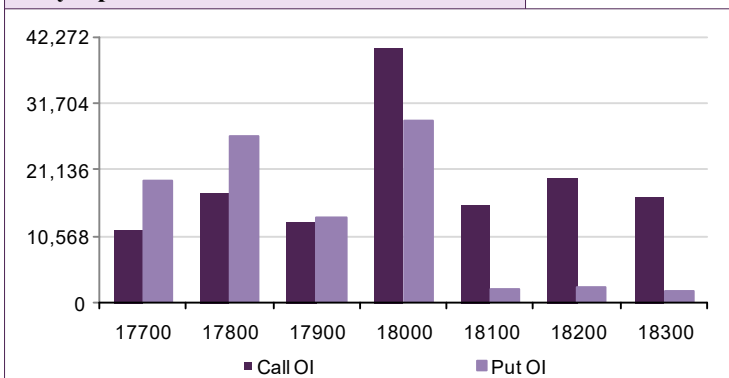
Open Interest Gainers

Stock	Open Interest (contracts)	OI Change (%)	Price (Rs.)	Price change (%)
IPCALAB	1,991,700	80.9%	1060.65	-51.9%
CHAMBLFERT	3,385,500	21.8%	434.80	2.2%
IDFC	60,610,000	18.3%	64.55	5.3%
COFORGE	883,600	15.9%	5469.05	-4.2%
NBCC	30,240,000	12.6%	51.15	1.2%

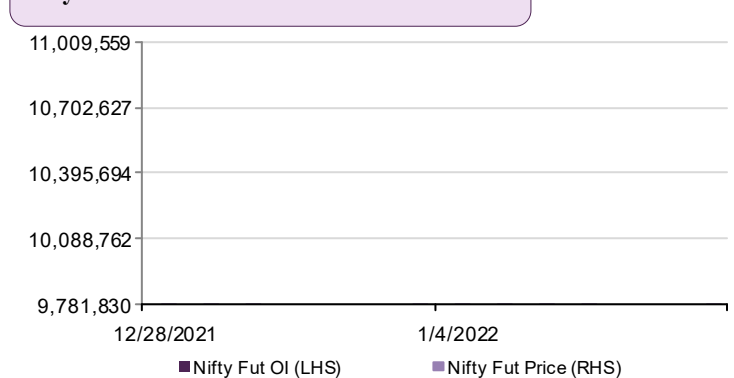
Open Interest Losers

Stock	Open Interest (contracts)	OI Change (%)	Price (Rs.)	Price change (%)
GMRINFRA	29,227,500	-64.9%	48.50	5.8%
INDHOTEL	12,436,024	-8.1%	194.75	4.3%
WIPRO	24,760,000	-6.8%	692.95	-2.7%
DELTA CORP	18,742,700	-6.1%	280.70	0.9%
POLYCAB	524,400	-5.7%	2530.65	1.9%

Nifty Option OI Distribution



Nifty OI Vs Futures Price



Top 5 Traded Stock Futures

Stock	Expiry Date	No of contracts traded	Contract value (Rs. Lacs)	LTP
INFY	27-Jan-22	51,943	288,964	1854
TCS	27-Jan-22	40,021	233,739	3877
TATAMOTORS	27-Jan-22	14,681	210,097	506
ICICIBANK	27-Jan-22	16,819	186,873	812
HDFC	27-Jan-22	19,767	156,767	2672

Top 5 Traded Stock Options

Stock	Expiry Date	Option Type	Strike price	No of contracts traded	Contract value (Rs. Lacs)	LTP
INFY	27-Jan-22	CE	1,900	26,444	153,722	35.35
MARUTI	27-Jan-22	CE	8,200	16,929	142,042	165.20
MARUTI	27-Jan-22	CE	8,500	14,517	124,680	72.00
INFY	27-Jan-22	CE	1,860	16,307	93,721	52.45
ICICIBANK	27-Jan-22	CE	800	7,868	89,008	24.95

Top 5 Contract Future Volumes

Stock	Expiry Date	No of Contracts traded	Current Cash Volume	Cash Delivery %
INFY	27-Jan-22	51,943	4,191,623	#N/A
TCS	27-Jan-22	40,021	1,687,823	#N/A
WIPRO	27-Jan-22	27,464	6,950,923	#N/A
RELIANCE	27-Jan-22	23,110	2,152,906	#N/A
HDFC	27-Jan-22	19,767	3,500,769	#N/A

Bottom 5 Contract Future Volumes

Stock	Expiry Date	No of Contracts traded	Current Cash Volume	Cash Delivery %
HONAUT	27-Jan-22	257	2,564	#N/A
ABBOTINDIA	27-Jan-22	273	5,708	#N/A
PFIZER	27-Jan-22	330	12,117	#N/A
CROMPTON	27-Jan-22	394	500,633	#N/A
TORNTPHARM	27-Jan-22	401	22,480	#N/A

DAILY DIGEST

SUPPORT / RESISTANCE LEVEL

Company Name	Closing Price	S3	S2	S1	Pivot	R1	R2	R3
ACC	2320.15	2232.10	2261.45	2290.80	2307.90	2337.25	2383.70	2430.15
Adani Ports	738.85	725.20	729.75	734.30	738.65	743.20	752.10	761.00
Ambuja Cements	399.35	392.65	394.88	397.12	399.53	401.77	406.42	411.07
Asian Paints	3553.50	3464.00	3493.83	3523.67	3556.83	3586.67	3649.67	3712.67
Aurobindo Pharma	737.30	684.00	701.77	719.53	729.77	747.53	775.53	803.53
Axis Bank	742.80	722.40	729.20	736.00	740.00	746.80	757.60	768.40
Bajaj Auto	3435.10	3357.65	3383.47	3409.28	3430.27	3456.08	3502.88	3549.68
Bank Of Baroda	92.15	82.95	86.02	89.08	90.77	93.83	98.58	103.33
Bharti Airtel	704.95	695.95	698.95	701.95	706.65	709.65	717.35	725.05
Indus Tower	261.20	256.20	257.87	259.53	261.67	263.33	267.13	270.93
BHEL	62.65	56.50	58.55	60.60	61.75	63.80	67.00	70.20
Bosch	17419.35	16607.40	16878.05	17148.70	17370.65	17641.30	18133.90	18626.50
BPCL	397.55	391.50	393.52	395.53	397.62	399.63	403.73	407.83
Cipla	916.20	899.45	905.03	910.62	914.23	919.82	929.02	938.22
Coal India	160.70	153.10	155.63	158.17	159.58	162.12	166.07	170.02
Dr. Reddy'S Lab	4699.05	4581.90	4620.95	4660.00	4694.20	4733.25	4806.50	4879.75
Eicher Motors	2815.50	2746.50	2769.50	2792.50	2821.75	2844.75	2897.00	2949.25
Gail	142.65	136.90	138.82	140.73	141.87	143.78	146.83	149.88
Grasim	1838.85	1742.20	1774.42	1806.63	1825.82	1858.03	1909.43	1960.83
HCL Technologies	1288.10	1255.15	1266.13	1277.12	1290.98	1301.97	1326.82	1351.67
HDFC	2659.65	2538.75	2579.05	2619.35	2642.20	2682.50	2745.65	2808.80
HDFC Bank	1559.15	1519.00	1532.38	1545.77	1558.88	1572.27	1598.77	1625.27
Hero Motocorp	2578.10	2394.60	2455.77	2516.93	2550.47	2611.63	2706.33	2801.03
Hindalco	492.90	482.80	486.17	489.53	493.42	496.78	504.03	511.28
HUL	2407.05	2379.00	2388.35	2397.70	2411.35	2420.70	2443.70	2466.70
ICICI Bank	810.75	785.20	793.72	802.23	807.52	816.03	829.83	843.63
Idea	14.85	13.95	14.25	14.55	14.95	15.25	15.95	16.65
Indusind Bank	920.85	906.15	911.05	915.95	922.90	927.80	939.65	951.50
Infosys	1850.75	1756.10	1787.65	1819.20	1844.55	1876.10	1933.00	1989.90
ITC	223.30	213.10	216.50	219.90	222.30	225.70	231.50	237.30
Kotak Mahindra Bank	1947.95	1847.40	1880.92	1914.43	1934.87	1968.38	2022.33	2076.28
L&T	1953.10	1854.55	1887.40	1920.25	1940.10	1972.95	2025.65	2078.35
Lupin	938.30	890.35	906.33	922.32	932.03	948.02	973.72	999.42
M&M	841.95	812.65	822.42	832.18	839.47	849.23	866.28	883.33
Maruti Suzuki India	8125.60	7616.30	7786.07	7955.83	8093.92	8263.68	8571.53	8879.38
NTPC	131.85	129.20	130.08	130.97	131.63	132.52	134.07	135.62
ONGC	158.35	153.40	155.05	156.70	158.05	159.70	162.70	165.70
Power Grid	204.00	199.65	201.10	202.55	204.90	206.35	210.15	213.95
RIL	2438.00	2375.10	2396.07	2417.03	2437.02	2457.98	2498.93	2539.88
SBI	503.65	480.05	487.92	495.78	500.37	508.23	520.68	533.13
Sun Pharma	826.70	800.10	808.97	817.83	826.42	835.28	852.73	870.18
Tata Motors	503.70	477.70	486.37	495.03	499.97	508.63	522.23	535.83
Tata Motors DVR	256.60	234.50	241.87	249.23	253.47	260.83	272.43	284.03
Tata Power	231.75	227.35	228.82	230.28	231.87	233.33	236.38	239.43
Tata Steel	1169.05	1134.30	1145.88	1157.47	1165.43	1177.02	1196.57	1216.12
TCS	3879.85	3744.00	3789.28	3834.57	3906.28	3951.57	4068.57	4185.57
Tech Mahindra	1716.00	1650.00	1672.00	1694.00	1709.50	1731.50	1769.00	1806.50
Ultratech	7585.15	7427.00	7479.72	7532.43	7575.02	7627.73	7723.03	7818.33
Wipro	693.50	671.00	678.50	686.00	697.50	705.00	724.00	743.00
Yes Bank	14.00	13.55	13.70	13.85	14.05	14.20	14.55	14.90
Zee Entertainment	328.30	310.60	316.50	322.40	326.45	332.35	342.30	352.25

Disclaimer

For private circulation only

Website: www.dealmoneyonline.in

DISCLAIMER : SEBI Research Analyst Registration No: INH000002319 For any grievance mail at compliance@dealmoney.in

Dealmoney Securities Private Limited (hereinafter referred to as "Dealmoney") is a registered Member of National Stock Exchange of India Limited, Bombay Stock Exchange Limited and MCX Stock Exchange Limited. Dealmoney is also registered as a Depository Participant with CDSL. Dealmoney is in the process of making an application with SEBI for registering it as a Research Entity in terms of SEBI (Research Analyst) Regulations, 2014. Dealmoney or its associates has not been debarred/ suspended by SEBI or any other regulatory authority for accessing /dealing in securities Market and no material disciplinary action has been taken by SEBI/other regulatory authorities impacting Dealmoney's Equity Research Analysis. Dealmoney or its associates/ analyst including its relatives do not hold any actual/beneficial ownership of more than 1% in the company/ies covered by Analyst (hereinafter referred to as "Subject Company/ies"). Dealmoney or its associates/analyst including its relatives may hold financial interest in the company/ies covered by Analyst (hereinafter referred to as "Subject Company/ies"). Dealmoney or its associates/ analysts or his/her relative does not receive any compensation or other benefits from the subject company/ies mentioned in this research report (hereinafter referred to as "Report") or from a third party in connection with preparation of the report. Accordingly, Dealmoney or its associates/analyst or his/her relative does not have any other material conflict of interest at the time of publication of the Report.

Research analyst/s engaged in preparation of the Report, has not received any compensation / managed or co-managed public offering of securities of the subject company/ies / has not received compensation for investment banking or merchant banking or brokerage services from the subject company/ies / has not received compensation for products or services other than investment banking or merchant banking or brokerage services from the subject company/ies / has not received compensation or other benefits from the subject company/ies or third party in connection with the Report of the subject company/ies during the past twelve months / has not served as an officer, director or employee of subject Company/ies and is not engaged in market making activity of the subject Company/ies.

Dealmoney group companies provides finance related product services like distribution of financial products and as such is a provider of many services like loans, mutual funds, tax & trust planning etc. mentioned in this brochure. And hence, Dealmoney do not warranty / guarantee about performance of any products and customer servicing w.r.t third party products per se.

Third party products are subject to code of conduct to be adhered to by the representatives of Dealmoney and Dealmoney is not responsible for the losses, whether actual or notional incurred by any investor. Services assured and expected may vary from actual service and Dealmoney does not guarantee about the quality of services. Investments in securities and commodities are subject to market and other risks and there is no assurance or guarantee that the objectives of any of the Investments/Schemes/product would be achieved. Past performances are only indicative and returns are not assured and guaranteed by Dealmoney group companies. The price, value of and income from any of the securities or financial instruments mentioned in this report can fall as well as rise. The value of securities and financial instruments is subject to exchange rate fluctuation that may have a positive or adverse effect on the price or income of such securities or financial instruments.

Reports on technical and derivative analysis are based on studying charts of a stock's price movement, outstanding positions and trading volume as opposed to focussing on a company's fundamentals and as such, may not match with a report on a company's fundamentals. The opinions expressed in the Report are our current opinions as of the date of this report and may be subject to change from time to time without notice. Dealmoney or any persons connected with it do not accept any liability arising from use of this material/document/Report.

Information/ opinion conveyed through this material/document/Report are strictly meant for the registered Clients of Dealmoney group of Companies of the respective segments. This information is not intended for distribution to, or use by, any person or entity in any jurisdiction or country where such distribution or use would be contrary to law or regulation or which would subject Dealmoney or its affiliates to any registration requirement within such jurisdiction or country. This information does not constitute an offer to sell or a solicitation of an offer to buy any financial products to any person in any jurisdiction where it is unlawful to make such an offer or solicitation. No part of this material may be duplicated in whole or in part in any form and / or redistributed without the prior written consent of Dealmoney. This material/document/Report is being supplied to you solely for your information, and its contents, information or data may not be reproduced, redistributed or passed on directly or indirectly.

Recipients of the Report shall always independently verify reliability and suitability of the Report and opinions before investing.

For Company details, please visit our website www.dealmoneyonline.com

For research related query, write to us at research@dealmoney.in