

January 13, 2022

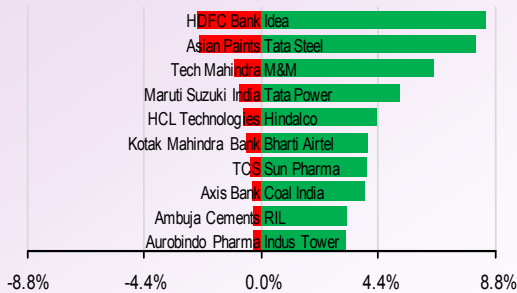
NIFTY TO TRADE BETWEEN 18200-18600

The equity major index NIFTY50, traded in a very narrow range throughout the session but managed to settle at positive note at 18258 level adding 45 points on daily basis. In the session ahead, we see 18200 acting as a crucial support and 18300 should possibly act as an immediate hurdle going forward.

TRADERS COMMENT

Benchmark index opened gap up, market sustained and risen in second half, closed in green. Nifty ended higher by +45.45 points or +0.25% at 18257.80 level.

NIFTY MOVERS & SHAKERS



TOP 5 SECTOR MOVERS

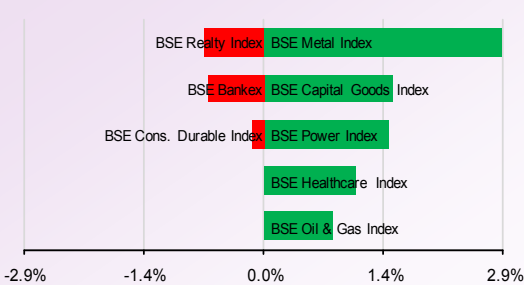
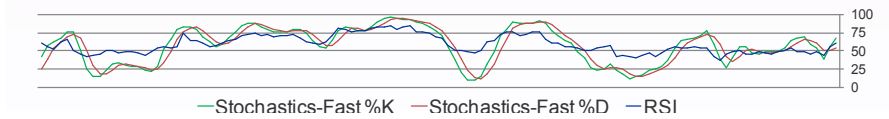
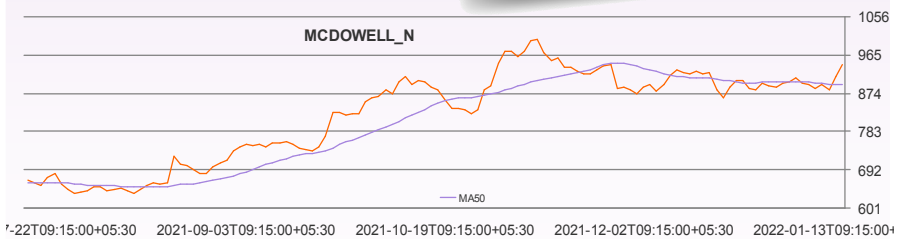


Chart of the Day MCDOWELL above 945

Buy

The stock has registered a bullish consolidation breakout on daily scales and hence we recommend a BUY above 945 for the targets at 964 maintaining a stoploss at 925.



Technical call of the Day WELCORP Buy above 189

The stock is about to resume its uptrend and hence we initiate buy above 189 for the targets at 195 and stoploss is to be maintained at 186.

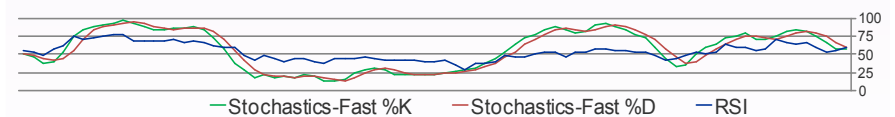
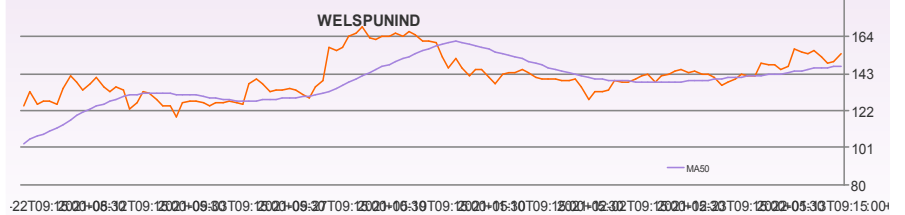


Chart of the Day

Buy: MCDOWELL-N CMP:

Technical Call of the Day

Buy: WELCORP CMP:188.35

We are also available on:



E-mail : research@dealmoney.in
www.dealmoneyonline.com

STOCKS TRADING IN POSITIVE ZONE: POLYCAB, TATAELXSI
 STOCKS TRADING IN NEGATIVE ZONE: WIPRO, GSPL

<ul style="list-style-type: none"> Dixon Technologies: It has entered into Joint Venture Agreement (JV agreement) with Rexxam. Pursuant to the said JV Agreement, Dixon Devices (JV Company) will be 40% owned by Dixon and 60% owned by Rexxam. The JV Company has received approval under PLI scheme of Government of India under White Goods category 	CMP: 5269.5 P/E(ttm): 400.4 Impact Positive
<ul style="list-style-type: none"> Wipro: It is planning to hire about 30,000 freshers in FY23. The company is working continuously to make sure that supply is not a constraint in managing the robust demand environment. Amid the fast-spreading Omicron variant of the COVID virus, the company remains 'very vigilant'. As a proactive measure, the company has decided to close its offices globally for the next four weeks. 	CMP: 649.8 P/E(ttm): 31.6 Impact Positive
<ul style="list-style-type: none"> ITES: It has entered into a memorandum of understanding (MoU) with the Indian Institute of Technology, Roorkee (IIT-R) to explore viable business opportunities in the infrastructure sector. 	CMP: 275.6 P/E(ttm): 7.4 Impact Positive
<ul style="list-style-type: none"> Sandhar Technologies: It has applied under the Production Linked Incentive (PLI) Scheme for Automobile and Auto components of the Ministry of Heavy Industries, Government of India. This will enable the Company to manufacture and undertake Advanced Automotive Technology products for new age Electric Vehicles and provide more efficient. 	CMP: 259.8 P/E(ttm): 19.9 Impact Positive
<ul style="list-style-type: none"> CarTrade Tech: It is planning to launch over 200 abSure (Absolute Sure) retail outlets, a one-stop tailor-made retail facility, pan-India in the next two years. abSure showrooms also offer customers services such as free home car inspection, loan closure assistance, guaranteed ownership transfer and assured payments within 24 hours post-inspection, among others. 	CMP: 817.0 P/E(ttm): 181.3 Impact Positive

ttm = trailing twelve months

Economic Snapshot

- SBI Research in its latest report has said that credit growth, which has been lagging deposits for years, has turned buoyant in the third quarter of this fiscal (Q3FY22) by a wide margin at Rs 3.5 lakh crore as against a steep Rs 2.2 lakh crore decline in deposits, indicating that corporates' plans of capacity expansion across sectors.
- With rising prices of essential kitchen items, the India's retail inflation jumped to a six-month high of 5.59 per cent in December 2021, close to the Reserve Bank of India's (RBI's) upper tolerance limit of 6 per cent. The Consumer Price Index (CPI) based retail inflation was 4.91 per cent in November 2021 and 4.59 per cent in December 2020.



I-SOT

INTRADAY STOCK TRADING

FREQUENCY	ALLOCATION	DURATION	RISK
4 calls a Day	Average Daily Premium of Rs.50,000	Intraday	High Risk

SALIENT FEATURES:

- 👍 Fixed time for call generation – 2 calls at 9:30am and 2 calls @ 12:00pm
- 👍 High Risk – High Returns product
- 👍 Focused product for Intraday Derivative Traders
- 👍 Daily 4 calls to gain from intraday momentum
- 👍 High beta Midcap and Large cap F&O stocks for better entry and exit.

DAILY DIGEST

DERIVATIVES

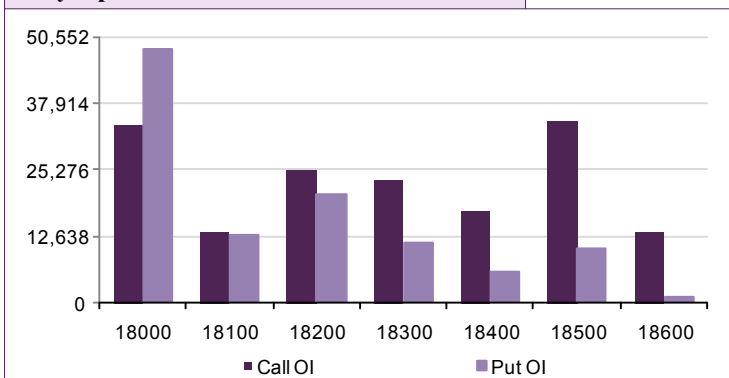
Open Interest Gainers

Stock	Open Interest (contracts)	OI Change (%)	Price (Rs.)	Price change (%)
POLYCAB	838,500	50.5%	2695.65	8.5%
GNFC	3,363,100	25.6%	488.25	8.3%
RAIN	5,575,000	21.0%	254.35	6.6%
HINDCOPPER	13,643,900	19.1%	136.70	4.6%
HDFCBANK	35,329,250	15.8%	1535.10	-2.3%

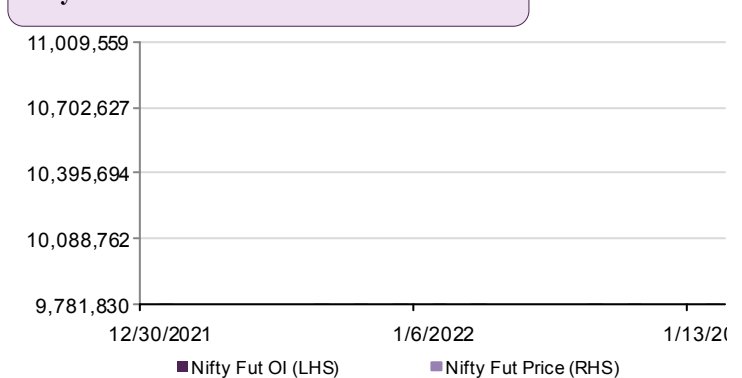
Open Interest Losers

Stock	Open Interest (contracts)	OI Change (%)	Price (Rs.)	Price change (%)
MOTHERSUMI	13,611,500	-17.7%	235.20	-6.8%
INFY	31,029,900	-14.4%	1897.00	1.8%
ASHOKLEY	30,294,000	-9.1%	138.15	2.4%
AARTIIND	1,897,200	-8.3%	1107.10	0.7%
DEEPAKNTR	1,908,000	-7.2%	2659.00	3.0%

Nifty Option OI Distribution



Nifty OI Vs Futures Price



Top 5 Traded Stock Futures

Stock	Expiry Date	No of contracts traded	Contract value (Rs. Lacs)	LTP
INFY	27-Jan-22	73,088	415,390	1897
HDFCBANK	27-Jan-22	37,322	315,922	1535
TATAMOTORS	27-Jan-22	21,455	309,568	513
TCS	27-Jan-22	46,651	272,146	3895
TATASTEEL	27-Jan-22	51,981	265,648	1225

Top 5 Traded Stock Options

Stock	Expiry Date	Option Type	Strike price	No of contracts traded	Contract value (Rs. Lacs)	LTP
INFY	27-Jan-22	CE	1,900	65,116	378,305	34.45
LT	27-Jan-22	CE	2,000	15,587	182,989	50.75
INFY	27-Jan-22	CE	1,920	31,067	181,494	25.40
INFY	27-Jan-22	CE	1,940	30,814	181,175	18.20
INFY	27-Jan-22	CE	2,000	24,684	148,745	7.80

Top 5 Contract Future Volumes

Stock	Expiry Date	No of Contracts traded	Current Cash Volume	Cash Delivery %
INFY	27-Jan-22	73,088	7,175,021	#N/A
TATASTEEL	27-Jan-22	51,981	4,326,987	#N/A
TCS	27-Jan-22	46,651	3,737,081	#N/A
WIPRO	27-Jan-22	46,643	12,454,314	#N/A
HDFCBANK	27-Jan-22	37,322	13,411,804	#N/A

Bottom 5 Contract Future Volumes

Stock	Expiry Date	No of Contracts traded	Current Cash Volume	Cash Delivery %
IBULHSGFIN	27-Jan-22	202	1,802,229	#N/A
IDEA	27-Jan-22	206	76,577,316	#N/A
JKCEMENT	27-Jan-22	249	9,593	#N/A
HONAUT	27-Jan-22	309	5,536	#N/A
WHIRLPOOL	27-Jan-22	376	50,645	#N/A

DAILY DIGEST

SUPPORT / RESISTANCE LEVEL

Company Name	Closing Price	S3	S2	S1	Pivot	R1	R2	R3
ACC	2314.15	2270.75	2285.22	2299.68	2312.57	2327.03	2354.38	2381.73
Adani Ports	772.20	744.00	753.40	762.80	769.40	778.80	794.80	810.80
Ambuja Cements	396.40	388.80	391.33	393.87	397.18	399.72	405.57	411.42
Asian Paints	3456.25	3340.00	3378.75	3417.50	3488.75	3527.50	3637.50	3747.50
Aurobindo Pharma	717.60	704.50	708.87	713.23	719.87	724.23	735.23	746.23
Axis Bank	740.70	725.10	730.30	735.50	742.25	747.45	759.40	771.35
Bajaj Auto	3451.00	3385.70	3407.47	3429.23	3451.77	3473.53	3517.83	3562.13
Bank Of Baroda	93.90	89.75	91.13	92.52	93.58	94.97	97.42	99.87
Bharti Airtel	731.80	716.65	721.70	726.75	731.20	736.25	745.75	755.25
Indus Tower	275.95	269.90	271.92	273.93	276.02	278.03	282.13	286.23
BHEL	62.70	59.55	60.60	61.65	62.65	63.70	65.75	67.80
Bosch	17396.60	16943.45	17094.50	17245.55	17381.05	17532.10	17818.65	18105.20
BPCL	394.50	376.95	382.80	388.65	393.10	398.95	409.25	419.55
Cipla	924.05	888.25	900.18	912.12	920.63	932.57	953.02	973.47
Coal India	164.75	151.55	155.95	160.35	163.40	167.80	175.25	182.70
Dr. Reddy'S Lab	4725.95	4609.60	4648.38	4687.17	4723.38	4762.17	4837.17	4912.17
Eicher Motors	2832.70	2751.00	2778.23	2805.47	2821.73	2848.97	2892.47	2935.97
Gail	144.95	140.15	141.75	143.35	144.35	145.95	148.55	151.15
Grasim	1856.85	1817.00	1830.28	1843.57	1863.28	1876.57	1909.57	1942.57
HCL Technologies	1334.25	1282.90	1300.02	1317.13	1338.27	1355.38	1393.63	1431.88
HDFC	2756.00	2690.20	2712.13	2734.07	2748.03	2769.97	2805.87	2841.77
HDFC Bank	1528.00	1485.80	1499.87	1513.93	1534.47	1548.53	1583.13	1617.73
Hero Motocorp	2593.60	2540.00	2557.87	2575.73	2587.87	2605.73	2635.73	2665.73
Hindalco	507.50	489.30	495.37	501.43	505.22	511.28	521.13	530.98
HUL	2414.20	2384.60	2394.47	2404.33	2413.12	2422.98	2441.63	2460.28
ICICI Bank	824.70	806.80	812.77	818.73	823.37	829.33	839.93	850.53
Idea	12.80	11.95	12.23	12.52	12.88	13.17	13.82	14.47
Indusind Bank	927.10	902.00	910.37	918.73	934.37	942.73	966.73	990.73
Infosys	1896.80	1820.20	1845.73	1871.27	1891.88	1917.42	1963.57	2009.72
ITC	223.95	219.70	221.12	222.53	224.17	225.58	228.63	231.68
Kotak Mahindra Bank	1926.35	1878.20	1894.25	1910.30	1938.60	1954.65	1999.00	2043.35
L&T	2018.40	1922.10	1954.20	1986.30	2007.65	2039.75	2093.20	2146.65
Lupin	958.95	933.75	942.15	950.55	961.00	969.40	988.25	1007.10
M&M	896.00	826.50	849.67	872.83	891.17	914.33	955.83	997.33
Maruti Suzuki India	8077.05	7644.00	7788.35	7932.70	8096.35	8240.70	8548.70	8856.70
NTPC	134.95	130.35	131.88	133.42	135.03	136.57	139.72	142.87
ONGC	163.95	160.60	161.72	162.83	164.17	165.28	167.73	170.18
Power Grid	208.00	201.60	203.73	205.87	208.68	210.82	215.77	220.72
RIL	2535.30	2475.80	2495.63	2515.47	2528.23	2548.07	2580.67	2613.27
SBI	511.35	501.15	504.55	507.95	510.40	513.80	519.65	525.50
Sun Pharma	865.50	797.50	820.17	842.83	856.92	879.58	916.33	953.08
Tata Motors	511.95	475.80	487.85	499.90	506.85	518.90	537.90	556.90
Tata Motors DVR	258.10	240.60	246.43	252.27	257.63	263.47	274.67	285.87
Tata Power	245.30	226.30	232.63	238.97	242.83	249.17	259.37	269.57
Tata Steel	1221.15	1078.80	1126.25	1173.70	1199.60	1247.05	1320.40	1393.75
TCS	3897.90	3791.00	3826.63	3862.27	3892.63	3928.27	3994.27	4060.27
Tech Mahindra	1718.80	1654.70	1676.07	1697.43	1723.17	1744.53	1791.63	1838.73
Ultratech	7606.80	7388.10	7461.00	7533.90	7626.75	7699.65	7865.40	8031.15
Wipro	649.75	630.00	636.58	643.17	654.58	661.17	679.17	697.17
Yes Bank	14.00	13.00	13.33	13.67	13.93	14.27	14.87	15.47
Zee Entertainment	325.45	317.90	320.42	322.93	325.77	328.28	333.63	338.98

Disclaimer

For private circulation only

Website: www.dealmoneyonline.in

DISCLAIMER : SEBI Research Analyst Registration No: INH000002319 For any grievance mail at compliance@dealmoney.in

Dealmoney Securities Private Limited (hereinafter referred to as "Dealmoney") is a registered Member of National Stock Exchange of India Limited, Bombay Stock Exchange Limited and MCX Stock Exchange Limited. Dealmoney is also registered as a Depository Participant with CDSL. Dealmoney is in the process of making an application with SEBI for registering it as a Research Entity in terms of SEBI (Research Analyst) Regulations, 2014. Dealmoney or its associates has not been debarred/ suspended by SEBI or any other regulatory authority for accessing /dealing in securities Market and no material disciplinary action has been taken by SEBI/other regulatory authorities impacting Dealmoney's Equity Research Analysis. Dealmoney or its associates/ analyst including its relatives do not hold any actual/beneficial ownership of more than 1% in the company/ies covered by Analyst (hereinafter referred to as "Subject Company/ies"). Dealmoney or its associates/analyst including its relatives may hold financial interest in the company/ies covered by Analyst (hereinafter referred to as "Subject Company/ies"). Dealmoney or its associates/ analysts or his/her relative does not receive any compensation or other benefits from the subject company/ies mentioned in this research report (hereinafter referred to as "Report") or from a third party in connection with preparation of the report. Accordingly, Dealmoney or its associates/analyst or his/her relative does not have any other material conflict of interest at the time of publication of the Report.

Research analyst/s engaged in preparation of the Report, has not received any compensation / managed or co-managed public offering of securities of the subject company/ies / has not received compensation for investment banking or merchant banking or brokerage services from the subject company/ies / has not received compensation for products or services other than investment banking or merchant banking or brokerage services from the subject company/ies / has not received compensation or other benefits from the subject company/ies or third party in connection with the Report of the subject company/ies during the past twelve months / has not served as an officer, director or employee of subject Company/ies and is not engaged in market making activity of the subject Company/ies.

Dealmoney group companies provides finance related product services like distribution of financial products and as such is a provider of many services like loans, mutual funds, tax & trust planning etc. mentioned in this brochure. And hence, Dealmoney do not warranty / guarantee about performance of any products and customer servicing w.r.t third party products per se.

Third party products are subject to code of conduct to be adhered to by the representatives of Dealmoney and Dealmoney is not responsible for the losses, whether actual or notional incurred by any investor. Services assured and expected may vary from actual service and Dealmoney does not guarantee about the quality of services. Investments in securities and commodities are subject to market and other risks and there is no assurance or guarantee that the objectives of any of the Investments/Schemes/product would be achieved. Past performances are only indicative and returns are not assured and guaranteed by Dealmoney group companies. The price, value of and income from any of the securities or financial instruments mentioned in this report can fall as well as rise. The value of securities and financial instruments is subject to exchange rate fluctuation that may have a positive or adverse effect on the price or income of such securities or financial instruments.

Reports on technical and derivative analysis are based on studying charts of a stock's price movement, outstanding positions and trading volume as opposed to focussing on a company's fundamentals and as such, may not match with a report on a company's fundamentals. The opinions expressed in the Report are our current opinions as of the date of this report and may be subject to change from time to time without notice. Dealmoney or any persons connected with it do not accept any liability arising from use of this material/document/Report.

Information/ opinion conveyed through this material/document/Report are strictly meant for the registered Clients of Dealmoney group of Companies of the respective segments. This information is not intended for distribution to, or use by, any person or entity in any jurisdiction or country where such distribution or use would be contrary to law or regulation or which would subject Dealmoney or its affiliates to any registration requirement within such jurisdiction or country. This information does not constitute an offer to sell or a solicitation of an offer to buy any financial products to any person in any jurisdiction where it is unlawful to make such an offer or solicitation. No part of this material may be duplicated in whole or in part in any form and / or redistributed without the prior written consent of Dealmoney. This material/document/Report is being supplied to you solely for your information, and its contents, information or data may not be reproduced, redistributed or passed on directly or indirectly.

Recipients of the Report shall always independently verify reliability and suitability of the Report and opinions before investing.

For Company details, please visit our website www.dealmoneyonline.com

For research related query, write to us at research@dealmoney.in