

November 03, 2021

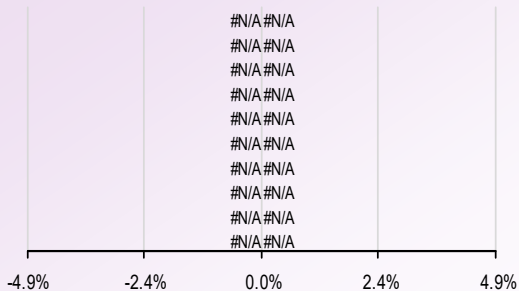
NIFTY TO TRADE BETWEEN 17,800 -17,900

The market remained choppy and is likely to act in the same manner in the absence of buying interest at the current juncture. Over the past two sessions 17950-985 is acting as a strong hurdle which is required to be taken out to edge higher and on the lower front, the index is 17800-850 should provide an immediate support.

TRADERS COMMENT

Benchmark index opened up, market sustained and risen in second half, closed in green. Nifty ended higher by +40.70 points or +0.23% at 17888.95 level.

NIFTY MOVERS & SHAKERS



TOP 5 SECTOR MOVERS




Chart of the Day NETWORK18

Buy above Rs 87.20.

The stock is trading above its prior swing high and above its 20 ema support. We recommend buy only above Rs87.2 with the stoploss of Rs83 for the target of Rs96.

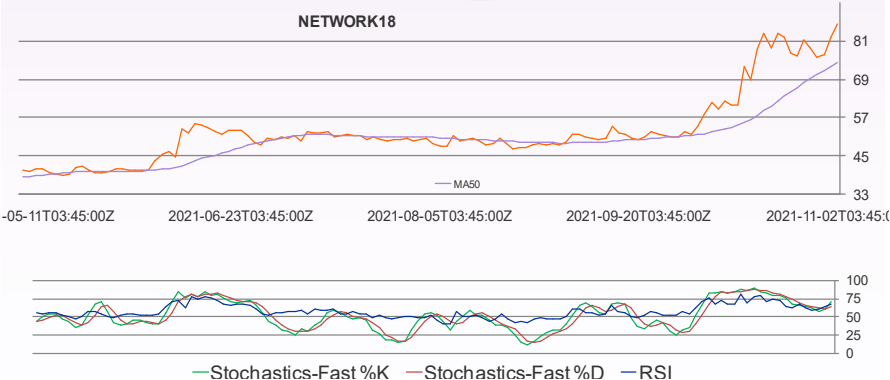


Chart of the Day

Buy:NETWORK18 CMP:86.8

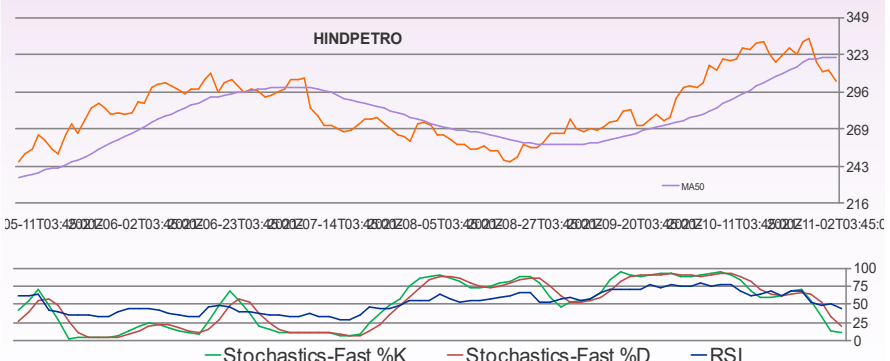
Technical Call of the Day

Sell:HINDPETRO FUT CMP:304.70

Technical call of the Day

HINDPETRO FUT
Sell below Rs 304.

The stock failed to hold the support of 20 EMA and RSI moving towards south direction indicating weakness in stock. We recommend sell only Below Rs304 with the stoploss of Rs307 for the target of Rs298.



We are also available on:



E-mail : research@dealmoney.in
www.dealmoneyonline.com

STOCKS TRADING IN POSITIVE ZONE: MARUTI, TITAN
 STOCKS TRADING IN NEGATIVE ZONE: TATASTEEL, GRASIM.

- Sunteck Realty:** Its wholly owned subsidiary -- Mithra Buildcon LLP (Mithra) has acquired entire equity shares and compulsorily convertible debentures (CCDs), representing 100% on a fully diluted basis, of Industele Property (IPPL), for an aggregate consideration of around Rs 58.51 crore respectively

CMP:	477.7
P/E(ttm):	36.3
Impact	Positive
- Linde India:** It has signed and executed the closing documents and agreements with HPS Gases for completing the acquisition of the packaged gases business of HPS Gases, Vadodara. The acquisition of the packaged gases business of HPS Gases is completed. The said acquisition will help expand Linde India's presence in Packaged Gas and Micro Bulk market in Western India.

CMP:	2498.2
P/E(ttm):	121.5
Impact	Positive
- Relaxo Footwears:** It has commissioned additional capacity of 1.5 lakh pair per day of footwear at unit located in Bhiwadi Rajasthan, taking the total capacity across all categories and Plants to 10 lakh pair per day of footwear

CMP:	1334.7
P/E(ttm):	36.0
Impact	Positive
- Coal India:** supply of coal to power producers registered a 23 percent y-o-y jump to 48.2 million tonnes (MT) in October, in view of concentrated efforts to consolidate dwindling stock of the dry fuel at electricity-generating utilities of the country. In comparison, despatch to coal-fired power plants during October 2020 had stood at 39.2 MT.

CMP:	169.2
P/E(ttm):	12.9
Impact	Positive
- BSE:** It has signed a Memorandum of Understanding (MoU) with one of India's largest private sector bank, HDFC Bank to further encourage and promote listing of Startups and SMEs across India. Through this MoU, HDFC Bank and BSE shall evaluate banking & lending solutions for Start-ups undergoing listing process on Start-ups and SME platform.

CMP:	1348.4
P/E(ttm):	299.3
Impact	Positive

ttm = trailing twelve months

Economic Snapshot

- The Ministry of Commerce and Industry in its provisional data has showed that India's merchandise exports surged 42.33 percent to \$35.47 billion in October 2021 as compared to \$24.92 billion in October 2020, on the back of good performance by the engineering and petroleum sectors.
- The digitisation drive and pandemic-induced emergence of the gig economy have led to a faster formalisation of the economy, with the share of the informal sector shrinking to just 15-20 per cent in 2021 from 52.4 per cent in 2018.



I-SOT

INTRADAY STOCK TRADING

FREQUENCY	ALLOCATION	DURATION	RISK
4 calls a Day	Average Daily Premium of Rs.50,000	Intraday	High Risk

SALIENT FEATURES:

- 👍 Fixed time for call generation – 2 calls at 9:30am and 2 calls @ 12:00pm
- 👍 High Risk – High Returns product
- 👍 Focused product for Intraday Derivative Traders
- 👍 Daily 4 calls to gain from intraday momentum
- 👍 High beta Midcap and Large cap F&O stocks for better entry and exit.

DAILY DIGEST

DERIVATIVES

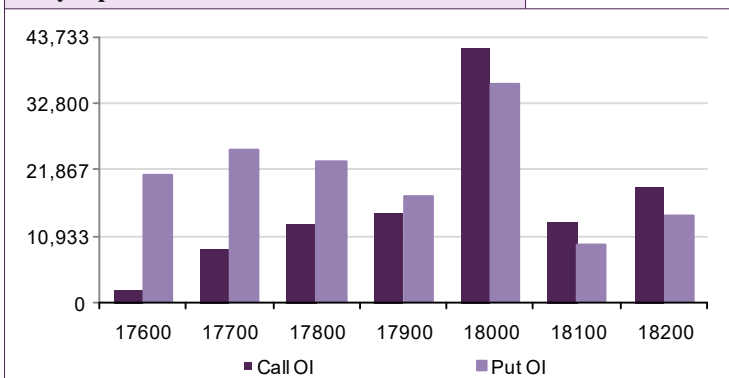
Open Interest Gainers

Stock	Open Interest (contracts)	OI Change (%)	Price (Rs.)	Price change (%)
FSL	1,544,400	49.6%	202.30	-1.6%
WHIRLPOOL	234,500	29.4%	2108.45	-1.0%
CHAMBLFERT	541,500	26.7%	368.35	0.9%
SBICARD	945,500	25.2%	1075.10	0.0%
LAURUSLABS	2,169,900	24.6%	493.35	-1.0%

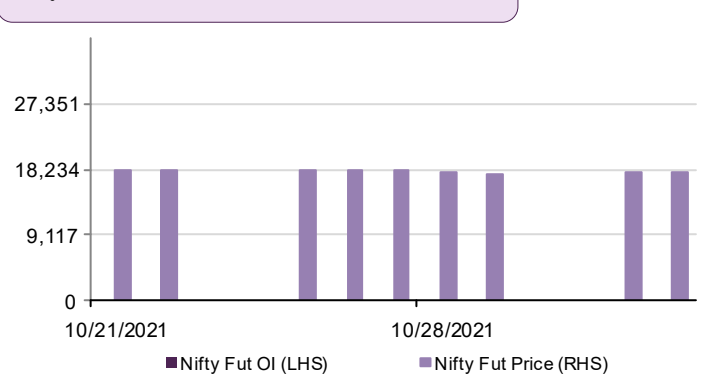
Open Interest Losers

Stock	Open Interest (contracts)	OI Change (%)	Price (Rs.)	Price change (%)
BANDHANBNK	22,003,200	-18.4%	312.10	8.1%
DIXON	399,500	-13.7%	5524.25	3.6%
RBLBANK	25,847,700	-8.5%	207.60	11.5%
CHOLAFIN	9,362,500	-8.0%	612.80	3.8%
SRTRANSFIN	3,570,400	-7.5%	1572.75	9.8%

Nifty Option OI Distribution



Nifty OI Vs Futures Price



Top 5 Traded Stock Futures

Stock	Expiry Date	No of contracts traded	Contract value (Rs. Lacs)	LTP
TATAMOTORS	25-Nov-21	22,034	311,597	490
SUNPHARMA	25-Nov-21	50,526	288,579	818
SBIN	25-Nov-21	31,561	246,956	524
TATAPOWER	25-Nov-21	15,539	242,829	229
RELIANCE	25-Nov-21	25,691	162,152	2514

Top 5 Traded Stock Options

Stock	Expiry Date	Option Type	Strike price	No of contracts traded	Contract value (Rs. Lacs)	LTP
MARUTI	25-Nov-21	CE	8,000	24,418	199,605	142.00
MARUTI	25-Nov-21	CE	7,800	12,839	103,477	218.35
MARUTI	25-Nov-21	CE	7,900	11,779	95,679	177.40
GODREJPROP	25-Nov-21	CE	2,400	8,176	66,536	96.60
BHARTIARTL	25-Nov-21	CE	720	4,632	65,222	25.05

Top 5 Contract Future Volumes

Stock	Expiry Date	No of Contracts traded	Current Cash Volume	Cash Delivery %
SUNPHARMA	25-Nov-21	50,526	3,436,918	1952.0%
SBIN	25-Nov-21	31,561	8,002,712	2986.0%
TATASTEEL	25-Nov-21	26,525	2,856,866	3959.0%
RELIANCE	25-Nov-21	25,691	2,997,092	6145.0%
TATAMOTORS	25-Nov-21	22,034	8,434,721	1635.0%

Bottom 5 Contract Future Volumes

Stock	Expiry Date	No of Contracts traded	Current Cash Volume	Cash Delivery %
SYNGENE	25-Nov-21	227	135,684	5181.0%
ATUL	25-Nov-21	238	8,321	4398.0%
ABBOTINDIA	25-Nov-21	256	2,763	2941.0%
APLLTD	25-Nov-21	283	115,443	6462.0%
PFIZER	25-Nov-21	355	8,727	4435.0%

DAILY DIGEST

SUPPORT / RESISTANCE LEVEL

Company Name	Closing Price	S3	S2	S1	Pivot	R1	R2	R3
ACC	2392.00	2333.80	2353.20	2372.60	2394.30	2413.70	2454.80	2495.90
Adani Ports	702.35	686.30	691.65	697.00	706.00	711.35	725.70	740.05
Ambuja Cements	407.25	395.75	399.58	403.42	408.93	412.77	422.12	431.47
Asian Paints	3103.35	3020.20	3047.92	3075.63	3107.72	3135.43	3195.23	3255.03
Aurobindo Pharma	691.20	676.05	681.10	686.15	695.05	700.10	714.05	728.00
Axis Bank	755.85	734.75	741.78	748.82	755.08	762.12	775.42	788.72
Bajaj Auto	3741.85	3664.10	3690.02	3715.93	3752.97	3778.88	3841.83	3904.78
Bank Of Baroda	102.30	94.80	97.30	99.80	101.30	103.80	107.80	111.80
Bharti Airtel	713.95	696.00	701.98	707.97	715.53	721.52	735.07	748.62
Indus Tower	285.35	276.80	279.65	282.50	285.15	288.00	293.50	299.00
BHEL	72.35	70.00	70.78	71.57	72.28	73.07	74.57	76.07
Bosch	17745.75	17176.65	17366.35	17556.05	17729.70	17919.40	18282.75	18646.10
BPCL	416.15	407.30	410.25	413.20	418.55	421.50	429.80	438.10
Cipla	903.40	888.15	893.23	898.32	905.58	910.67	923.02	935.37
Coal India	169.20	162.95	165.03	167.12	170.43	172.52	177.92	183.32
Dr. Reddy'S Lab	4746.10	4640.00	4675.37	4710.73	4757.37	4792.73	4874.73	4956.73
Eicher Motors	2542.45	2479.00	2500.15	2521.30	2547.15	2568.30	2615.30	2662.30
Gail	150.95	145.95	147.62	149.28	152.02	153.68	158.08	162.48
Grasim	1744.05	1670.00	1694.68	1719.37	1762.18	1786.87	1854.37	1921.87
HCL Technologies	1170.65	1142.60	1151.95	1161.30	1178.20	1187.55	1213.80	1240.05
HDFC	2900.05	2814.05	2842.72	2871.38	2894.32	2922.98	2974.58	3026.18
HDFC Bank	1606.75	1578.10	1587.65	1597.20	1609.60	1619.15	1641.10	1663.05
Hero Motocorp	2684.30	2651.55	2662.47	2673.38	2687.47	2698.38	2723.38	2748.38
Hindalco	468.40	453.30	458.33	463.37	472.18	477.22	491.07	504.92
HUL	2418.90	2376.00	2390.30	2404.60	2416.30	2430.60	2456.60	2482.60
ICICI Bank	800.95	786.00	790.98	795.97	802.98	807.97	819.97	831.97
Idea	10.05	9.75	9.85	9.95	10.10	10.20	10.45	10.70
Indusind Bank	1212.55	1173.90	1186.78	1199.67	1219.88	1232.77	1265.87	1298.97
Infosys	1697.90	1666.25	1676.80	1687.35	1696.90	1707.45	1727.55	1747.65
ITC	225.60	219.75	221.70	223.65	226.45	228.40	233.15	237.90
Kotak Mahindra Bank	2076.65	2026.50	2043.22	2059.93	2076.72	2093.43	2126.93	2160.43
L&T	1815.65	1766.35	1782.78	1799.22	1811.83	1828.27	1857.32	1886.37
Lupin	930.75	908.40	915.85	923.30	936.15	943.60	963.90	984.20
M&M	861.50	838.70	846.30	853.90	866.60	874.20	894.50	914.80
Maruti Suzuki India	7791.75	7351.60	7498.32	7645.03	7777.52	7924.23	8203.43	8482.63
NTPC	136.65	129.20	131.68	134.17	137.48	139.97	145.77	151.57
ONGC	152.95	147.90	149.58	151.27	153.03	154.72	158.17	161.62
Power Grid	185.50	179.05	181.20	183.35	187.30	189.45	195.55	201.65
RIL	2500.80	2442.50	2461.93	2481.37	2514.68	2534.12	2586.87	2639.62
SBI	521.70	499.10	506.63	514.17	519.58	527.12	540.07	553.02
Sun Pharma	815.40	729.50	758.13	786.77	811.38	840.02	893.27	946.52
Tata Motors	487.85	463.00	471.28	479.57	494.78	503.07	526.57	550.07
Tata Motors DVR	261.05	246.10	251.08	256.07	262.53	267.52	278.97	290.42
Tata Power	228.50	219.50	222.50	225.50	230.25	233.25	241.00	248.75
Tata Steel	1313.65	1251.60	1272.28	1292.97	1331.48	1352.17	1411.37	1470.57
TCS	3484.20	3425.90	3445.33	3464.77	3489.18	3508.62	3552.47	3596.32
Tech Mahindra	1490.60	1453.15	1465.63	1478.12	1500.53	1513.02	1547.92	1582.82
Ultratech	7713.35	7561.00	7611.78	7662.57	7739.18	7789.97	7917.37	8044.77
Wipro	653.80	641.20	645.40	649.60	655.30	659.50	669.40	679.30
Yes Bank	13.05	12.75	12.85	12.95	13.10	13.20	13.45	13.70
Zee Entertainment	313.85	304.60	307.68	310.77	313.83	316.92	323.07	329.22

Disclaimer

For private circulation only

Website: www.dealmoneyonline.in

DISCLAIMER : SEBI Research Analyst Registration No: INH000002319 For any grievance mail at compliance@dealmoney.in

Dealmoney Securities Private Limited (hereinafter referred to as "Dealmoney") is a registered Member of National Stock Exchange of India Limited, Bombay Stock Exchange Limited and MCX Stock Exchange Limited. Dealmoney is also registered as a Depository Participant with CDSL. Dealmoney is in the process of making an application with SEBI for registering it as a Research Entity in terms of SEBI (Research Analyst) Regulations, 2014. Dealmoney or its associates has not been debarred/ suspended by SEBI or any other regulatory authority for accessing /dealing in securities Market and no material disciplinary action has been taken by SEBI/other regulatory authorities impacting Dealmoney's Equity Research Analysis. Dealmoney or its associates/ analyst including its relatives do not hold any actual/beneficial ownership of more than 1% in the company/ies covered by Analyst (hereinafter referred to as "Subject Company/ies"). Dealmoney or its associates/analyst including its relatives may hold financial interest in the company/ies covered by Analyst (hereinafter referred to as "Subject Company/ies"). Dealmoney or its associates/ analysts or his/her relative does not receive any compensation or other benefits from the subject company/ies mentioned in this research report (hereinafter referred to as "Report") or from a third party in connection with preparation of the report. Accordingly, Dealmoney or its associates/analyst or his/her relative does not have any other material conflict of interest at the time of publication of the Report.

Research analyst/s engaged in preparation of the Report, has not received any compensation / managed or co-managed public offering of securities of the subject company/ies / has not received compensation for investment banking or merchant banking or brokerage services from the subject company/ies / has not received compensation for products or services other than investment banking or merchant banking or brokerage services from the subject company/ies / has not received compensation or other benefits from the subject company/ies or third party in connection with the Report of the subject company/ies during the past twelve months / has not served as an officer, director or employee of subject Company/ies and is not engaged in market making activity of the subject Company/ies.

Dealmoney group companies provides finance related product services like distribution of financial products and as such is a provider of many services like loans, mutual funds, tax & trust planning etc. mentioned in this brochure. And hence, Dealmoney do not warranty / guarantee about performance of any products and customer servicing w.r.t third party products per se.

Third party products are subject to code of conduct to be adhered to by the representatives of Dealmoney and Dealmoney is not responsible for the losses, whether actual or notional incurred by any investor. Services assured and expected may vary from actual service and Dealmoney does not guarantee about the quality of services. Investments in securities and commodities are subject to market and other risks and there is no assurance or guarantee that the objectives of any of the Investments/Schemes/product would be achieved. Past performances are only indicative and returns are not assured and guaranteed by Dealmoney group companies. The price, value of and income from any of the securities or financial instruments mentioned in this report can fall as well as rise. The value of securities and financial instruments is subject to exchange rate fluctuation that may have a positive or adverse effect on the price or income of such securities or financial instruments.

Reports on technical and derivative analysis are based on studying charts of a stock's price movement, outstanding positions and trading volume as opposed to focussing on a company's fundamentals and as such, may not match with a report on a company's fundamentals. The opinions expressed in the Report are our current opinions as of the date of this report and may be subject to change from time to time without notice. Dealmoney or any persons connected with it do not accept any liability arising from use of this material/document/Report.

Information/ opinion conveyed through this material/document/Report are strictly meant for the registered Clients of Dealmoney group of Companies of the respective segments. This information is not intended for distribution to, or use by, any person or entity in any jurisdiction or country where such distribution or use would be contrary to law or regulation or which would subject Dealmoney or its affiliates to any registration requirement within such jurisdiction or country. This information does not constitute an offer to sell or a solicitation of an offer to buy any financial products to any person in any jurisdiction where it is unlawful to make such an offer or solicitation. No part of this material may be duplicated in whole or in part in any form and / or redistributed without the prior written consent of Dealmoney. This material/document/Report is being supplied to you solely for your information, and its contents, information or data may not be reproduced, redistributed or passed on directly or indirectly.

Recipients of the Report shall always independently verify reliability and suitability of the Report and opinions before investing.

For Company details, please visit our website www.dealmoneyonline.com

For research related query, write to us at research@dealmoney.in