

November 09, 2021

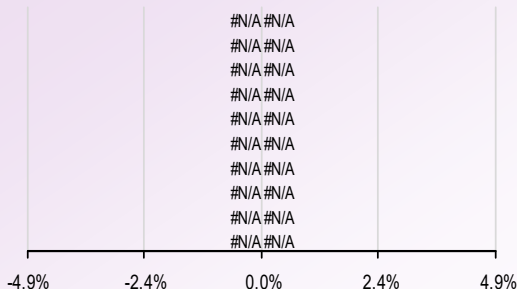
NIFTY TO TRADE BETWEEN 18,000 -18,150

The index has taken out its shorter period EMA which was offering a stiff resistance and now shall provide an immediate support at 18000 levels. On the higher side 18300-350 levels is likely to act as a hurdle which needs to be taken out decisively before any further gains thereafter.

TRADERS COMMENT

Benchmark index opened gap up, market sustained and risen in second half, closed in green. Nifty ended higher by +151.75 points or +.85 % at 18068.55 level.

NIFTY MOVERS & SHAKERS



TOP 5 SECTOR MOVERS

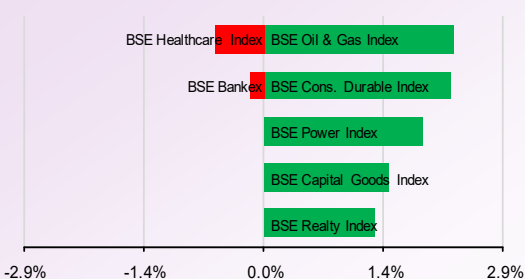
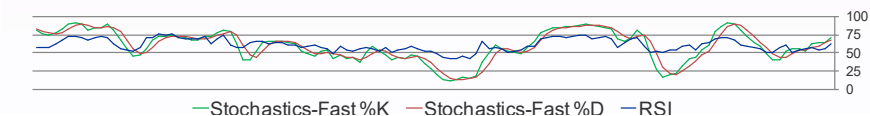
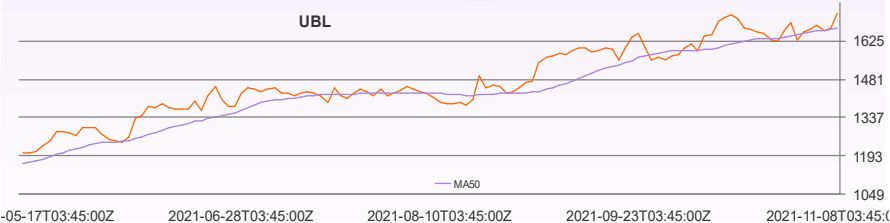


Chart of the Day

UBL
Buy above Rs 1733.

The stock is trading above its prior swing high and above its 20 ema support. We recommend buy only above Rs1733 with the stoploss of Rs1716 for the target of Rs1785.



Technical call of the Day

AUROPHARMA FUT
Sell below Rs 671.

The stock failed to hold the support of 20 EMA and RSI moving towards south direction indicating weakness in stock. We recommend sell only Below Rs671 with the stoploss of Rs677 for the target of Rs658.

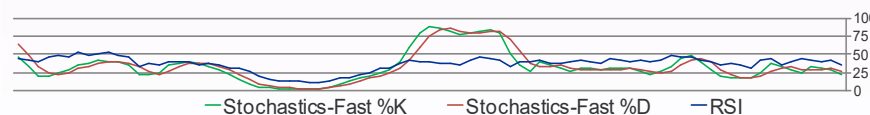
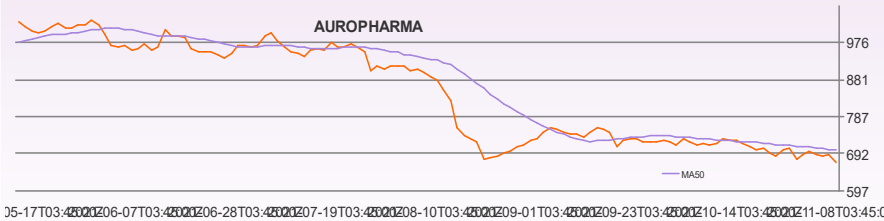


Chart of the Day
Buy:UBL CMP:1732.0

Technical Call of the Day
Sell:AUROPHARMA FUT CMP:672.85

We are also available on:



E-mail : research@dealmoney.in
www.dealmoneyonline.com

STOCKS TRADING IN POSITIVE ZONE: IGL, HINDPETRO
STOCKS TRADING IN NEGATIVE ZONE: DIVISLAB, INDUINDBK.

- BPCL:** It is betting big on electric vehicle (EV) charging infrastructure and has chalked out a plan to offer charging stations at around 7,000 petrol pumps over next few years. The company has distribution network involving more than 19,000 retail outlets (fuel stations) across the country.

CMP:	431.8
P/E(ttm):	32.8
Impact	Positive
- SpiceJet:** has launched new scheme under which passengers will be able to pay for tickets in three, six or 12 installments. As part of the launch offer, customers will be able to enjoy three months EMI option at no additional cost (no interest). To avail the EMI scheme, passengers need to provide basic details like PAN number, Aadhar number or VID and verify it with a one-time password.

CMP:	72.5
P/E(ttm):	3.5
Impact	Positive
- Zydus Cadila:** Its three-dose Covid vaccine ZyCoV-D is set to be included in the national anti-coronavirus inoculation program this month with the Centre placing a purchase order with the Ahmedabad-based firm for one crore doses.

CMP:	494.5
P/E(ttm):	13.4
Impact	Positive
- JBM Auto:** It has received prestigious order for supply, operation and maintenance of 200 Air Conditioned Fully Built Low Floor Electric Buses of 12 Meter Length. The company has bagged order from Delhi Transport Corporation under Govt. of India Flagship Fame II EV Policy.

CMP:	657.2
P/E(ttm):	50.3
Impact	Positive
- Larsen & Toubro:** Its construction arm -- L&T construction has secured orders for its various businesses in India. The company's Metallurgical & Material Handling (MMH) business has been awarded an Engineering, Procurement & Construction (EPC) order for 12 MTPA Dry Circuit Systems on a turnkey basis for a Screening Plant (SP-III) from NMDC at their Kirandul Complex, Chhattisgarh.

CMP:	1924.6
P/E(ttm):	427.2
Impact	Positive

ttm = trailing twelve months

Economic Snapshot

- Capital markets regulator -- Securities and Exchange Board of India (SEBI) has come out with simplified norms for processing investor's service requests by registrar and share transfer agent (RTAs) to push ease of doing business. In addition, the regulator has put in place a framework for furnishing PAN, KYC (Know Your Client) details and nomination by holders of physical securities. The move is part of SEBI's ongoing measure to enhance the ease of doing business for investors in the securities market.
- The Reserve Bank of India (RBI) in its latest report showed that India's forex reserves have increased by \$1.919 billion to \$642.019 billion for the week ended October 29 on a healthy increase in the currency assets and value of gold.



I-SOT

INTRADAY STOCK TRADING

FREQUENCY	ALLOCATION	DURATION	RISK
4 calls a Day	Average Daily Premium of Rs.50,000	Intraday	High Risk

SALIENT FEATURES:

- 👍 Fixed time for call generation – 2 calls at 9:30am and 2 calls @ 12:00pm
- 👍 High Risk – High Returns product
- 👍 Focused product for Intraday Derivative Traders
- 👍 Daily 4 calls to gain from intraday momentum
- 👍 High beta Midcap and Large cap F&O stocks for better entry and exit.

DAILY DIGEST

DERIVATIVES

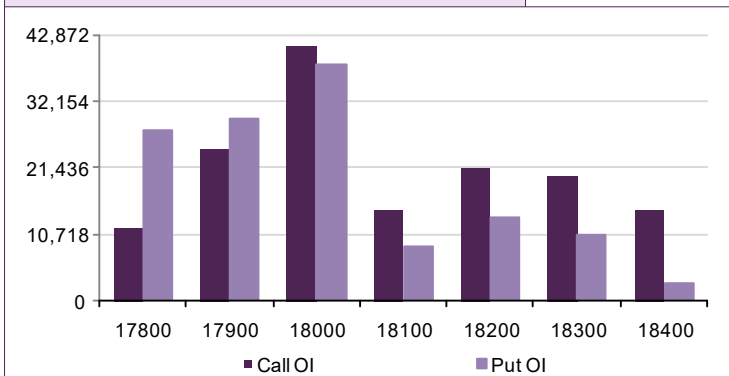
Open Interest Gainers

Stock	Open Interest (contracts)	OI Change (%)	Price (Rs.)	Price change (%)
JKCEMENT	166,250	50.6%	3799.50	8.0%
WHIRLPOOL	357,000	39.7%	2314.75	9.2%
BSOFT	1,155,700	36.3%	418.75	2.1%
INDUSINDBK	17,612,100	26.2%	1066.65	-10.6%
ATUL	30,000	23.1%	8837.15	-0.3%

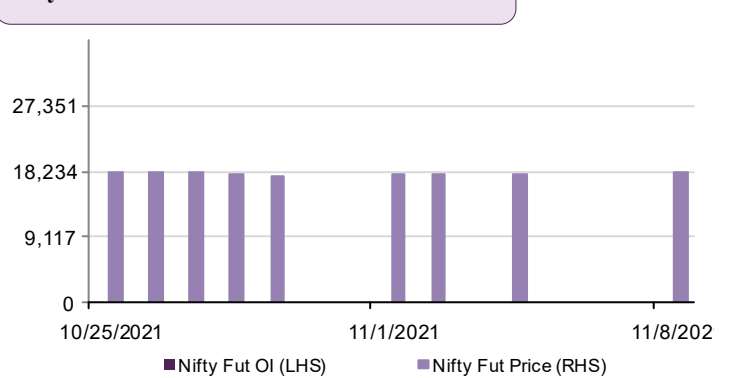
Open Interest Losers

Stock	Open Interest (contracts)	OI Change (%)	Price (Rs.)	Price change (%)
TITAN	5,782,875	-14.0%	2540.90	4.4%
ICICIPRULI	4,082,250	-8.1%	657.75	4.8%
MINDTREE	1,924,600	-8.1%	4839.25	3.5%
INDHOTEL	16,134,300	-6.7%	213.25	0.1%
BHARTIARTL	64,953,840	-5.3%	712.50	1.4%

Nifty Option OI Distribution



Nifty OI Vs Futures Price



Top 5 Traded Stock Futures

Stock	Expiry Date	No of contracts traded	Contract value (Rs. Lacs)	LTP
INDUSINDBK	25-Nov-21	34,967	338,955	1067
SBIN	25-Nov-21	39,322	310,153	526
ICICIBANK	25-Nov-21	22,186	238,390	782
RELIANCE	25-Nov-21	37,017	230,973	2515
TATAMOTORS	25-Nov-21	15,048	215,223	504

Top 5 Traded Stock Options

Stock	Expiry Date	Option Type	Strike price	No of contracts traded	Contract value (Rs. Lacs)	LTP
INDUSINDBK	25-Nov-21	CE	1,100	15,608	160,386	38.75
INDUSINDBK	25-Nov-21	PE	1,000	15,910	146,983	26.15
HDFC	25-Nov-21	CE	3,000	15,153	138,887	56.50
INDUSINDBK	25-Nov-21	CE	1,200	12,569	137,445	14.20
EICHERMOT	25-Nov-21	CE	2,800	10,944	109,641	49.05

Top 5 Contract Future Volumes

Stock	Expiry Date	No of Contracts traded	Current Cash Volume	Cash Delivery %
SBIN	25-Nov-21	39,322	13,809,608	3752.0%
RELIANCE	25-Nov-21	37,017	6,743,994	7185.0%
INDUSINDBK	25-Nov-21	34,967	8,975,855	3085.0%
ICICIBANK	25-Nov-21	22,186	8,529,301	6106.0%
INFY	25-Nov-21	21,777	3,687,695	7030.0%

Bottom 5 Contract Future Volumes

Stock	Expiry Date	No of Contracts traded	Current Cash Volume	Cash Delivery %
PNB	25-Nov-21	124	16,359,763	2932.0%
ESCORTS	25-Nov-21	179	450,186	3450.0%
ABBOTINDIA	25-Nov-21	183	3,643	4876.0%
ATUL	25-Nov-21	282	30,635	7124.0%
CROMPTON	25-Nov-21	365	301,370	4850.0%

DAILY DIGEST

SUPPORT / RESISTANCE LEVEL

Company Name	Closing Price	S3	S2	S1	Pivot	R1	R2	R3
ACC	2518.35	2350.10	2406.18	2462.27	2496.13	2552.22	2642.17	2732.12
Adani Ports	730.45	683.10	698.88	714.67	724.88	740.67	766.67	792.67
Ambuja Cements	429.75	396.55	407.62	418.68	424.52	435.58	452.48	469.38
Asian Paints	3138.00	3009.30	3052.20	3095.10	3138.05	3180.95	3266.80	3352.65
Aurobindo Pharma	672.00	630.50	644.33	658.17	675.93	689.77	721.37	752.97
Axis Bank	751.05	722.00	731.68	741.37	751.18	760.87	780.37	799.87
Bajaj Auto	3777.30	3687.20	3717.23	3747.27	3773.63	3803.67	3860.07	3916.47
Bank Of Baroda	105.65	96.50	99.55	102.60	104.50	107.55	112.50	117.45
Bharti Airtel	709.00	693.10	698.40	703.70	709.30	714.60	725.50	736.40
Indus Tower	290.55	280.80	284.05	287.30	291.65	294.90	302.50	310.10
BHEL	73.00	70.00	71.00	72.00	72.95	73.95	75.90	77.85
Bosch	18245.45	17092.20	17476.62	17861.03	18105.52	18489.93	19118.83	19747.73
BPCL	431.75	410.15	417.35	424.55	428.65	435.85	447.15	458.45
Cipla	913.70	879.45	890.87	902.28	910.12	921.53	940.78	960.03
Coal India	171.70	162.80	165.77	168.73	171.47	174.43	180.13	185.83
Dr. Reddy'S Lab	4788.75	4592.05	4657.62	4723.18	4766.67	4832.23	4941.28	5050.33
Eicher Motors	2711.25	2584.90	2627.02	2669.13	2723.07	2765.18	2861.23	2957.28
Gail	151.90	148.05	149.33	150.62	151.88	153.17	155.72	158.27
Grasim	1848.95	1701.90	1750.92	1799.93	1828.52	1877.53	1955.13	2032.73
HCL Technologies	1182.85	1144.30	1157.15	1170.00	1181.40	1194.25	1218.50	1242.75
HDFC	2979.55	2810.30	2866.72	2923.13	2962.57	3018.98	3114.83	3210.68
HDFC Bank	1600.25	1536.20	1557.55	1578.90	1591.80	1613.15	1647.40	1681.65
Hero Motocorp	2682.90	2631.30	2648.50	2665.70	2687.70	2704.90	2744.10	2783.30
Hindalco	469.80	436.95	447.90	458.85	470.15	481.10	503.35	525.60
HUL	2431.90	2351.20	2378.10	2405.00	2427.00	2453.90	2502.80	2551.70
ICICI Bank	780.15	753.30	762.25	771.20	782.10	791.05	810.90	830.75
Idea	9.80	9.25	9.43	9.62	9.88	10.07	10.52	10.97
Indusind Bank	1061.15	953.20	989.18	1025.17	1077.58	1113.57	1201.97	1290.37
Infosys	1737.50	1665.00	1689.17	1713.33	1727.17	1751.33	1789.33	1827.33
ITC	229.80	220.70	223.73	226.77	228.73	231.77	236.77	241.77
Kotak Mahindra Bank	2118.85	1982.40	2027.88	2073.37	2100.48	2145.97	2218.57	2291.17
L&T	1924.55	1870.50	1888.52	1906.53	1930.22	1948.23	1989.93	2031.63
Lupin	929.30	888.05	901.80	915.55	925.75	939.50	963.45	987.40
M&M	859.50	830.35	840.07	849.78	864.02	873.73	897.68	921.63
Maruti Suzuki India	7684.60	7461.40	7535.80	7610.20	7746.40	7820.80	8031.40	8242.00
NTPC	140.30	132.50	135.10	137.70	139.15	141.75	145.80	149.85
ONGC	154.90	147.85	150.20	152.55	154.05	156.40	160.25	164.10
Power Grid	189.15	178.85	182.28	185.72	188.03	191.47	197.22	202.97
RIL	2501.95	2392.80	2429.18	2465.57	2492.78	2529.17	2592.77	2656.37
SBI	523.25	498.45	506.72	514.98	524.72	532.98	550.98	568.98
Sun Pharma	800.00	763.00	775.33	787.67	795.33	807.67	827.67	847.67
Tata Motors	501.40	475.65	484.23	492.82	498.83	507.42	522.02	536.62
Tata Motors DVR	269.10	253.20	258.50	263.80	267.40	272.70	281.60	290.50
Tata Power	234.55	221.85	226.08	230.32	232.98	237.22	244.12	251.02
Tata Steel	1343.25	1264.55	1290.78	1317.02	1332.33	1358.57	1400.12	1441.67
TCS	3502.75	3414.40	3443.85	3473.30	3510.65	3540.10	3606.90	3673.70
Tech Mahindra	1556.20	1445.80	1482.60	1519.40	1541.10	1577.90	1636.40	1694.90
Ultratech	8214.05	7421.00	7685.35	7949.70	8109.35	8373.70	8797.70	9221.70
Wipro	658.35	634.00	642.12	650.23	655.62	663.73	677.23	690.73
Yes Bank	13.10	12.65	12.80	12.95	13.20	13.35	13.75	14.15
Zee Entertainment	316.80	297.05	303.63	310.22	315.58	322.17	334.12	346.07

Disclaimer

For private circulation only

Website: www.dealmoneyonline.in

DISCLAIMER : SEBI Research Analyst Registration No: INH000002319 For any grievance mail at compliance@dealmoney.in

Dealmoney Securities Private Limited (hereinafter referred to as "Dealmoney") is a registered Member of National Stock Exchange of India Limited, Bombay Stock Exchange Limited and MCX Stock Exchange Limited. Dealmoney is also registered as a Depository Participant with CDSL. Dealmoney is in the process of making an application with SEBI for registering it as a Research Entity in terms of SEBI (Research Analyst) Regulations, 2014. Dealmoney or its associates has not been debarred/ suspended by SEBI or any other regulatory authority for accessing /dealing in securities Market and no material disciplinary action has been taken by SEBI/other regulatory authorities impacting Dealmoney's Equity Research Analysis. Dealmoney or its associates/ analyst including its relatives do not hold any actual/beneficial ownership of more than 1% in the company/ies covered by Analyst (hereinafter referred to as "Subject Company/ies"). Dealmoney or its associates/analyst including its relatives may hold financial interest in the company/ies covered by Analyst (hereinafter referred to as "Subject Company/ies"). Dealmoney or its associates/ analysts or his/her relative does not receive any compensation or other benefits from the subject company/ies mentioned in this research report (hereinafter referred to as "Report") or from a third party in connection with preparation of the report. Accordingly, Dealmoney or its associates/analyst or his/her relative does not have any other material conflict of interest at the time of publication of the Report.

Research analyst/s engaged in preparation of the Report, has not received any compensation / managed or co-managed public offering of securities of the subject company/ies / has not received compensation for investment banking or merchant banking or brokerage services from the subject company/ies / has not received compensation for products or services other than investment banking or merchant banking or brokerage services from the subject company/ies / has not received compensation or other benefits from the subject company/ies or third party in connection with the Report of the subject company/ies during the past twelve months / has not served as an officer, director or employee of subject Company/ies and is not engaged in market making activity of the subject Company/ies.

Dealmoney group companies provides finance related product services like distribution of financial products and as such is a provider of many services like loans, mutual funds, tax & trust planning etc. mentioned in this brochure. And hence, Dealmoney do not warranty / guarantee about performance of any products and customer servicing w.r.t third party products per se.

Third party products are subject to code of conduct to be adhered to by the representatives of Dealmoney and Dealmoney is not responsible for the losses, whether actual or notional incurred by any investor. Services assured and expected may vary from actual service and Dealmoney does not guarantee about the quality of services. Investments in securities and commodities are subject to market and other risks and there is no assurance or guarantee that the objectives of any of the Investments/Schemes/product would be achieved. Past performances are only indicative and returns are not assured and guaranteed by Dealmoney group companies. The price, value of and income from any of the securities or financial instruments mentioned in this report can fall as well as rise. The value of securities and financial instruments is subject to exchange rate fluctuation that may have a positive or adverse effect on the price or income of such securities or financial instruments.

Reports on technical and derivative analysis are based on studying charts of a stock's price movement, outstanding positions and trading volume as opposed to focussing on a company's fundamentals and as such, may not match with a report on a company's fundamentals. The opinions expressed in the Report are our current opinions as of the date of this report and may be subject to change from time to time without notice. Dealmoney or any persons connected with it do not accept any liability arising from use of this material/document/Report.

Information/ opinion conveyed through this material/document/Report are strictly meant for the registered Clients of Dealmoney group of Companies of the respective segments. This information is not intended for distribution to, or use by, any person or entity in any jurisdiction or country where such distribution or use would be contrary to law or regulation or which would subject Dealmoney or its affiliates to any registration requirement within such jurisdiction or country. This information does not constitute an offer to sell or a solicitation of an offer to buy any financial products to any person in any jurisdiction where it is unlawful to make such an offer or solicitation. No part of this material may be duplicated in whole or in part in any form and / or redistributed without the prior written consent of Dealmoney. This material/document/Report is being supplied to you solely for your information, and its contents, information or data may not be reproduced, redistributed or passed on directly or indirectly.

Recipients of the Report shall always independently verify reliability and suitability of the Report and opinions before investing.

For Company details, please visit our website www.dealmoneyonline.com

For research related query, write to us at research@dealmoney.in