

November 10, 2021

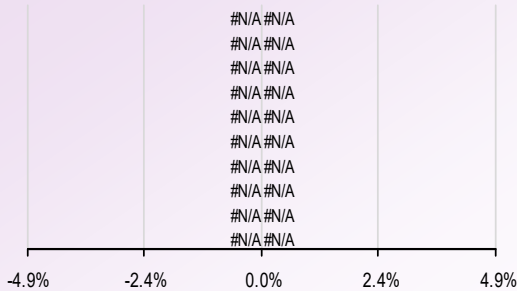
NIFTY TO TRADE BETWEEN 18,000 -18,150

The equity index NIFTY50 traded in a subdued manner throughout the day to settle at 18044.25 level with a loss of just 24 points. The index is likely to act in the same fashion until we see a clear breakout above 18350 levels for an upside later. On the downside it might see support at or around 17850 & 17600 thereafter.

TRADERS COMMENT

Benchmark index opened gap up, market sustained and rised in second half, closed in red. Nifty ended lower by -24.30 points or -0.13 % at 18044.25 level.

NIFTY MOVERS & SHAKERS



TOP 5 SECTOR MOVERS

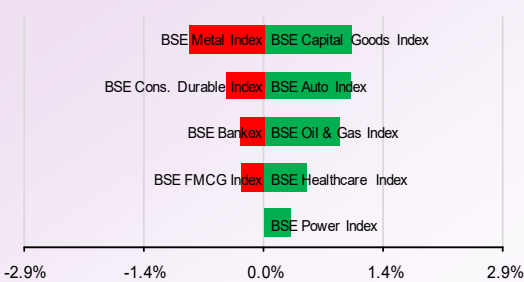


Chart of the Day FLUOROCHEM Buy above Rs 2040.

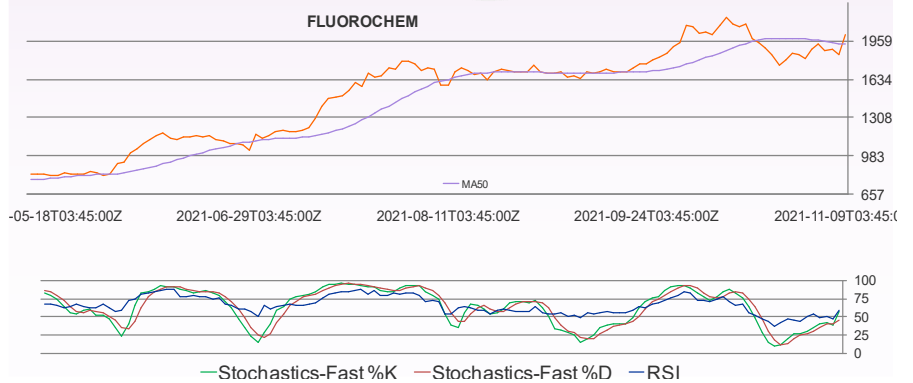
The stock is trading above its prior swing high and above its 20 ema support. We recommend buy only above Rs2040 with the stoploss of Rs2020 for the target of Rs2090.

Chart of the Day

Buy:FLUOROCHEM CMP:2035

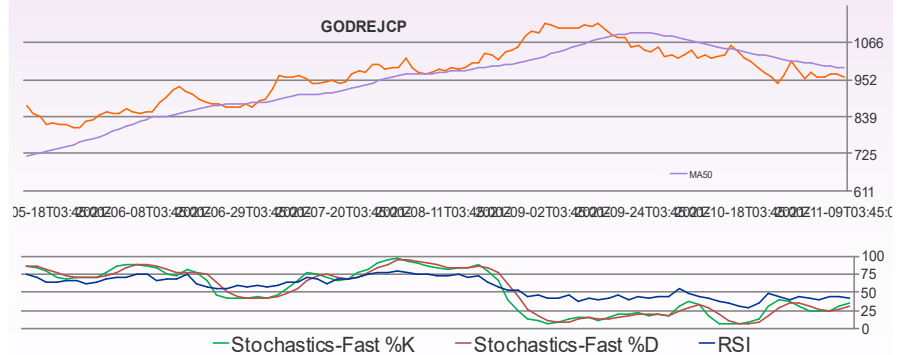
Technical Call of the Day

Sell:GODREJCP FUT CMP:966.55



Technical call of the Day GODREJCP FUT Sell below Rs 963.

The stock failed to hold the support of 20 EMA and RSI moving towards south direction indicating weakness in stock. We recommend sell only Below Rs963 with the stoploss of Rs972 for the target of Rs940.



We are also available on:



E-mail : research@dealmoney.in
www.dealmoneyonline.com

STOCKS TRADING IN POSITIVE ZONE: IGL, HINDPETRO
 STOCKS TRADING IN NEGATIVE ZONE: DIVISLAB, INDUINDBK.

- Maruti Suzuki India:** It is likely to finalise plans to set up of a Rs 18,000 crore new manufacturing facility in Haryana before the end of this calendar year with the state government reducing the gross salary cap to Rs 30,000 per month in its 75 per cent job reservation policy for locals

CMP:	7577.6
P/E(ttm):	575.8
Impact	Positive
- Praj Industries:** company with Indian Oil Corporation have inked memorandum of understanding (MoU) to explore opportunities to fast-track India's transition to cleaner and greener sources of energy by exploring avenues such as the production of Alcohol to Jet (ATJ) fuels, 1G & 2G Ethanol, Compressed Bio-Gas (CBG) and related opportunities in the Biofuels industry.

CMP:	361.9
P/E(ttm):	17.6
Impact	Positive
- Motherson Sumi Systems:** It has received approval to raise up to Rs 1,000 crore through the issuance of non-convertible debentures (NCDs) on a private placement basis. The company's board of directors in its meeting held on November 08, 2021 approved the issuance of rated, listed, unsecured, redeemable NCDs of a face value of Rs 10 lakh each

CMP:	238.7
P/E(ttm):	6.4
Impact	Positive
- Greaves Cotton:** Its E-Mobility arm -- Greaves Electric Mobility has reported that sales increased to over 7500 units in October. The month-on-month increase in sales demonstrates brand acceptability and demand. Sizeable demand is emerging from non-metro regions.

CMP:	140.2
P/E(ttm):	10.7
Impact	Positive
- Ircon International:** It has emerged L -1 bidder in a tender valuing approximately Rs 5142 crore floated by National High Speed Rail Corporation (NHSRCL) for the design, supply and construction of track and track related works including Testing and Commissioning for Double Line High Speed Railway between Zaroli village at Maharashtra-Gujarat Border (MAHSR Km.156.600) and Vadodara (MAHSR Km.393. 700) in the State of Gujarat.

CMP:	49.7
P/E(ttm):	11.0
Impact	Positive

ttm = trailing twelve months

Economic Snapshot

- Domestic rating agency Brickwork Ratings in its latest report has revised its growth estimate for India's gross domestic product (GDP) to 10-10.5 per cent in the current financial year (FY22) from an earlier expectation of a 9 per cent growth. It said many economic growth indicators are suggesting a faster-than-expected revival in economic activities.
- Icra Ratings in its latest report has said housing finance companies (HFCs) may witness a growth of 8-10 per cent in current financial year (FY22) helped by rise in economic and higher demand. It mentioned in the first quarter of the current fiscal, HFCs registered nil sequential growth in the on-book portfolio as the second wave of COVID-19 impacted their disbursements and collection efficiency (CE).



I-SOT

INTRADAY STOCK TRADING

FREQUENCY	ALLOCATION	DURATION	RISK
4 calls a Day	Average Daily Premium of Rs.50,000	Intraday	High Risk

SALIENT FEATURES:

- 👍 Fixed time for call generation – 2 calls at 9:30am and 2 calls @ 12:00pm
- 👍 High Risk – High Returns product
- 👍 Focused product for Intraday Derivative Traders
- 👍 Daily 4 calls to gain from intraday momentum
- 👍 High beta Midcap and Large cap F&O stocks for better entry and exit.

DAILY DIGEST

DERIVATIVES

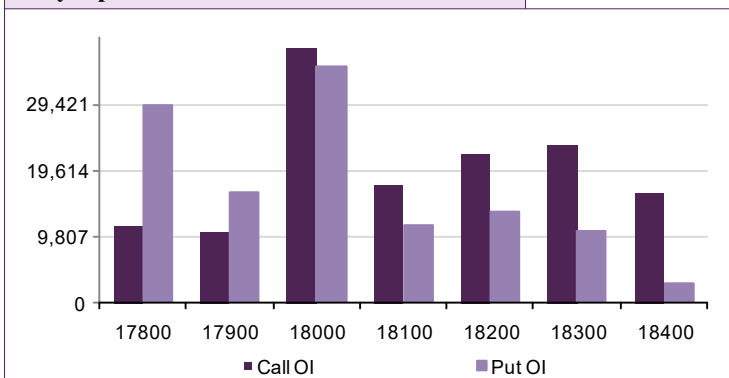
Open Interest Gainers

Stock	Open Interest (contracts)	OI Change (%)	Price (Rs.)	Price change (%)
BSOFT	1,946,100	68.4%	436.45	4.2%
BRITANNIA	1,364,400	29.2%	3620.80	-3.0%
FSL	2,740,400	24.3%	199.60	-1.7%
SBICARD	1,328,500	23.7%	1087.10	-1.9%
M&M	13,542,200	19.8%	899.00	4.1%

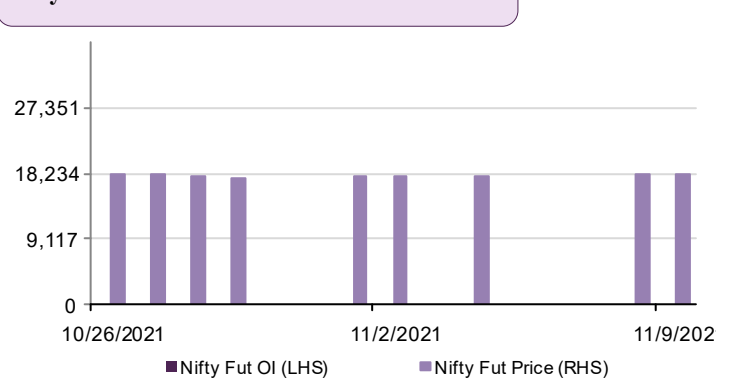
Open Interest Losers

Stock	Open Interest (contracts)	OI Change (%)	Price (Rs.)	Price change (%)
ULTRACEMCO	1,674,000	-6.8%	8179.00	-0.6%
DALBHARAT	480,250	-5.8%	2136.35	1.8%
ADANIANT	24,307,000	-5.8%	1642.40	4.5%
VOLTAS	2,154,500	-5.6%	1256.80	1.0%
ABFRL	10,797,800	-5.5%	307.15	5.9%

Nifty Option OI Distribution



Nifty OI Vs Futures Price



Top 5 Traded Stock Futures

Stock	Expiry Date	No of contracts traded	Contract value (Rs. Lacs)	LTP
TATAPOWER	25-Nov-21	18,374	302,845	243
TATAMOTORS	25-Nov-21	20,244	297,085	512
TVSMOTOR	25-Nov-21	24,477	260,335	730
RELIANCE	25-Nov-21	34,211	215,123	2528
M&M	25-Nov-21	29,915	185,862	899

Top 5 Traded Stock Options

Stock	Expiry Date	Option Type	Strike price	No of contracts traded	Contract value (Rs. Lacs)	LTP
M&M	25-Nov-21	CE	900	40,120	258,558	22.95
M&M	25-Nov-21	CE	880	18,670	118,824	33.05
ADANIANT	25-Nov-21	CE	1,600	11,324	94,385	79.65
ADANIANT	25-Nov-21	CE	1,700	10,881	94,355	37.05
HDFCBANK	25-Nov-21	CE	1,600	9,888	88,435	23.90

Top 5 Contract Future Volumes

Stock	Expiry Date	No of Contracts traded	Current Cash Volume	Cash Delivery %
RELIANCE	25-Nov-21	34,211	4,623,106	6388.0%
M&M	25-Nov-21	29,915	6,191,750	4027.0%
TVSMOTOR	25-Nov-21	24,477	2,614,178	1012.0%
SBIN	25-Nov-21	22,143	10,868,864	4270.0%
TATAMOTORS	25-Nov-21	20,244	12,955,212	2567.0%

Bottom 5 Contract Future Volumes

Stock	Expiry Date	No of Contracts traded	Current Cash Volume	Cash Delivery %
PNB	25-Nov-21	202	15,156,092	2742.0%
ABBOTINDIA	25-Nov-21	225	3,119	4236.0%
GSPL	25-Nov-21	243	1,105,560	7948.0%
ATUL	25-Nov-21	309	8,298	3994.0%
SYNGENE	25-Nov-21	313	131,115	4883.0%

DAILY DIGEST

SUPPORT / RESISTANCE LEVEL

Company Name	Closing Price	S3	S2	S1	Pivot	R1	R2	R3
ACC	2538.30	2451.60	2480.50	2509.40	2530.95	2559.85	2610.30	2660.75
Adani Ports	737.35	711.10	719.85	728.60	736.55	745.30	762.00	778.70
Ambuja Cements	431.25	418.00	422.42	426.83	430.92	435.33	443.83	452.33
Asian Paints	3145.15	3085.00	3105.05	3125.10	3140.05	3160.10	3195.10	3230.10
Aurobindo Pharma	677.00	634.00	648.33	662.67	688.08	702.42	742.17	781.92
Axis Bank	745.05	732.75	736.85	740.95	747.45	751.55	762.15	772.75
Bajaj Auto	3794.45	3699.00	3730.82	3762.63	3803.82	3835.63	3908.63	3981.63
Bank Of Baroda	106.35	102.20	103.58	104.97	106.08	107.47	109.97	112.47
Bharti Airtel	713.20	693.85	700.30	706.75	711.60	718.05	729.35	740.65
Indus Tower	290.75	277.00	281.58	286.17	290.88	295.47	304.77	314.07
BHEL	72.10	68.70	69.83	70.97	72.73	73.87	76.77	79.67
Bosch	18762.00	17653.00	18022.67	18392.33	18640.67	19010.33	19628.33	20246.33
BPCL	430.50	421.25	424.33	427.42	430.08	433.17	438.92	444.67
Cipla	914.15	894.30	900.92	907.53	916.27	922.88	938.23	953.58
Coal India	170.50	166.80	168.03	169.27	170.83	172.07	174.87	177.67
Dr. Reddy'S Lab	4792.35	4715.60	4741.18	4766.77	4800.88	4826.47	4886.17	4945.87
Eicher Motors	2724.25	2657.85	2679.98	2702.12	2722.83	2744.97	2787.82	2830.67
Gail	150.65	147.70	148.68	149.67	151.18	152.17	154.67	157.17
Grasim	1863.85	1817.20	1832.75	1848.30	1864.10	1879.65	1911.00	1942.35
HCL Technologies	1172.80	1149.90	1157.53	1165.17	1178.08	1185.72	1206.27	1226.82
HDFC	2941.60	2865.25	2890.70	2916.15	2941.55	2967.00	3017.85	3068.70
HDFC Bank	1572.25	1543.50	1553.08	1562.67	1578.63	1588.22	1613.77	1639.32
Hero Motocorp	2714.35	2617.20	2649.58	2681.97	2715.98	2748.37	2814.77	2881.17
Hindalco	464.60	448.40	453.80	459.20	467.70	473.10	487.00	500.90
HUL	2431.15	2386.70	2401.52	2416.33	2431.27	2446.08	2475.83	2505.58
ICICI Bank	786.55	769.80	775.38	780.97	784.78	790.37	799.77	809.17
Idea	10.40	8.90	9.40	9.90	10.25	10.75	11.60	12.45
Indusind Bank	1068.25	1040.10	1049.48	1058.87	1071.88	1081.27	1103.67	1126.07
Infosys	1742.50	1702.00	1715.50	1729.00	1739.50	1753.00	1777.00	1801.00
ITC	228.75	224.80	226.12	227.43	229.17	230.48	233.53	236.58
Kotak Mahindra Bank	2097.20	2039.65	2058.83	2078.02	2102.48	2121.67	2165.32	2208.97
L&T	1943.60	1896.50	1912.20	1927.90	1946.00	1961.70	1995.50	2029.30
Lupin	937.35	910.45	919.42	928.38	935.47	944.43	960.48	976.53
M&M	892.15	819.80	843.92	868.03	886.72	910.83	953.63	996.43
Maruti Suzuki India	7577.55	7312.90	7401.12	7489.33	7626.92	7715.13	7940.93	8166.73
NTPC	138.50	134.70	135.97	137.23	139.32	140.58	143.93	147.28
ONGC	156.65	151.85	153.45	155.05	156.60	158.20	161.35	164.50
Power Grid	186.55	180.25	182.35	184.45	187.40	189.50	194.55	199.60
RIL	2521.70	2445.20	2470.70	2496.20	2512.55	2538.05	2579.90	2621.75
SBI	529.15	512.40	517.98	523.57	527.78	533.37	543.17	552.97
Sun Pharma	801.35	782.00	788.45	794.90	803.45	809.90	824.90	839.90
Tata Motors	509.65	486.35	494.12	501.88	511.27	519.03	536.18	553.33
Tata Motors DVR	286.15	246.50	259.72	272.93	282.92	296.13	319.33	342.53
Tata Power	241.90	221.35	228.20	235.05	241.50	248.35	261.65	274.95
Tata Steel	1335.95	1297.40	1310.25	1323.10	1341.70	1354.55	1386.00	1417.45
TCS	3505.70	3457.00	3473.23	3489.47	3512.23	3528.47	3567.47	3606.47
Tech Mahindra	1559.20	1534.00	1542.40	1550.80	1561.40	1569.80	1588.80	1607.80
Ultratech	8166.00	8030.95	8075.97	8120.98	8188.02	8233.03	8345.08	8457.13
Wipro	658.45	647.15	650.92	654.68	660.47	664.23	673.78	683.33
Yes Bank	13.10	12.85	12.93	13.02	13.13	13.22	13.42	13.62
Zee Entertainment	324.60	297.25	306.37	315.48	321.67	330.78	346.08	361.38

Disclaimer

For private circulation only

Website: www.dealmoneyonline.in

DISCLAIMER : SEBI Research Analyst Registration No: INH000002319 For any grievance mail at compliance@dealmoney.in

Dealmoney Securities Private Limited (hereinafter referred to as "Dealmoney") is a registered Member of National Stock Exchange of India Limited, Bombay Stock Exchange Limited and MCX Stock Exchange Limited. Dealmoney is also registered as a Depository Participant with CDSL. Dealmoney is in the process of making an application with SEBI for registering it as a Research Entity in terms of SEBI (Research Analyst) Regulations, 2014. Dealmoney or its associates has not been debarred/ suspended by SEBI or any other regulatory authority for accessing /dealing in securities Market and no material disciplinary action has been taken by SEBI/other regulatory authorities impacting Dealmoney's Equity Research Analysis. Dealmoney or its associates/ analyst including its relatives do not hold any actual/beneficial ownership of more than 1% in the company/ies covered by Analyst (hereinafter referred to as "Subject Company/ies"). Dealmoney or its associates/analyst including its relatives may hold financial interest in the company/ies covered by Analyst (hereinafter referred to as "Subject Company/ies"). Dealmoney or its associates/ analysts or his/her relative does not receive any compensation or other benefits from the subject company/ies mentioned in this research report (hereinafter referred to as "Report") or from a third party in connection with preparation of the report. Accordingly, Dealmoney or its associates/analyst or his/her relative does not have any other material conflict of interest at the time of publication of the Report.

Research analyst/s engaged in preparation of the Report, has not received any compensation / managed or co-managed public offering of securities of the subject company/ies / has not received compensation for investment banking or merchant banking or brokerage services from the subject company/ies / has not received compensation for products or services other than investment banking or merchant banking or brokerage services from the subject company/ies / has not received compensation or other benefits from the subject company/ies or third party in connection with the Report of the subject company/ies during the past twelve months / has not served as an officer, director or employee of subject Company/ies and is not engaged in market making activity of the subject Company/ies.

Dealmoney group companies provides finance related product services like distribution of financial products and as such is a provider of many services like loans, mutual funds, tax & trust planning etc. mentioned in this brochure. And hence, Dealmoney do not warranty / guarantee about performance of any products and customer servicing w.r.t third party products per se.

Third party products are subject to code of conduct to be adhered to by the representatives of Dealmoney and Dealmoney is not responsible for the losses, whether actual or notional incurred by any investor. Services assured and expected may vary from actual service and Dealmoney does not guarantee about the quality of services. Investments in securities and commodities are subject to market and other risks and there is no assurance or guarantee that the objectives of any of the Investments/Schemes/product would be achieved. Past performances are only indicative and returns are not assured and guaranteed by Dealmoney group companies. The price, value of and income from any of the securities or financial instruments mentioned in this report can fall as well as rise. The value of securities and financial instruments is subject to exchange rate fluctuation that may have a positive or adverse effect on the price or income of such securities or financial instruments.

Reports on technical and derivative analysis are based on studying charts of a stock's price movement, outstanding positions and trading volume as opposed to focussing on a company's fundamentals and as such, may not match with a report on a company's fundamentals. The opinions expressed in the Report are our current opinions as of the date of this report and may be subject to change from time to time without notice. Dealmoney or any persons connected with it do not accept any liability arising from use of this material/document/Report.

Information/ opinion conveyed through this material/document/Report are strictly meant for the registered Clients of Dealmoney group of Companies of the respective segments. This information is not intended for distribution to, or use by, any person or entity in any jurisdiction or country where such distribution or use would be contrary to law or regulation or which would subject Dealmoney or its affiliates to any registration requirement within such jurisdiction or country. This information does not constitute an offer to sell or a solicitation of an offer to buy any financial products to any person in any jurisdiction where it is unlawful to make such an offer or solicitation. No part of this material may be duplicated in whole or in part in any form and / or redistributed without the prior written consent of Dealmoney. This material/document/Report is being supplied to you solely for your information, and its contents, information or data may not be reproduced, redistributed or passed on directly or indirectly.

Recipients of the Report shall always independently verify reliability and suitability of the Report and opinions before investing.

For Company details, please visit our website www.dealmoneyonline.com

For research related query, write to us at research@dealmoney.in