

November 11, 2021

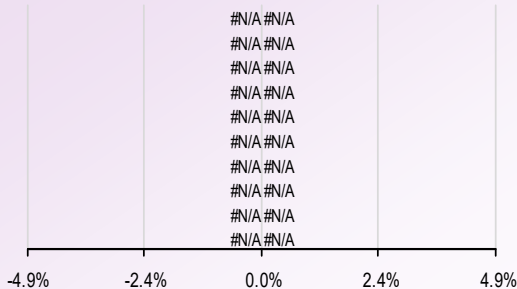
## NIFTY TO TRADE BETWEEN 18,000 -18,150

. In the sessions ahead, we see 18000-17950 levels acting as an important zone below which the last month bottom at 17650 could be revisited. On the higher side, 18350 need to be taken out for a fresh upside later.


## TRADERS COMMENT

Benchmark index opened gap down, market sustained and risen in second half, closed in red. Nifty ended lower by -27.05 points or -0.15 % at 18017.20 level.

## NIFTY MOVERS & SHAKERS



## TOP 5 SECTOR MOVERS

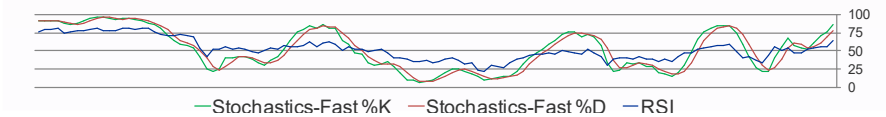
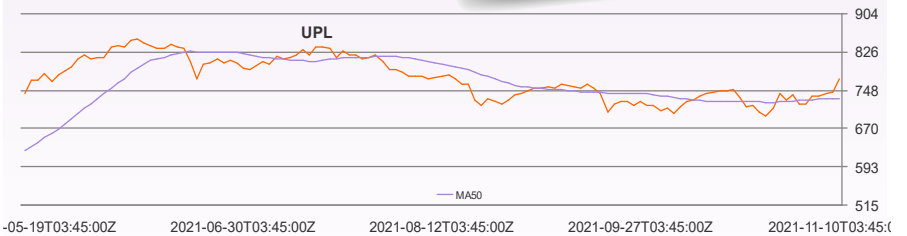


## Chart of the Day

UPL

Buy above Rs 772.

The stock is trading above its prior swing high and above its 20 ema support. We recommend buy only above Rs772 with the stoploss of Rs764 for the target of Rs788.

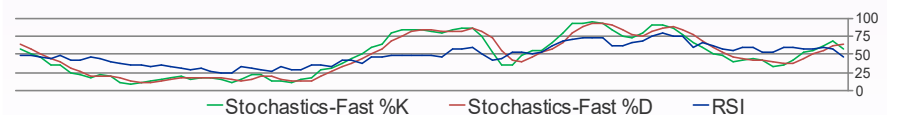
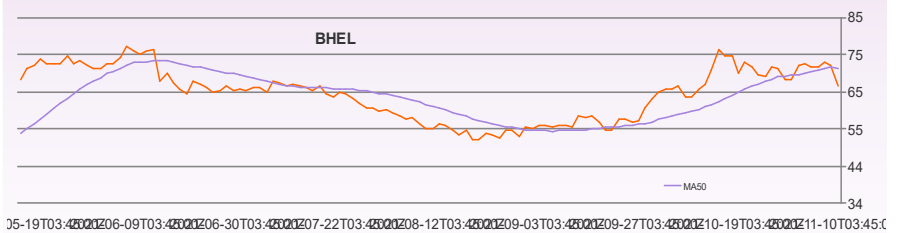


## Technical call of the Day

BHEL FUT

Sell below Rs 66.15.

The stock failed to hold the support of 20 EMA and RSI moving towards south direction indicating weakness in stock. We recommend sell only Below Rs66.15 with the stoploss of Rs67 for the target of Rs64.



We are also available on:

twitter

facebook

Linked in

E-mail : [research@dealmoney.in](mailto:research@dealmoney.in)  
[www.dealmoneyonline.com](http://www.dealmoneyonline.com)

STOCKS TRADING IN POSITIVE ZONE: M&M, SUNPHARMA  
 STOCKS TRADING IN NEGATIVE ZONE: HINDALCO, INDUINDBK.


# DAILY DIGEST

<ul style="list-style-type: none"> <li> <b>Zydus Cadila:</b> It has received final approval from the USFDA to market Glycopyrrolate Injection in the strengths of 0.2 mg/mL and 0.4 mg/2 mL (0.2 mg/mL) Single-Dose Vials and 1 mg/5 mL (0.2 mg/mL) and 4 mg/20 mL (0.2 mg/mL) Multiple-Dose Vials. Glycopyrrolate is used before surgery to decrease the volume of secretions from mouth, lungs and stomach </li> </ul>	<div>CMP: 502.1</div> <div>P/E(ttm): 38.1</div> <div>Impact <b>Positive</b></div>
<ul style="list-style-type: none"> <li> <b>Bharti Airtel:</b> Company with Oracle have extended their partnership to support the growth of India's digital economy by bringing a range of industry leading cloud solutions to more than 1 million enterprise customers. As part of the collaboration, Airtel Business and Oracle will also jointly market Oracle Cloud solutions to enterprise customers in the private and public sectors. </li> </ul>	<div>CMP: 735.5</div> <div>P/E(ttm): 35.8</div> <div>Impact <b>Positive</b></div>
<ul style="list-style-type: none"> <li> <b>Indian Hotel:</b> Ginger, operated by Roots Corporation which is a subsidiary of The Indian Hotels Company (IHCL), has signed a new hotel in Dehradun, the capital of Uttarakhand. The hotel will be designed around the brand's lean luxe design and service philosophy of offering a vibrant, contemporary, and seamless hospitality experience to its guests. </li> </ul>	<div>CMP: 215.3</div> <div>P/E(ttm): 5.8</div> <div>Impact <b>Positive</b></div>
<ul style="list-style-type: none"> <li> <b>Olectra Greentech:</b> Company and Evey Trans (EVEY) have received Letter of Award (LoA) from one of the State Transport Corporations for 100 Electric Buses (i.e for Inter-City Operations) under FAME-I1 scheme of Government of India. This order for supply of 100 electric buses on Gross Cost Contract (GCC) / OPEX model basis (for Inter-City Operations) is for a period of 12 years (Contract Period). </li> </ul>	<div>CMP: 682.3</div> <div>P/E(ttm): 52.2</div> <div>Impact <b>Positive</b></div>
<ul style="list-style-type: none"> <li> <b>Birlasoft:</b> It has achieved Oracle Validated Integration with JD Edwards EnterpriseOne Expertise for its integration of AutoPack - a package automation tool that can eliminate redundancy in the entire package management cycle by automating underlying components and converting the redundant inputs into re-usable setups </li> </ul>	<div>CMP: 425.1</div> <div>P/E(ttm): 94.3</div> <div>Impact <b>Positive</b></div>

ttm = trailing twelve months

## Economic Snapshot

- Credit ratings agency ICRA in its latest report has said that domestic air passenger traffic grew by a whopping 67 per cent year-on-year at around 87-88 lakh in October 2021 as compared to domestic passenger volume in October 2020 was at 52.71 lakh on the back of festive season demand amid continuous fall in the number of COVID-19 infection cases.
- The borrowing cost for the states has declined sharply to 6.81 percent at the weekly auctions held on November 9, mainly because they raised shorter tenor funds and 37 percent less than notified. Last week, the cost of debt for three states had peaked to the highest this fiscal at 7.02 per cent, up 12 bps over the previous week, despite most of the notified states drawing down less or not participating in the auctions.



# I-SOT

## INTRADAY STOCK TRADING

FREQUENCY	ALLOCATION	DURATION	RISK
4 calls a Day	Average Daily Premium of Rs.50,000	Intraday	High Risk

### SALIENT FEATURES:

- 👍 Fixed time for call generation – 2 calls at 9:30am and 2 calls @ 12:00pm
- 👍 High Risk – High Returns product
- 👍 Focused product for Intraday Derivative Traders
- 👍 Daily 4 calls to gain from intraday momentum
- 👍 High beta Midcap and Large cap F&O stocks for better entry and exit.

# DAILY DIGEST

## DERIVATIVES

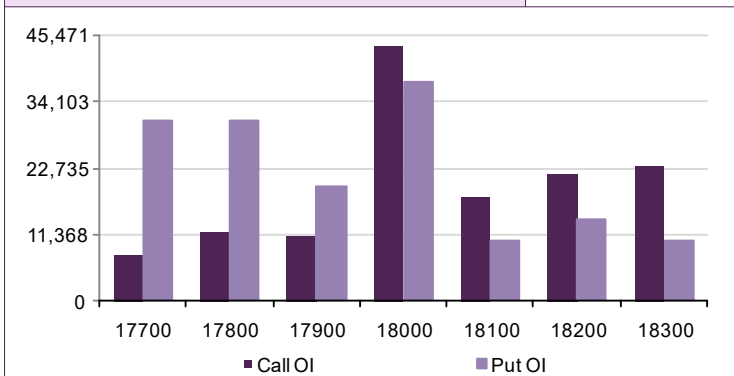
### Open Interest Gainers

Stock	Open Interest (contracts)	OI Change (%)	Price (Rs.)	Price change (%)
FSL	5,007,600	82.7%	180.80	-9.4%
GSPL	975,800	20.8%	318.25	-0.1%
STAR	3,440,475	16.1%	502.95	-9.2%
BERGEPAINT	5,428,500	14.4%	776.25	-0.3%
HINDALCO	26,204,200	10.9%	451.70	-3.3%

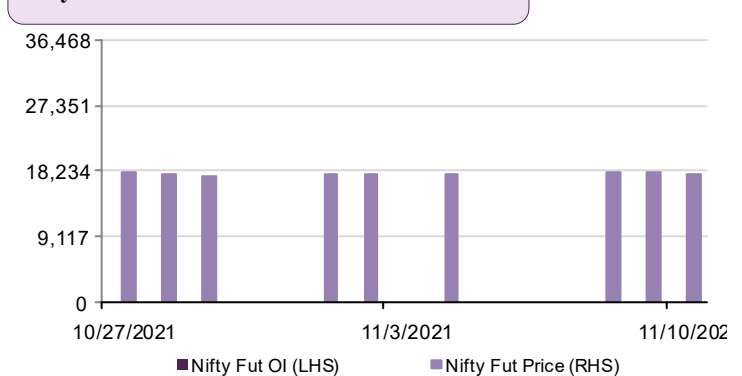
### Open Interest Losers

Stock	Open Interest (contracts)	OI Change (%)	Price (Rs.)	Price change (%)
TVSMOTOR	6,172,600	-17.0%	753.70	3.2%
INDIAMART	253,125	-12.9%	7601.75	4.8%
M&M	12,317,200	-9.0%	920.20	2.4%
AMBUJACEM	11,812,500	-9.0%	428.80	-0.8%
ABFRL	9,841,000	-8.9%	302.80	-1.4%

### Nifty Option OI Distribution



### Nifty OI Vs Futures Price



### Top 5 Traded Stock Futures

Stock	Expiry Date	No of contracts traded	Contract value (Rs. Lacs)	LTP
RELIANCE	25-Nov-21	38,639	245,495	2551
BANKBARODA	25-Nov-21	19,817	240,056	101
TATASTEEL	25-Nov-21	42,920	238,066	1304
BHARTIARTL	25-Nov-21	14,915	205,016	737
TATAMOTORS	25-Nov-21	12,738	186,146	512

### Top 5 Traded Stock Options

Stock	Expiry Date	Option Type	Strike price	No of contracts traded	Contract value (Rs. Lacs)	LTP
BHARTIARTL	25-Nov-21	CE	730	14,762	207,592	18.45
M&M	25-Nov-21	CE	900	27,600	179,865	30.35
M&M	25-Nov-21	CE	920	27,142	179,018	20.50
BHARTIARTL	25-Nov-21	CE	740	11,395	161,630	13.90
ADANIEN	25-Nov-21	CE	1,700	15,600	136,648	46.50

### Top 5 Contract Future Volumes

Stock	Expiry Date	No of Contracts traded	Current Cash Volume	Cash Delivery %
TATASTEEL	25-Nov-21	42,920	4,047,117	3407.0%
RELIANCE	25-Nov-21	38,639	2,429,050	5133.0%
M&M	25-Nov-21	22,613	5,051,979	2957.0%
BANKBARODA	25-Nov-21	19,817	21,556,557	1907.0%
SAIL	25-Nov-21	17,462	26,404,362	3893.0%

### Bottom 5 Contract Future Volumes

Stock	Expiry Date	No of Contracts traded	Current Cash Volume	Cash Delivery %
ABBOTINDIA	25-Nov-21	159	2,232	4303.0%
CHAMBLFERT	25-Nov-21	193	155,982	3950.0%
SUNTV	25-Nov-21	203	336,848	3204.0%
PNB	25-Nov-21	220	12,132,634	2948.0%
ATUL	25-Nov-21	283	7,555	4265.0%

# DAILY DIGEST

## SUPPORT / RESISTANCE LEVEL

Company Name	Closing Price	S3	S2	S1	Pivot	R1	R2	R3
ACC	2554.15	2457.85	2489.95	2522.05	2545.20	2577.30	2632.55	2687.80
Adani Ports	737.90	715.15	722.73	730.32	737.68	745.27	760.22	775.17
Ambuja Cements	428.35	416.20	420.25	424.30	428.85	432.90	441.50	450.10
Asian Paints	3108.30	3024.35	3052.33	3080.32	3108.48	3136.47	3192.62	3248.77
Aurobindo Pharma	699.85	649.10	666.02	682.93	694.92	711.83	740.73	769.63
Axis Bank	749.35	710.65	723.55	736.45	744.90	757.80	779.15	800.50
Bajaj Auto	3771.70	3686.40	3714.83	3743.27	3772.43	3800.87	3858.47	3916.07
Bank Of Baroda	100.70	90.50	93.90	97.30	102.65	106.05	114.80	123.55
Bharti Airtel	735.45	676.70	696.28	715.87	726.93	746.52	777.17	807.82
Indus Tower	293.55	279.45	284.15	288.85	293.85	298.55	308.25	317.95
BHEL	66.25	62.15	63.52	64.88	67.37	68.73	72.58	76.43
Bosch	18784.70	16561.90	17302.83	18043.77	18646.88	19387.82	20731.87	22075.92
BPCL	431.25	426.30	427.95	429.60	431.80	433.45	437.30	441.15
Cipla	912.45	895.50	901.15	906.80	915.65	921.30	935.80	950.30
Coal India	166.70	162.05	163.60	165.15	168.00	169.55	173.95	178.35
Dr. Reddy'S Lab	4829.35	4698.05	4741.82	4785.58	4817.77	4861.53	4937.48	5013.43
Eicher Motors	2746.75	2654.45	2685.22	2715.98	2740.77	2771.53	2827.08	2882.63
Gail	152.10	146.10	148.10	150.10	151.60	153.60	157.10	160.60
Grasim	1874.45	1804.60	1827.88	1851.17	1865.28	1888.57	1925.97	1963.37
HCL Technologies	1169.15	1149.20	1155.85	1162.50	1168.75	1175.40	1188.30	1201.20
HDFC	2945.60	2821.10	2862.60	2904.10	2927.55	2969.05	3034.00	3098.95
HDFC Bank	1555.25	1531.00	1539.08	1547.17	1558.08	1566.17	1585.17	1604.17
Hero Motocorp	2718.80	2671.75	2687.43	2703.12	2717.53	2733.22	2763.32	2793.42
Hindalco	449.75	433.00	438.58	444.17	454.08	459.67	475.17	490.67
HUL	2400.15	2372.00	2381.38	2390.77	2405.38	2414.77	2438.77	2462.77
ICICI Bank	780.90	761.90	768.23	774.57	779.43	785.77	796.97	808.17
Idea	10.30	9.85	10.00	10.15	10.35	10.50	10.85	11.20
Indusind Bank	1032.20	988.80	1003.27	1017.73	1042.27	1056.73	1095.73	1134.73
Infosys	1740.15	1692.95	1708.68	1724.42	1737.68	1753.42	1782.42	1811.42
ITC	230.85	221.55	224.65	227.75	230.30	233.40	239.05	244.70
Kotak Mahindra Bank	2076.05	2034.75	2048.52	2062.28	2076.82	2090.58	2118.88	2147.18
L&T	1950.15	1910.00	1923.38	1936.77	1945.38	1958.77	1980.77	2002.77
Lupin	942.05	920.30	927.55	934.80	942.20	949.45	964.10	978.75
M&M	919.65	865.00	883.22	901.43	913.22	931.43	961.43	991.43
Maruti Suzuki India	7511.65	7340.00	7397.22	7454.43	7517.22	7574.43	7694.43	7814.43
NTPC	137.40	135.25	135.97	136.68	137.47	138.18	139.68	141.18
ONGC	157.70	154.20	155.37	156.53	157.62	158.78	161.03	163.28
Power Grid	184.40	180.60	181.87	183.13	184.82	186.08	189.03	191.98
RIL	2549.90	2449.30	2482.83	2516.37	2537.18	2570.72	2625.07	2679.42
SBI	524.40	514.50	517.80	521.10	524.80	528.10	535.10	542.10
Sun Pharma	811.10	779.00	789.70	800.40	807.70	818.40	836.40	854.40
Tata Motors	510.75	484.45	493.22	501.98	508.97	517.73	533.48	549.23
Tata Motors DVR	288.60	274.30	279.07	283.83	287.92	292.68	301.53	310.38
Tata Power	237.00	231.20	233.13	235.07	238.23	240.17	245.27	250.37
Tata Steel	1298.55	1245.20	1262.98	1280.77	1304.88	1322.67	1364.57	1406.47
TCS	3484.30	3440.70	3455.23	3469.77	3494.73	3509.27	3548.77	3588.27
Tech Mahindra	1566.60	1519.75	1535.37	1550.98	1562.17	1577.78	1604.58	1631.38
Ultratech	8106.80	7912.15	7977.03	8041.92	8114.88	8179.77	8317.62	8455.47
Wipro	652.60	644.10	646.93	649.77	654.38	657.22	664.67	672.12
Yes Bank	13.00	12.85	12.90	12.95	13.05	13.10	13.25	13.40
Zee Entertainment	317.35	301.75	306.95	312.15	318.35	323.55	334.95	346.35

# DAILY DIGEST

## Disclaimer

For private circulation only

Website: [www.dealmoneyonline.in](http://www.dealmoneyonline.in)

**DISCLAIMER :** SEBI Research Analyst Registration No: INH000002319 For any grievance mail at [compliance@dealmoney.in](mailto:compliance@dealmoney.in)

Dealmoney Securities Private Limited (hereinafter referred to as "Dealmoney") is a registered Member of National Stock Exchange of India Limited, Bombay Stock Exchange Limited and MCX Stock Exchange Limited. Dealmoney is also registered as a Depository Participant with CDSL. Dealmoney is in the process of making an application with SEBI for registering it as a Research Entity in terms of SEBI (Research Analyst) Regulations, 2014. Dealmoney or its associates has not been debarred/ suspended by SEBI or any other regulatory authority for accessing /dealing in securities Market and no material disciplinary action has been taken by SEBI/other regulatory authorities impacting Dealmoney's Equity Research Analysis. Dealmoney or its associates/ analyst including its relatives do not hold any actual/beneficial ownership of more than 1% in the company/ies covered by Analyst (hereinafter referred to as "Subject Company/ies"). Dealmoney or its associates/analyst including its relatives may hold financial interest in the company/ies covered by Analyst (hereinafter referred to as "Subject Company/ies"). Dealmoney or its associates/ analysts or his/her relative does not receive any compensation or other benefits from the subject company/ies mentioned in this research report (hereinafter referred to as "Report") or from a third party in connection with preparation of the report. Accordingly, Dealmoney or its associates/analyst or his/her relative does not have any other material conflict of interest at the time of publication of the Report.

Research analyst/s engaged in preparation of the Report, has not received any compensation / managed or co-managed public offering of securities of the subject company/ies / has not received compensation for investment banking or merchant banking or brokerage services from the subject company/ies / has not received compensation for products or services other than investment banking or merchant banking or brokerage services from the subject company/ies / has not received compensation or other benefits from the subject company/ies or third party in connection with the Report of the subject company/ies during the past twelve months / has not served as an officer, director or employee of subject Company/ies and is not engaged in market making activity of the subject Company/ies.

Dealmoney group companies provides finance related product services like distribution of financial products and as such is a provider of many services like loans, mutual funds, tax & trust planning etc. mentioned in this brochure. And hence, Dealmoney do not warranty / guarantee about performance of any products and customer servicing w.r.t third party products per se.

Third party products are subject to code of conduct to be adhered to by the representatives of Dealmoney and Dealmoney is not responsible for the losses, whether actual or notional incurred by any investor. Services assured and expected may vary from actual service and Dealmoney does not guarantee about the quality of services. Investments in securities and commodities are subject to market and other risks and there is no assurance or guarantee that the objectives of any of the Investments/Schemes/product would be achieved. Past performances are only indicative and returns are not assured and guaranteed by Dealmoney group companies. The price, value of and income from any of the securities or financial instruments mentioned in this report can fall as well as rise. The value of securities and financial instruments is subject to exchange rate fluctuation that may have a positive or adverse effect on the price or income of such securities or financial instruments.

Reports on technical and derivative analysis are based on studying charts of a stock's price movement, outstanding positions and trading volume as opposed to focussing on a company's fundamentals and as such, may not match with a report on a company's fundamentals. The opinions expressed in the Report are our current opinions as of the date of this report and may be subject to change from time to time without notice. Dealmoney or any persons connected with it do not accept any liability arising from use of this material/document/Report.

Information/ opinion conveyed through this material/document/Report are strictly meant for the registered Clients of Dealmoney group of Companies of the respective segments. This information is not intended for distribution to, or use by, any person or entity in any jurisdiction or country where such distribution or use would be contrary to law or regulation or which would subject Dealmoney or its affiliates to any registration requirement within such jurisdiction or country. This information does not constitute an offer to sell or a solicitation of an offer to buy any financial products to any person in any jurisdiction where it is unlawful to make such an offer or solicitation. No part of this material may be duplicated in whole or in part in any form and / or redistributed without the prior written consent of Dealmoney. This material/document/Report is being supplied to you solely for your information, and its contents, information or data may not be reproduced, redistributed or passed on directly or indirectly.

Recipients of the Report shall always independently verify reliability and suitability of the Report and opinions before investing.

For Company details, please visit our website [www.dealmoneyonline.com](http://www.dealmoneyonline.com)

For research related query, write to us at [research@dealmoney.in](mailto:research@dealmoney.in)