

November 15, 2021

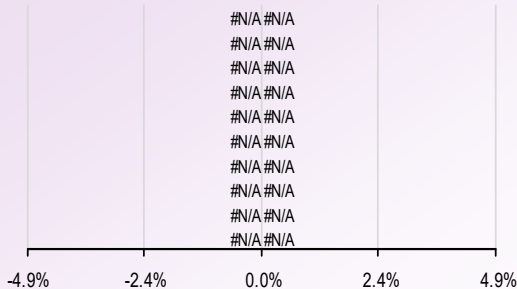
NIFTY TO TRADE BETWEEN 18,050 -18,200

On the higher side is present at or around 18350-400 levels above which the index can march higher to conquer fresh highs ahead. On the lower side, the levels at 18000-17950 shall play as a crucial support below which the index shall take a hit towards 17800-17750 kind of levels going forward.

TRADERS COMMENT

Benchmark index opened gap up, market sustained and risen in second half, closed in green. Nifty ended higher by +229.15 points or +1.28 % at 18102.75 level.

NIFTY MOVERS & SHAKERS



TOP 5 SECTOR MOVERS

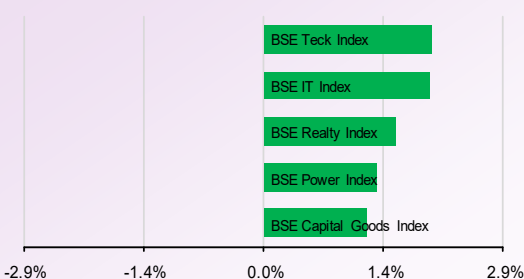
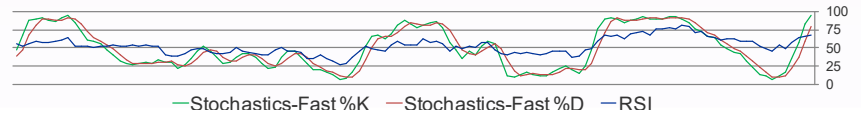
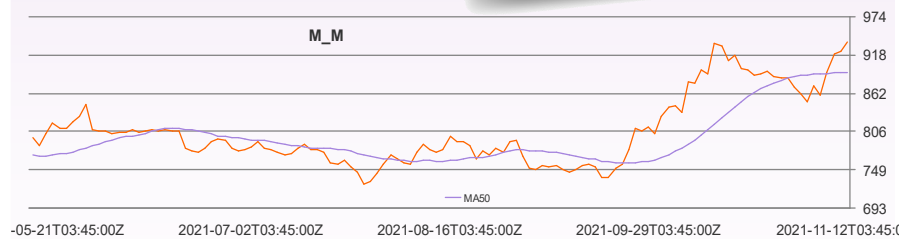


Chart of the Day

M&M

Buy above Rs 940.

The stock is trading above its prior swing high and above its 20 ema support. We recommend buy only above Rs940 with the stoploss of Rs930 for the target of Rs960.

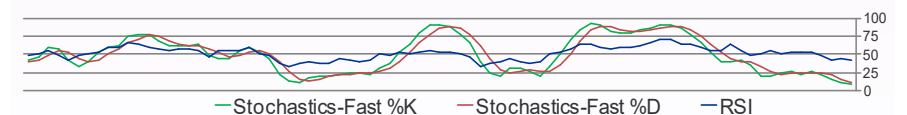
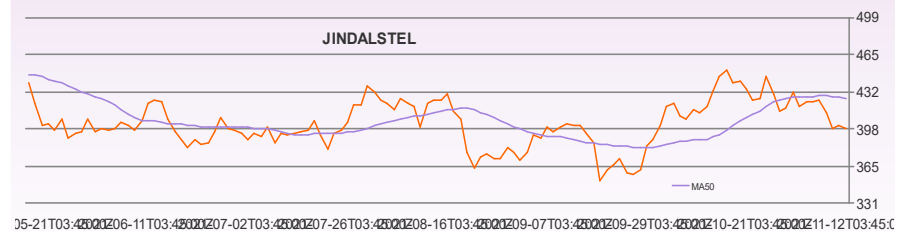


Technical call of the Day

JINDALSTEL FUT

Sell below Rs 399.

The stock failed to hold the support of 20 EMA and RSI moving towards south direction indicating weakness in stock. We recommend sell only Below Rs399 with the stoploss of Rs404 for the target of Rs389.



We are also available on:

twitter

facebook

Linked in

E-mail : research@dealmoney.in
www.dealmoneyonline.com

STOCKS TRADING IN POSITIVE ZONE: HDFCBANK, DLF


STOCKS TRADING IN NEGATIVE ZONE: ATUL, TATASTEEL.

<ul style="list-style-type: none"> Ashok Leyland: It has received approval from its board to transfer its electric vehicles (EV) business to its step-down subsidiary Switch Mobility Automotive, India (SMAL) for Rs 240 crore on a slump sale basis. Also, the board has approved the transfer of its eMaaS (e-mobility as a service) business for Rs 65 crore to Ohm Global Mobility, India, a step down subsidiary of Hinduja Automotive, UK, the promoter of the company. 	<div>CMP: 145.7</div> <div>P/E(ttm): 11.1</div> <div>Impact Positive</div>
<ul style="list-style-type: none"> Wipro: It has joined CargoWise Service Partner Network to enable global supply chain transformation. As a partner, Wipro will leverage the CargoWise logistics execution platform to help transportation and logistics companies stay ahead of the competition, and accelerate their business value from freight forwarding, customs, track and trace, transportation optimization and warehouse management 	<div>CMP: 660.1</div> <div>P/E(ttm): 32.1</div> <div>Impact Positive</div>
<ul style="list-style-type: none"> Lemon Tree Hotels: It has signed a License Agreement for a 39 room upcoming Hotel at Mcleodganj in Dharamshala at Himachal Pradesh under the brand 'Lemon Tree Hotels'. The hotel is expected to be operational by September, 2022. The hotel will feature 39 well-appointed rooms and suites, complemented by a multicuisine restaurant and a bar. 	<div>CMP: 54.7</div> <div>P/E(ttm): 1.5</div> <div>Impact Positive</div>
<ul style="list-style-type: none"> ITI: It has received a Letter of Intent (LoI) from Urban Development Department, Government of Maharashtra for the implementation of a centralized monitoring system based on information and communications technology (ICT) for solid waste management procedures in all urban local bodies of Maharashtra. The value of this contract is Rs 400 crore. This project will run for a period of seven years. 	<div>CMP: 118.0</div> <div>P/E(ttm): 9.0</div> <div>Impact Positive</div>
<ul style="list-style-type: none"> Puravankara: It has received an approval to acquire additional 52% of shareholding in its associate company Propmart Technologies (PTL) for a token consideration of Rs 1,00,000 and consequently Propmart Technologies will become a subsidiary of Puravankara. PTL's business is complementary to the business of the company and PTL has bright future in its business. 	<div>CMP: 156.8</div> <div>P/E(ttm): 34.8</div> <div>Impact Positive</div>

ttm = trailing twelve months

Economic Snapshot

- The Index of Industrial Production (IIP) indicating industrial growth slipped to 3.1 per cent in September, mainly due to the waning low base effect while mining and manufacturing sectors performed well. The IIP growth witnessed double-digit growth from May onwards this year, mainly due to the lower base effect. For the month of September 2021, the Quick Estimates of Index of Industrial Production (IIP) with base 2011-12 stood at 127.9 compared to 124.1 in the same month last year
- Retail inflation based on Consumer Price Index (CPI) inched up to 4.48 per cent in October compared to 4.35 per cent in September, due to an uptick in food prices. Though, it eased compared with 7.61 per cent in October 2020. For the fourth month in a row, CPI has been below the Reserve Bank of India's six percent margin. The Government of India had told RBI to maintain a retail inflation rate at four percent with an upper and lower margin of two percent on either side for five years, till March 2026.



I-SOT

INTRADAY STOCK TRADING

FREQUENCY	ALLOCATION	DURATION	RISK
4 calls a Day	Average Daily Premium of Rs.50,000	Intraday	High Risk

SALIENT FEATURES:

- 👍 Fixed time for call generation – 2 calls at 9:30am and 2 calls @ 12:00pm
- 👍 High Risk – High Returns product
- 👍 Focused product for Intraday Derivative Traders
- 👍 Daily 4 calls to gain from intraday momentum
- 👍 High beta Midcap and Large cap F&O stocks for better entry and exit.

DAILY DIGEST

DERIVATIVES

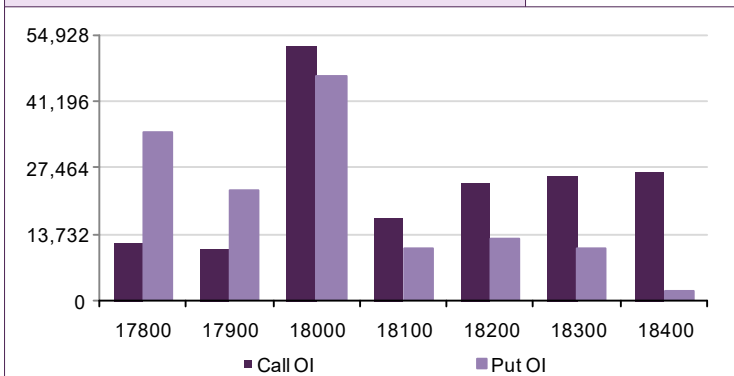
Open Interest Gainers

Stock	Open Interest (contracts)	OI Change (%)	Price (Rs.)	Price change (%)
JKCEMENT	194,250	19.1%	3689.55	2.3%
TORNTPHARM	758,750	15.8%	2799.60	-1.6%
IPCALAB	2,194,425	15.0%	2166.30	0.0%
ALKEM	676,800	12.5%	3566.80	0.6%
LAURUSLABS	3,590,100	12.0%	453.60	-2.1%

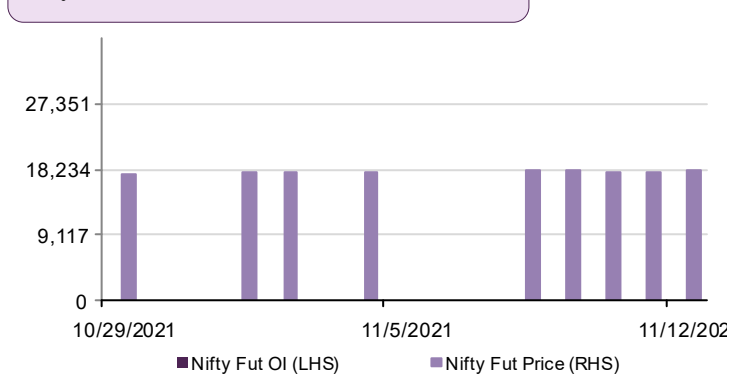
Open Interest Losers

Stock	Open Interest (contracts)	OI Change (%)	Price (Rs.)	Price change (%)
BERGEPAINT	4,244,900	-10.4%	795.05	1.8%
NAUKRI	861,750	-9.8%	6409.85	4.2%
TITAN	5,183,250	-8.5%	2541.55	0.5%
PAGEIND	92,880	-8.4%	40319.00	0.3%
WHIRLPOOL	425,000	-8.0%	2284.95	-1.9%

Nifty Option OI Distribution



Nifty OI Vs Futures Price



Top 5 Traded Stock Futures

Stock	Expiry Date	No of contracts traded	Contract value (Rs. Lacs)	LTP
TATASTEEL	25-Nov-21	65,878	363,833	1292
RELIANCE	25-Nov-21	29,429	190,069	2594
ADANIENT	25-Nov-21	20,710	176,241	1712
ICICIBANK	25-Nov-21	14,293	152,924	780
BHARTIARTL	25-Nov-21	10,479	146,293	744

Top 5 Traded Stock Options

Stock	Expiry Date	Option Type	Strike price	No of contracts traded	Contract value (Rs. Lacs)	LTP
BHARTIARTL	25-Nov-21	CE	740	12,327	175,167	14.15
INFY	25-Nov-21	CE	1,760	24,931	133,904	35.70
ADANIENT	25-Nov-21	CE	1,700	15,172	133,744	64.65
INDIGO	25-Nov-21	CE	2,300	20,384	120,953	81.95
BHARTIARTL	25-Nov-21	CE	750	8,237	118,066	10.30

Top 5 Contract Future Volumes

Stock	Expiry Date	No of Contracts traded	Current Cash Volume	Cash Delivery %
TATASTEEL	25-Nov-21	65,878	4,362,316	1877.0%
RELIANCE	25-Nov-21	29,429	2,336,224	5810.0%
BHARATFORG	25-Nov-21	24,131	1,948,723	2548.0%
INFY	25-Nov-21	23,683	3,421,192	6749.0%
HINDALCO	25-Nov-21	22,639	3,543,249	2083.0%

Bottom 5 Contract Future Volumes

Stock	Expiry Date	No of Contracts traded	Current Cash Volume	Cash Delivery %
SUNTV	25-Nov-21	165	423,659	4216.0%
PNB	25-Nov-21	169	8,449,011	2934.0%
PFIZER	25-Nov-21	194	4,874	3684.0%
CHAMBLFERT	25-Nov-21	250	147,165	3816.0%
ATUL	25-Nov-21	311	13,999	5510.0%

DAILY DIGEST

SUPPORT / RESISTANCE LEVEL

Company Name	Closing Price	S3	S2	S1	Pivot	R1	R2	R3
ACC	2571.95	2514.00	2533.32	2552.63	2565.32	2584.63	2616.63	2648.63
Adani Ports	750.30	713.00	725.43	737.87	746.68	759.12	780.37	801.62
Ambuja Cements	422.85	412.25	415.78	419.32	423.23	426.77	434.22	441.67
Asian Paints	3122.90	3023.60	3056.70	3089.80	3108.90	3142.00	3194.20	3246.40
Aurobindo Pharma	687.90	671.00	676.63	682.27	687.13	692.77	703.27	713.77
Axis Bank	736.05	724.20	728.15	732.10	737.45	741.40	750.70	760.00
Bajaj Auto	3635.05	3449.40	3511.28	3573.17	3677.58	3739.47	3905.77	4072.07
Bank Of Baroda	101.35	96.85	98.35	99.85	101.30	102.80	105.75	108.70
Bharti Airtel	743.50	705.50	718.17	730.83	737.92	750.58	770.33	790.08
Indus Tower	293.10	284.20	287.17	290.13	293.52	296.48	302.83	309.18
BHEL	65.15	61.75	62.88	64.02	64.88	66.02	68.02	70.02
Bosch	18565.75	17300.30	17722.12	18143.93	18421.97	18843.78	19543.63	20243.48
BPCL	427.70	422.70	424.37	426.03	428.02	429.68	433.33	436.98
Cipla	915.95	893.00	900.65	908.30	912.65	920.30	932.30	944.30
Coal India	166.95	162.55	164.02	165.48	167.17	168.63	171.78	174.93
Dr. Reddy'S Lab	4843.25	4760.00	4787.75	4815.50	4842.75	4870.50	4925.50	4980.50
Eicher Motors	2723.00	2653.75	2676.83	2699.92	2720.63	2743.72	2787.52	2831.32
Gail	148.00	144.60	145.73	146.87	148.63	149.77	152.67	155.57
Grasim	1858.45	1810.00	1826.15	1842.30	1858.65	1874.80	1907.30	1939.80
HCL Technologies	1172.35	1147.85	1156.02	1164.18	1171.17	1179.33	1194.48	1209.63
HDFC	2992.65	2812.90	2872.82	2932.73	2965.37	3025.28	3117.83	3210.38
HDFC Bank	1553.00	1531.05	1538.37	1545.68	1552.37	1559.68	1573.68	1587.68
Hero Motocorp	2683.05	2640.00	2654.35	2668.70	2694.35	2708.70	2748.70	2788.70
Hindalco	468.55	447.40	454.45	461.50	466.00	473.05	484.60	496.15
HUL	2404.95	2338.80	2360.85	2382.90	2398.25	2420.30	2457.70	2495.10
ICICI Bank	776.60	762.50	767.20	771.90	775.90	780.60	789.30	798.00
Idea	10.30	9.45	9.73	10.02	10.23	10.52	11.02	11.52
Indusind Bank	1037.05	1013.60	1021.42	1029.23	1036.37	1044.18	1059.13	1074.08
Infosys	1780.20	1693.25	1722.23	1751.22	1767.03	1796.02	1840.82	1885.62
ITC	232.90	224.35	227.20	230.05	232.00	234.85	239.65	244.45
Kotak Mahindra Bank	2074.70	2026.10	2042.30	2058.50	2069.25	2085.45	2112.40	2139.35
L&T	1959.95	1891.20	1914.12	1937.03	1951.02	1973.93	2010.83	2047.73
Lupin	948.25	909.70	922.55	935.40	942.70	955.55	975.70	995.85
M&M	937.80	910.50	919.60	928.70	934.10	943.20	957.70	972.20
Maruti Suzuki India	7479.85	7340.00	7386.62	7433.23	7488.62	7535.23	7637.23	7739.23
NTPC	136.45	131.10	132.88	134.67	136.43	138.22	141.77	145.32
ONGC	154.65	151.00	152.22	153.43	154.52	155.73	158.03	160.33
Power Grid	182.00	176.90	178.60	180.30	182.00	183.70	187.10	190.50
RIL	2593.10	2515.25	2541.20	2567.15	2582.95	2608.90	2650.65	2692.40
SBI	511.35	492.40	498.72	505.03	509.02	515.33	525.63	535.93
Sun Pharma	806.50	783.65	791.27	798.88	803.72	811.33	823.78	836.23
Tata Motors	507.05	485.15	492.45	499.75	504.65	511.95	524.15	536.35
Tata Motors DVR	285.00	268.70	274.13	279.57	284.43	289.87	300.17	310.47
Tata Power	239.85	229.60	233.02	236.43	239.42	242.83	249.23	255.63
Tata Steel	1287.25	1202.20	1230.55	1258.90	1299.45	1327.80	1396.70	1465.60
TCS	3526.05	3437.25	3466.85	3496.45	3515.30	3544.90	3593.35	3641.80
Tech Mahindra	1585.00	1473.15	1510.43	1547.72	1568.58	1605.87	1664.02	1722.17
Ultratech	8080.75	7896.20	7957.72	8019.23	8066.52	8128.03	8236.83	8345.63
Wipro	660.05	629.10	639.42	649.73	656.12	666.43	683.13	699.83
Yes Bank	13.15	12.70	12.85	13.00	13.20	13.35	13.70	14.05
Zee Entertainment	312.70	294.50	300.57	306.63	314.57	320.63	334.63	348.63

DAILY DIGEST

Disclaimer

For private circulation only

Website: www.dealmoneyonline.in

DISCLAIMER : SEBI Research Analyst Registration No: INH000002319 For any grievance mail at compliance@dealmoney.in

Dealmoney Securities Private Limited (hereinafter referred to as "Dealmoney") is a registered Member of National Stock Exchange of India Limited, Bombay Stock Exchange Limited and MCX Stock Exchange Limited. Dealmoney is also registered as a Depository Participant with CDSL. Dealmoney is in the process of making an application with SEBI for registering it as a Research Entity in terms of SEBI (Research Analyst) Regulations, 2014. Dealmoney or its associates has not been debarred/ suspended by SEBI or any other regulatory authority for accessing /dealing in securities Market and no material disciplinary action has been taken by SEBI/other regulatory authorities impacting Dealmoney's Equity Research Analysis. Dealmoney or its associates/ analyst including its relatives do not hold any actual/beneficial ownership of more than 1% in the company/ies covered by Analyst (hereinafter referred to as "Subject Company/ies"). Dealmoney or its associates/analyst including its relatives may hold financial interest in the company/ies covered by Analyst (hereinafter referred to as "Subject Company/ies"). Dealmoney or its associates/ analysts or his/her relative does not receive any compensation or other benefits from the subject company/ies mentioned in this research report (hereinafter referred to as "Report") or from a third party in connection with preparation of the report. Accordingly, Dealmoney or its associates/analyst or his/her relative does not have any other material conflict of interest at the time of publication of the Report.

Research analyst/s engaged in preparation of the Report, has not received any compensation / managed or co-managed public offering of securities of the subject company/ies / has not received compensation for investment banking or merchant banking or brokerage services from the subject company/ies / has not received compensation for products or services other than investment banking or merchant banking or brokerage services from the subject company/ies / has not received compensation or other benefits from the subject company/ies or third party in connection with the Report of the subject company/ies during the past twelve months / has not served as an officer, director or employee of subject Company/ies and is not engaged in market making activity of the subject Company/ies.

Dealmoney group companies provides finance related product services like distribution of financial products and as such is a provider of many services like loans, mutual funds, tax & trust planning etc. mentioned in this brochure. And hence, Dealmoney do not warranty / guarantee about performance of any products and customer servicing w.r.t third party products per se.

Third party products are subject to code of conduct to be adhered to by the representatives of Dealmoney and Dealmoney is not responsible for the losses, whether actual or notional incurred by any investor. Services assured and expected may vary from actual service and Dealmoney does not guarantee about the quality of services. Investments in securities and commodities are subject to market and other risks and there is no assurance or guarantee that the objectives of any of the Investments/Schemes/product would be achieved. Past performances are only indicative and returns are not assured and guaranteed by Dealmoney group companies. The price, value of and income from any of the securities or financial instruments mentioned in this report can fall as well as rise. The value of securities and financial instruments is subject to exchange rate fluctuation that may have a positive or adverse effect on the price or income of such securities or financial instruments.

Reports on technical and derivative analysis are based on studying charts of a stock's price movement, outstanding positions and trading volume as opposed to focussing on a company's fundamentals and as such, may not match with a report on a company's fundamentals. The opinions expressed in the Report are our current opinions as of the date of this report and may be subject to change from time to time without notice. Dealmoney or any persons connected with it do not accept any liability arising from use of this material/document/Report.

Information/ opinion conveyed through this material/document/Report are strictly meant for the registered Clients of Dealmoney group of Companies of the respective segments. This information is not intended for distribution to, or use by, any person or entity in any jurisdiction or country where such distribution or use would be contrary to law or regulation or which would subject Dealmoney or its affiliates to any registration requirement within such jurisdiction or country. This information does not constitute an offer to sell or a solicitation of an offer to buy any financial products to any person in any jurisdiction where it is unlawful to make such an offer or solicitation. No part of this material may be duplicated in whole or in part in any form and / or redistributed without the prior written consent of Dealmoney. This material/document/Report is being supplied to you solely for your information, and its contents, information or data may not be reproduced, redistributed or passed on directly or indirectly.

Recipients of the Report shall always independently verify reliability and suitability of the Report and opinions before investing.

For Company details, please visit our website www.dealmoneyonline.com

For research related query, write to us at research@dealmoney.in