

November 18, 2021

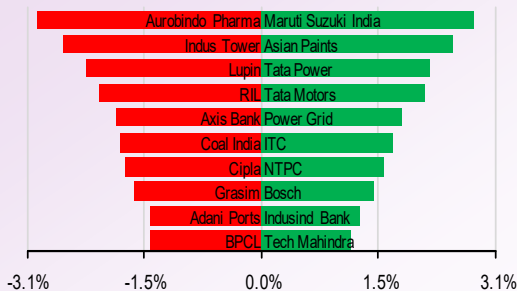
NIFTY TO TRADE BETWEEN 17,850 -18,000

Going further, if the index breaks below 17800-790 levels, then it can retest the October-2021 low at 17613 and in an event of any reversal from here, the Nifty50 could find hurdle at around 18000-18200 thereafter.

TRADERS COMMENT

Benchmark index opened gap down, market didn't sustained and felled in second half, closed in red. Nifty ended lower by -100.55 points or -0.56% at 17898.65 level.

NIFTY MOVERS & SHAKERS



TOP 5 SECTOR MOVERS

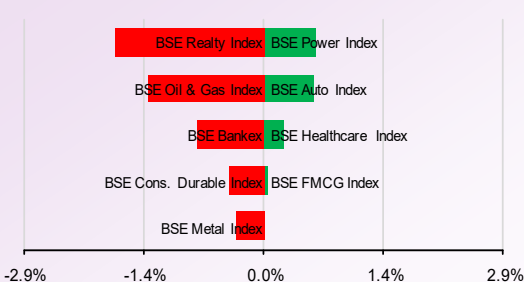
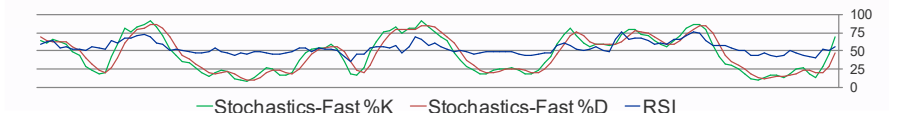
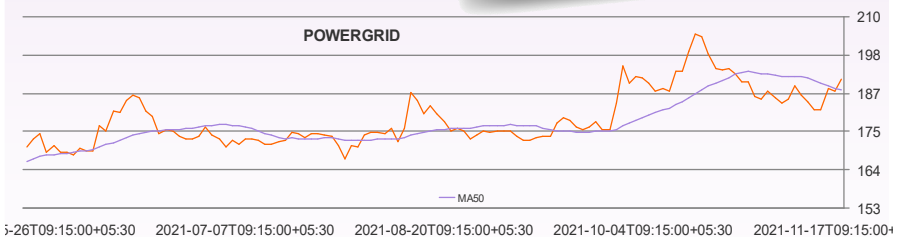


Chart of the Day

POWERGRID

Buy above Rs 192.5.

The stock is trading above its prior swing high and above its 20 ema support. We recommend buy only above Rs192.5 with the stoploss of Rs190 for the target of Rs197.

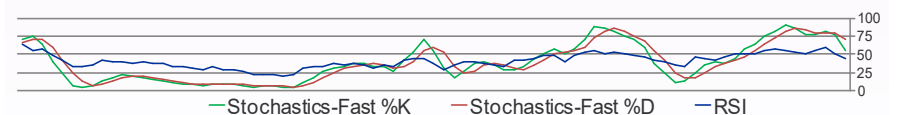
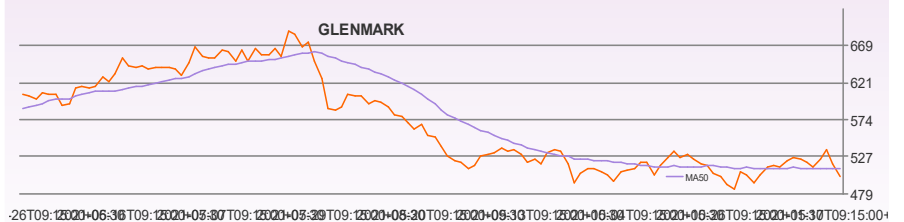


Technical call of the Day

GLENMARK FUT

Sell below Rs 500

The stock failed to hold the support of 20 EMA and RSI moving towards south direction indicating weakness in stock. We recommend sell only Below Rs500 with the stoploss of Rs505 for the target of Rs490



We are also available on:

twitter

facebook

Linked in

E-mail : research@dealmoney.in
www.dealmoneyonline.com

STOCKS TRADING IN POSITIVE ZONE: APOLLOHOSP, LTI
 STOCKS TRADING IN NEGATIVE ZONE: HINDPETRO, MOTHERSUMI.

DAILY DIGEST

- Grindwell Norton:** It has made an investment of Rs 15 lakh in Cleanwin Energy Three. The company has made an investment for Power Purchase agreement. The company's contribution is 27.27% in Cleanwin Energy Three

CMP:	1850.2
P/E(ttm):	140.6
Impact	Positive
- Home First Finance Company:** It is planning to raise up to Rs 99 crore by issuing bonds on a private placement basis. Under this, the company plans to issue secured, redeemable and taxable non-convertible debentures on a private placement basis, in one or more tranches up to Rs 99 crore

CMP:	793.8
P/E(ttm):	38.6
Impact	Positive
- Coal India:** It has allocated 72.1% higher quantity of coal at 17.34 million tones (MT) under the special forward e-auction scheme to the power sector during the April-September period. The company had allocated 10.07 MT of coal under the scheme in the year-ago period. However, no coal was allocated under the scheme for the power sector in September.

CMP:	156.1
P/E(ttm):	4.2
Impact	Positive
- Alembic Pharmaceuticals:** Its joint venture Aleor Dermaceuticals (Aleor) has received final approval from the US Food & Drug Administration (USFDA) for its Abbreviated New Drug Application (ANDA) for Mupirocin Cream USP, 2%. The approved ANDA is therapeutically equivalent to the reference listed drug product (RLD), Bactroban Cream, 2%, of SmithKline Beecham(Cork), Ireland (SmithKline).


CMP:	785.7
P/E(ttm):	60.1
Impact	Positive
- Mahindra & Mahindra Financial Services:** It has launched its leasing and subscription business 'Quiklyz'. This venture is a new-age digital platform for vehicle leasing and subscription, that aims to provide great convenience, flexibility and choice to customers across cities

CMP:	179.1
P/E(ttm):	39.8
Impact	Positive

ttm = trailing twelve months

Economic Snapshot

- The Confederation of Real Estate Developers' Association of India (CREDAI) has expressed concern over an increase in the rates of cement and steel during the past year and said if the prices of higher raw materials do not start decreasing in the immediate future, there is a high probability that the prices of residential properties will go up by 10-15 percent to offset the increased cost of construction.
- Fitch Ratings has kept India's sovereign rating unchanged at 'BBB-' with a negative outlook. It stated that the rating balances a still-strong medium-term growth outlook and external resilience from solid foreign-reserve buffers against high public debt, a weak financial sector and some lagging structural issues.



I-SOT

INTRADAY STOCK TRADING

FREQUENCY	ALLOCATION	DURATION	RISK
4 calls a Day	Average Daily Premium of Rs.50,000	Intraday	High Risk

SALIENT FEATURES:

- 👍 Fixed time for call generation – 2 calls at 9:30am and 2 calls @ 12:00pm
- 👍 High Risk – High Returns product
- 👍 Focused product for Intraday Derivative Traders
- 👍 Daily 4 calls to gain from intraday momentum
- 👍 High beta Midcap and Large cap F&O stocks for better entry and exit.

DAILY DIGEST

DERIVATIVES

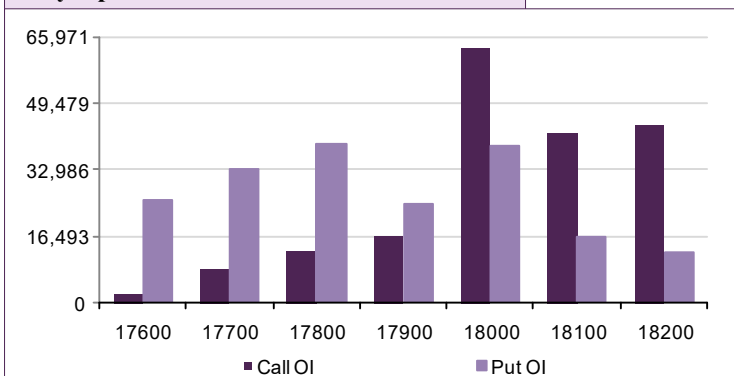
Open Interest Gainers

Stock	Open Interest (contracts)	OI Change (%)	Price (Rs.)	Price change (%)
BSOFT	3,409,900	26.8%	477.05	8.3%
GSPL	1,261,400	23.1%	321.50	1.3%
COFORGE	779,200	9.8%	5803.65	1.8%
IPCALAB	2,790,675	5.9%	2056.75	-2.7%
APOLLOHOSP	2,434,625	5.4%	5732.75	12.3%

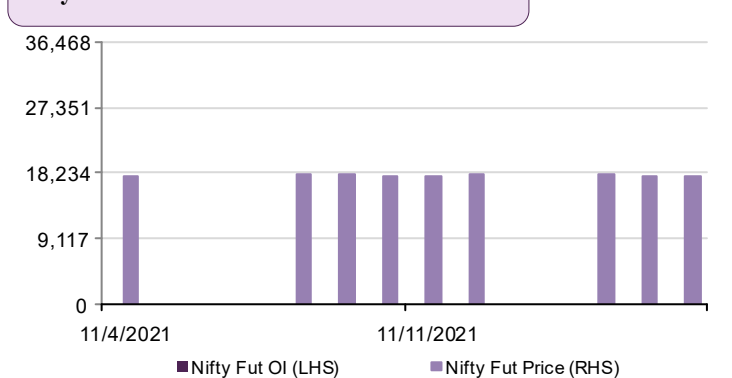
Open Interest Losers

Stock	Open Interest (contracts)	OI Change (%)	Price (Rs.)	Price change (%)
CHAMBLFERT	826,500	-27.4%	354.95	-5.9%
BPCL	24,867,000	-14.0%	414.15	-1.4%
RAMCOCEM	2,550,000	-10.0%	1021.15	-1.4%
UPL	21,860,800	-9.9%	757.15	-3.0%
MARUTI	2,423,100	-9.4%	8262.85	2.4%

Nifty Option OI Distribution



Nifty OI Vs Futures Price



Top 5 Traded Stock Futures

Stock	Expiry Date	No of contracts traded	Contract value (Rs. Lacs)	LTP
TATAMOTORS	25-Nov-21	21,385	324,240	530
APOLLOHOSP	25-Nov-21	38,646	272,128	5733
ITC	25-Nov-21	31,064	239,788	240
MARUTI	25-Nov-21	26,695	219,200	8263
RELIANCE	25-Nov-21	28,148	174,668	2465

Top 5 Traded Stock Options

Stock	Expiry Date	Option Type	Strike price	No of contracts traded	Contract value (Rs. Lacs)	LTP
MARUTI	25-Nov-21	CE	8,300	49,975	421,301	125.85
MARUTI	25-Nov-21	CE	8,200	47,136	393,879	172.05
MARUTI	25-Nov-21	CE	8,500	42,390	363,285	64.35
ITC	25-Nov-21	CE	250	43,148	347,810	1.60
APOLLOHOSP	25-Nov-21	CE	6,000	41,509	314,705	69.15

Top 5 Contract Future Volumes

Stock	Expiry Date	No of Contracts traded	Current Cash Volume	Cash Delivery %
APOLLOHOSP	25-Nov-21	38,646	1,688,472	2605.0%
ITC	25-Nov-21	31,064	15,742,715	3371.0%
RELIANCE	25-Nov-21	28,148	2,537,105	5389.0%
MARUTI	25-Nov-21	26,695	855,292	3598.0%
TATASTEEL	25-Nov-21	25,023	2,643,373	3011.0%

Bottom 5 Contract Future Volumes

Stock	Expiry Date	No of Contracts traded	Current Cash Volume	Cash Delivery %
SUNTV	25-Nov-21	132	465,995	4177.0%
ABBOTINDIA	25-Nov-21	142	2,403	4382.0%
IBULHSGFIN	25-Nov-21	217	2,957,814	3931.0%
BHEL	25-Nov-21	280	3,816,111	1964.0%
PNB	25-Nov-21	287	11,713,420	3127.0%

DAILY DIGEST

SUPPORT / RESISTANCE LEVEL

Company Name	Closing Price	S3	S2	S1	Pivot	R1	R2	R3
ACC	2471.55	2429.75	2443.68	2457.62	2476.98	2490.92	2524.22	2557.52
Adani Ports	735.55	721.00	725.85	730.70	737.85	742.70	754.70	766.70
Ambuja Cements	409.15	399.15	402.48	405.82	408.38	411.72	417.62	423.52
Asian Paints	3230.25	3090.20	3136.88	3183.57	3211.73	3258.42	3333.27	3408.12
Aurobindo Pharma	666.55	643.25	651.02	658.78	672.67	680.43	702.08	723.73
Axis Bank	712.35	688.60	696.52	704.43	714.67	722.58	740.73	758.88
Bajaj Auto	3583.80	3508.80	3533.80	3558.80	3601.40	3626.40	3694.00	3761.60
Bank Of Baroda	97.55	92.15	93.95	95.75	97.30	99.10	102.45	105.80
Bharti Airtel	720.05	700.15	706.78	713.42	722.88	729.52	745.62	761.72
Indus Tower	288.40	271.25	276.97	282.68	289.82	295.53	308.38	321.23
BHEL	64.05	61.65	62.45	63.25	64.10	64.90	66.55	68.20
Bosch	18892.25	17896.20	18228.22	18560.23	18757.62	19089.63	19619.03	20148.43
BPCL	413.80	403.65	407.03	410.42	415.58	418.97	427.52	436.07
Cipla	905.35	880.25	888.62	896.98	909.37	917.73	938.48	959.23
Coal India	156.10	152.15	153.47	154.78	157.02	158.33	161.88	165.43
Dr. Reddy'S Lab	4768.30	4675.35	4706.33	4737.32	4781.08	4812.07	4886.82	4961.57
Eicher Motors	2674.20	2576.35	2608.97	2641.58	2695.57	2728.18	2814.78	2901.38
Gail	145.00	142.35	143.23	144.12	145.38	146.27	148.42	150.57
Grasim	1792.65	1748.00	1762.88	1777.77	1801.53	1816.42	1855.07	1893.72
HCL Technologies	1152.45	1135.25	1140.98	1146.72	1155.73	1161.47	1176.22	1190.97
HDFC	2948.40	2887.30	2907.67	2928.03	2952.62	2972.98	3017.93	3062.88
HDFC Bank	1530.80	1513.00	1518.93	1524.87	1534.43	1540.37	1555.87	1571.37
Hero Motocorp	2749.35	2690.05	2709.82	2729.58	2751.62	2771.38	2813.18	2854.98
Hindalco	445.40	429.80	435.00	440.20	444.70	449.90	459.60	469.30
HUL	2391.15	2364.35	2373.28	2382.22	2396.13	2405.07	2427.92	2450.77
ICICI Bank	761.30	740.65	747.53	754.42	763.18	770.07	785.72	801.37
Idea	9.95	9.60	9.72	9.83	10.02	10.13	10.43	10.73
Indusind Bank	1034.00	986.00	1002.00	1018.00	1030.00	1046.00	1074.00	1102.00
Infosys	1787.45	1759.40	1768.75	1778.10	1790.05	1799.40	1820.70	1842.00
ITC	239.50	226.05	230.53	235.02	240.13	244.62	254.22	263.82
Kotak Mahindra Bank	2053.10	2009.15	2023.80	2038.45	2060.15	2074.80	2111.15	2147.50
L&T	1952.90	1908.20	1923.10	1938.00	1958.45	1973.35	2008.70	2044.05
Lupin	910.15	885.00	893.38	901.77	916.63	925.02	948.27	971.52
M&M	954.45	915.50	928.48	941.47	960.23	973.22	1004.97	1036.72
Maruti Suzuki India	8274.75	7680.10	7878.32	8076.53	8213.27	8411.48	8746.43	9081.38
NTPC	136.45	130.00	132.15	134.30	136.15	138.30	142.30	146.30
ONGC	157.40	153.95	155.10	156.25	157.75	158.90	161.55	164.20
Power Grid	191.05	180.20	183.82	187.43	190.62	194.23	201.03	207.83
RIL	2464.00	2423.05	2436.70	2450.35	2474.65	2488.30	2526.25	2564.20
SBI	498.15	476.60	483.78	490.97	498.18	505.37	519.77	534.17
Sun Pharma	791.35	769.80	776.98	784.17	794.58	801.77	819.37	836.97
Tata Motors	530.15	503.80	512.58	521.37	529.03	537.82	554.27	570.72
Tata Motors DVR	292.10	279.35	283.60	287.85	293.25	297.50	307.15	316.80
Tata Power	249.90	233.50	238.97	244.43	248.47	253.93	263.43	272.93
Tata Steel	1220.05	1192.80	1201.88	1210.97	1224.18	1233.27	1255.57	1277.87
TCS	3521.90	3449.95	3473.93	3497.92	3530.38	3554.37	3610.82	3667.27
Tech Mahindra	1618.45	1565.00	1582.82	1600.63	1612.82	1630.63	1660.63	1690.63
Ultratech	7857.70	7653.05	7721.27	7789.48	7869.22	7937.43	8085.38	8233.33
Wipro	661.80	648.00	652.60	657.20	662.60	667.20	677.20	687.20
Yes Bank	13.00	12.75	12.83	12.92	13.03	13.12	13.32	13.52
Zee Entertainment	320.20	309.70	313.20	316.70	321.60	325.10	333.50	341.90

DAILY DIGEST

Disclaimer

For private circulation only

Website: www.dealmoneyonline.in

DISCLAIMER : SEBI Research Analyst Registration No: INH000002319 For any grievance mail at compliance@dealmoney.in

Dealmoney Securities Private Limited (hereinafter referred to as "Dealmoney") is a registered Member of National Stock Exchange of India Limited, Bombay Stock Exchange Limited and MCX Stock Exchange Limited. Dealmoney is also registered as a Depository Participant with CDSL. Dealmoney is in the process of making an application with SEBI for registering it as a Research Entity in terms of SEBI (Research Analyst) Regulations, 2014. Dealmoney or its associates has not been debarred/ suspended by SEBI or any other regulatory authority for accessing /dealing in securities Market and no material disciplinary action has been taken by SEBI/other regulatory authorities impacting Dealmoney's Equity Research Analysis. Dealmoney or its associates/ analyst including its relatives do not hold any actual/beneficial ownership of more than 1% in the company/ies covered by Analyst (hereinafter referred to as "Subject Company/ies"). Dealmoney or its associates/analyst including its relatives may hold financial interest in the company/ies covered by Analyst (hereinafter referred to as "Subject Company/ies"). Dealmoney or its associates/ analysts or his/her relative does not receive any compensation or other benefits from the subject company/ies mentioned in this research report (hereinafter referred to as "Report") or from a third party in connection with preparation of the report. Accordingly, Dealmoney or its associates/analyst or his/her relative does not have any other material conflict of interest at the time of publication of the Report.

Research analyst/s engaged in preparation of the Report, has not received any compensation / managed or co-managed public offering of securities of the subject company/ies / has not received compensation for investment banking or merchant banking or brokerage services from the subject company/ies / has not received compensation for products or services other than investment banking or merchant banking or brokerage services from the subject company/ies / has not received compensation or other benefits from the subject company/ies or third party in connection with the Report of the subject company/ies during the past twelve months / has not served as an officer, director or employee of subject Company/ies and is not engaged in market making activity of the subject Company/ies.

Dealmoney group companies provides finance related product services like distribution of financial products and as such is a provider of many services like loans, mutual funds, tax & trust planning etc. mentioned in this brochure. And hence, Dealmoney do not warranty / guarantee about performance of any products and customer servicing w.r.t third party products per se.

Third party products are subject to code of conduct to be adhered to by the representatives of Dealmoney and Dealmoney is not responsible for the losses, whether actual or notional incurred by any investor. Services assured and expected may vary from actual service and Dealmoney does not guarantee about the quality of services. Investments in securities and commodities are subject to market and other risks and there is no assurance or guarantee that the objectives of any of the Investments/Schemes/product would be achieved. Past performances are only indicative and returns are not assured and guaranteed by Dealmoney group companies. The price, value of and income from any of the securities or financial instruments mentioned in this report can fall as well as rise. The value of securities and financial instruments is subject to exchange rate fluctuation that may have a positive or adverse effect on the price or income of such securities or financial instruments.

Reports on technical and derivative analysis are based on studying charts of a stock's price movement, outstanding positions and trading volume as opposed to focussing on a company's fundamentals and as such, may not match with a report on a company's fundamentals. The opinions expressed in the Report are our current opinions as of the date of this report and may be subject to change from time to time without notice. Dealmoney or any persons connected with it do not accept any liability arising from use of this material/document/Report.

Information/ opinion conveyed through this material/document/Report are strictly meant for the registered Clients of Dealmoney group of Companies of the respective segments. This information is not intended for distribution to, or use by, any person or entity in any jurisdiction or country where such distribution or use would be contrary to law or regulation or which would subject Dealmoney or its affiliates to any registration requirement within such jurisdiction or country. This information does not constitute an offer to sell or a solicitation of an offer to buy any financial products to any person in any jurisdiction where it is unlawful to make such an offer or solicitation. No part of this material may be duplicated in whole or in part in any form and / or redistributed without the prior written consent of Dealmoney. This material/document/Report is being supplied to you solely for your information, and its contents, information or data may not be reproduced, redistributed or passed on directly or indirectly.

Recipients of the Report shall always independently verify reliability and suitability of the Report and opinions before investing.

For Company details, please visit our website www.dealmoneyonline.com

For research related query, write to us at research@dealmoney.in