

November 22, 2021

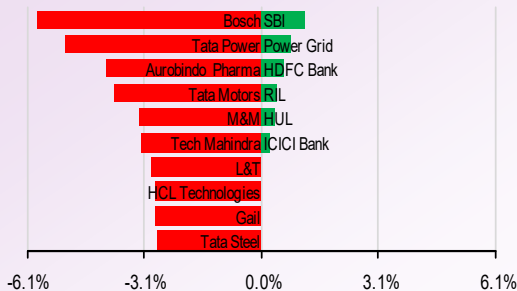
NIFTY TO TRADE BETWEEN 17,700 -17,900

On the lower side, 17650-600 zones if breached then a fresh round of selloff could begin which could eventually take the index towards 17200-17120 thereafter and any reversal from here should find an hurdle at or around 17960-18000 going forward.

TRADERS COMMENT

Benchmark index opened gap down, market didn't sustained and felled in second half, closed in red. Nifty ended lower by -133.85 points or -0.75% at 17764.80 level.

NIFTY MOVERS & SHAKERS



TOP 5 SECTOR MOVERS

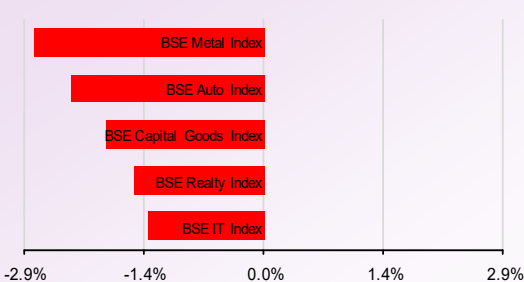
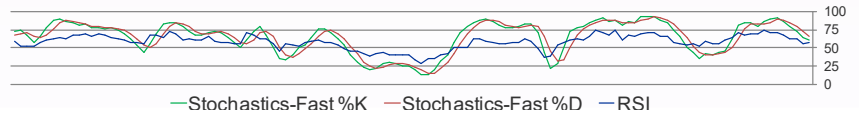
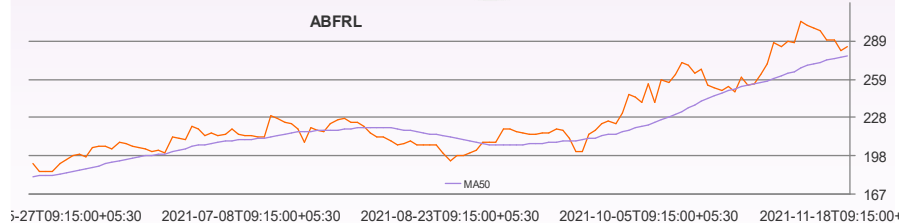


Chart of the Day

ABFRL

Buy above Rs 284.65.

The stock is trading above its prior swing high and above its 20 ema support. We recommend buy only above Rs285 with the stoploss of Rs280 for the target of Rs295.

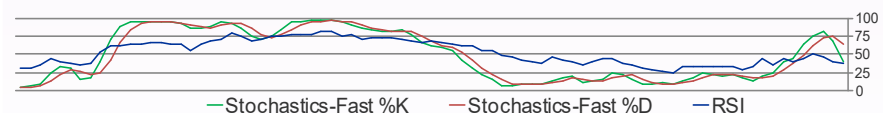
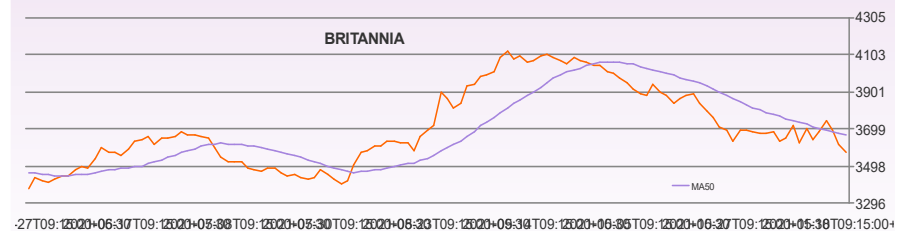


Technical call of the Day

BRITANNIA FUT

Sell below Rs 3580

The stock failed to hold the support of 20 EMA and RSI moving towards south direction indicating weakness in stock. We recommend sell only Below Rs3580 with the stoploss of Rs3615 for the target of Rs3510.



We are also available on:

twitter

facebook

Linked in

E-mail : research@dealmoney.in
www.dealmoneyonline.com

STOCKS TRADING IN POSITIVE ZONE: SBIN, POWERGRID
 STOCKS TRADING IN NEGATIVE ZONE: M&M, LT.

- Escorts:** Kubota Corporation is planning to acquire an additional 5.9 percent stake in Escorts for Rs 1,872.74 crore. Kubota had 9.09 percent in Escorts and post the preferential allotment, its stake in Escorts will increase to 14.99 percent and becoming a joint promoter in Escorts. Kubota will also make an open offer to the public shareholders of Escorts to acquire up to 26 per cent of the share capital in accordance with SEBI Regulations.

CMP:	1802.9
P/E(ttm):	137.0
Impact	Positive
- Bharat Rasayan:** It is all set to raise Rs 50 crore through commercial paper. The said commercial paper having maturity on February 16, 2022, which have been rated 'A1+' by a leading rating agency.

CMP:	9965.2
P/E(ttm):	484.7
Impact	Positive
- Westlife Development:** Hardcastle Restaurants (HRPL), a Master Franchisee for West & South India operations of McDonald's restaurants and a subsidiary of the Westlife Development, has launched a special meal - 'The Rashmika Meal', in collaboration with Superstar Rashmika Mandanna.

CMP:	571.5
P/E(ttm):	15.4
Impact	Positive
- Natco Pharma:** It has launched a novel fixed-dose combination of Trifluridine + Tipiracil for the first-time in India under the brand name Tipanat as a pack of 20 tablets in a bottle. Tipanat is a novel antineoplastic nucleoside analog indicated for the treatment of advanced colorectal and gastric cancer.


CMP:	815.1
P/E(ttm):	62.4
Impact	Positive
- Punjab National Bank (PNB):** It has raised Rs 1919.00 crore through Basel III Compliant Tier - II Bonds at a coupon of 7.10% p.a. on private placement basis on November 18, 2021. The bank has issued and allotted 1919 Unsecured, Subordinated, Non-Convertible, Fully Paid-up, Taxable, Redeemable Basel III Compliant Tier II Bonds which will qualify as Tier II capital of Rs 1 crore each.

CMP:	41.7
P/E(ttm):	9.2
Impact	Positive

ttm = trailing twelve months

Economic Snapshot

- Economic Advisory Council to the Prime Minister (EAC-PM) Chairman Bibek Debroy has said that India is on a path towards a higher growth trajectory, higher poverty reduction, higher employment, and a prosperous, more developed and better governed India and the country's Gross domestic product (GDP) is likely to grow at around 10 percent in 2021-22.
- Department of Economic Affairs (DEA) Secretary Ajay Seth has said that India needs to double the capital expenditure (capex) in the medium term from about 5-6 percent of the Gross Domestic Product (GDP) currently to fund infrastructure. He said efforts have to be made to channelise all avenues of savings for garnering resources for stepping up investment in the infrastructure sector.



I-SOT

INTRADAY STOCK TRADING

FREQUENCY	ALLOCATION	DURATION	RISK
4 calls a Day	Average Daily Premium of Rs.50,000	Intraday	High Risk

SALIENT FEATURES:

- 👍 Fixed time for call generation – 2 calls at 9:30am and 2 calls @ 12:00pm
- 👍 High Risk – High Returns product
- 👍 Focused product for Intraday Derivative Traders
- 👍 Daily 4 calls to gain from intraday momentum
- 👍 High beta Midcap and Large cap F&O stocks for better entry and exit.

DAILY DIGEST

DERIVATIVES

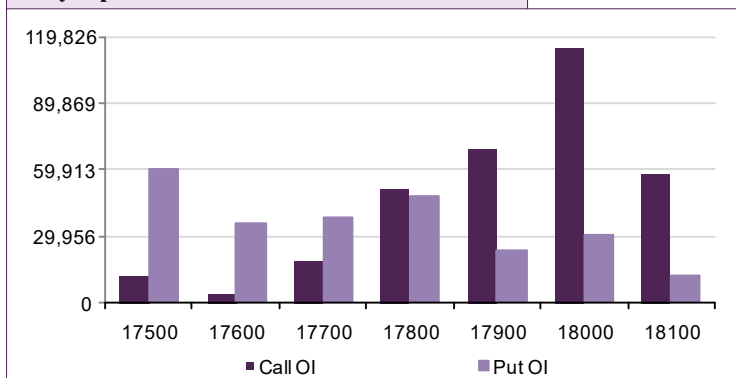
Open Interest Gainers

Stock	Open Interest (contracts)	OI Change (%)	Price (Rs.)	Price change (%)
ADANI PORTS	41,688,750	1207.4%	729.30	-1.6%
PNB	130,640,000	954.9%	41.90	2.7%
VEDL	40,876,600	555.4%	311.65	-8.4%
MCDOWELL-N	4,057,500	318.8%	925.20	-1.0%
ESCORTS	4,766,850	249.8%	1807.60	10.1%

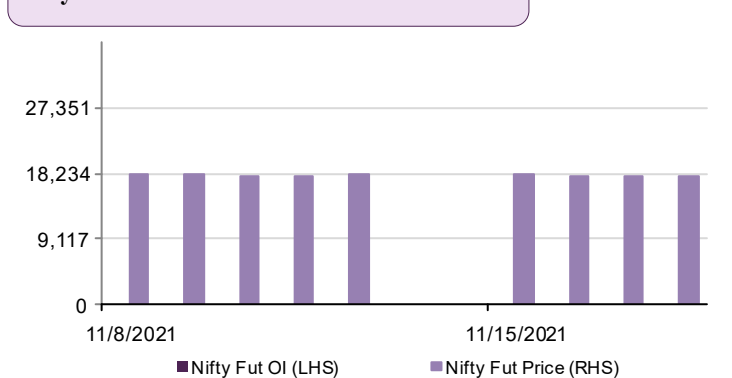
Open Interest Losers

Stock	Open Interest (contracts)	OI Change (%)	Price (Rs.)	Price change (%)
ESCORTS	4,088,700	-44.2%	1801.45	10.2%
ADANI PORTS	50,657,500	-43.6%	725.95	-1.6%
PNB	166,912,000	-38.6%	41.70	2.6%
VEDL	122,093,500	-23.1%	310.30	-8.4%
UPL	17,087,200	-21.8%	743.25	-1.8%

Nifty Option OI Distribution



Nifty OI Vs Futures Price



Top 5 Traded Stock Futures

Stock	Expiry Date	No of contracts traded	Contract value (Rs. Lacs)	LTP
ESCORTS	25-Nov-21	55,786	536,346	1801
VEDL	25-Nov-21	44,149	433,618	310
ADANI PORTS	25-Nov-21	36,101	327,370	726
TATAMOTORS	25-Nov-21	21,698	316,888	510
ADANI PORTS	30-Dec-21	32,353	294,695	729

Top 5 Traded Stock Options

Stock	Expiry Date	Option Type	Strike price	No of contracts traded	Contract value (Rs. Lacs)	LTP
ESCORTS	25-Nov-21	CE	1,800	32,901	333,452	42.55
MARUTI	25-Nov-21	CE	8,500	25,492	218,146	35.15
MARUTI	25-Nov-21	CE	8,300	25,309	212,674	67.50
MARUTI	25-Nov-21	CE	8,400	18,728	158,772	48.60
BAJFINANCE	25-Nov-21	CE	7,700	14,952	145,615	47.50

Top 5 Contract Future Volumes

Stock	Expiry Date	No of Contracts traded	Current Cash Volume	Cash Delivery %
ESCORTS	25-Nov-21	55,786	3,112,659	1635.0%
VEDL	25-Nov-21	44,149	16,689,436	2402.0%
TATASTEEL	25-Nov-21	38,054	2,583,488	2556.0%
ADANI PORTS	25-Nov-21	36,101	458,276	2081.0%
RELIANCE	25-Nov-21	32,834	1,573,249	4008.0%

Bottom 5 Contract Future Volumes

Stock	Expiry Date	No of Contracts traded	Current Cash Volume	Cash Delivery %
SUNTV	25-Nov-21	106	441,075	3991.0%
IBULHSGFIN	25-Nov-21	246	2,459,264	3306.0%
BHEL	25-Nov-21	301	6,254,071	2526.0%
NATIONALUM	25-Nov-21	347	7,003,745	3533.0%
ABBOTINDIA	25-Nov-21	354	5,116	4272.0%

NOTE: OI Gainers are for 30-Dec-2021 expiry; while OI Losers are for 25-Nov-2021 expiry.

DAILY DIGEST

SUPPORT / RESISTANCE LEVEL

Company Name	Closing Price	S3	S2	S1	Pivot	R1	R2	R3
ACC	2440.50	2327.90	2365.43	2402.97	2452.63	2490.17	2577.37	2664.57
Adani Ports	726.05	691.00	702.68	714.37	727.83	739.52	764.67	789.82
Ambuja Cements	400.85	381.15	387.72	394.28	403.07	409.63	424.98	440.33
Asian Paints	3226.85	3168.00	3187.62	3207.23	3233.62	3253.23	3299.23	3345.23
Aurobindo Pharma	639.55	599.40	612.78	626.17	647.43	660.82	695.47	730.12
Axis Bank	706.35	687.80	693.98	700.17	708.08	714.27	728.37	742.47
Bajaj Auto	3547.55	3455.10	3485.92	3516.73	3555.82	3586.63	3656.53	3726.43
Bank Of Baroda	96.25	92.60	93.82	95.03	96.87	98.08	101.13	104.18
Bharti Airtel	714.35	692.55	699.82	707.08	715.27	722.53	737.98	753.43
Indus Tower	284.45	272.50	276.48	280.47	285.78	289.77	299.07	308.37
BHEL	62.30	58.95	60.07	61.18	62.97	64.08	66.98	69.88
Bosch	17779.65	16419.60	16872.95	17326.30	18063.10	18516.45	19706.60	20896.75
BPCL	405.30	394.35	398.00	401.65	408.65	412.30	422.95	433.60
Cipla	892.30	875.00	880.77	886.53	896.77	902.53	918.53	934.53
Coal India	153.40	148.25	149.97	151.68	154.72	156.43	161.18	165.93
Dr. Reddy'S Lab	4671.45	4534.50	4580.15	4625.80	4696.75	4742.40	4859.00	4975.60
Eicher Motors	2603.30	2451.35	2502.00	2552.65	2625.65	2676.30	2799.95	2923.60
Gail	140.95	135.15	137.08	139.02	142.28	144.22	149.42	154.62
Grasim	1774.50	1714.75	1734.67	1754.58	1783.27	1803.18	1851.78	1900.38
HCL Technologies	1120.20	1072.00	1088.07	1104.13	1129.57	1145.63	1187.13	1228.63
HDFC	2925.40	2869.45	2888.10	2906.75	2935.40	2954.05	3001.35	3048.65
HDFC Bank	1539.40	1507.00	1517.80	1528.60	1536.05	1546.85	1565.10	1583.35
Hero Motocorp	2684.85	2571.30	2609.15	2647.00	2705.00	2742.85	2838.70	2934.55
Hindalco	440.30	418.60	425.83	433.07	443.53	450.77	468.47	486.17
HUL	2399.40	2333.65	2355.57	2377.48	2391.92	2413.83	2450.18	2486.53
ICICI Bank	762.90	745.30	751.17	757.03	762.27	768.13	779.23	790.33
Idea	9.95	9.45	9.62	9.78	9.97	10.13	10.48	10.83
Indusind Bank	1008.45	962.60	977.88	993.17	1017.58	1032.87	1072.57	1112.27
Infosys	1779.40	1728.55	1745.50	1762.45	1775.95	1792.90	1823.35	1853.80
ITC	237.50	229.60	232.23	234.87	238.93	241.57	248.27	254.97
Kotak Mahindra Bank	2024.45	1955.35	1978.38	2001.42	2031.93	2054.97	2108.52	2162.07
L&T	1897.00	1832.00	1853.67	1875.33	1914.67	1936.33	1997.33	2058.33
Lupin	898.70	875.00	882.90	890.80	898.90	906.80	922.80	938.80
M&M	923.70	881.40	895.50	909.60	932.30	946.40	983.20	1020.00
Maruti Suzuki India	8117.15	7634.20	7795.18	7956.17	8162.08	8323.07	8689.97	9056.87
NTPC	135.30	131.90	133.03	134.17	135.88	137.02	139.87	142.72
ONGC	154.30	150.40	151.70	153.00	155.00	156.30	159.60	162.90
Power Grid	192.50	187.65	189.27	190.88	192.67	194.28	197.68	201.08
RIL	2473.30	2411.10	2431.83	2452.57	2470.78	2491.52	2530.47	2569.42
SBI	503.80	478.40	486.87	495.33	500.77	509.23	523.13	537.03
Sun Pharma	790.65	765.85	774.12	782.38	788.37	796.63	810.88	825.13
Tata Motors	509.70	468.40	482.17	495.93	515.07	528.83	561.73	594.63
Tata Motors DVR	288.00	267.10	274.07	281.03	287.52	294.48	307.93	321.38
Tata Power	237.10	212.85	220.93	229.02	240.53	248.62	268.22	287.82
Tata Steel	1186.60	1135.70	1152.67	1169.63	1198.97	1215.93	1262.23	1308.53
TCS	3475.70	3382.35	3413.47	3444.58	3482.72	3513.83	3583.08	3652.33
Tech Mahindra	1567.75	1494.25	1518.75	1543.25	1584.00	1608.50	1673.75	1739.00
Ultratech	7767.70	7500.10	7589.30	7678.50	7804.25	7893.45	8108.40	8323.35
Wipro	651.45	624.55	633.52	642.48	654.22	663.18	683.88	704.58
Yes Bank	12.85	12.55	12.65	12.75	12.90	13.00	13.25	13.50
Zee Entertainment	313.70	290.85	298.47	306.08	314.27	321.88	337.68	353.48

DAILY DIGEST

Disclaimer

For private circulation only

Website: www.dealmoneyonline.in

DISCLAIMER : SEBI Research Analyst Registration No: INH000002319 For any grievance mail at compliance@dealmoney.in

Dealmoney Securities Private Limited (hereinafter referred to as "Dealmoney") is a registered Member of National Stock Exchange of India Limited, Bombay Stock Exchange Limited and MCX Stock Exchange Limited. Dealmoney is also registered as a Depository Participant with CDSL. Dealmoney is in the process of making an application with SEBI for registering it as a Research Entity in terms of SEBI (Research Analyst) Regulations, 2014. Dealmoney or its associates has not been debarred/ suspended by SEBI or any other regulatory authority for accessing /dealing in securities Market and no material disciplinary action has been taken by SEBI/other regulatory authorities impacting Dealmoney's Equity Research Analysis. Dealmoney or its associates/ analyst including its relatives do not hold any actual/beneficial ownership of more than 1% in the company/ies covered by Analyst (hereinafter referred to as "Subject Company/ies"). Dealmoney or its associates/analyst including its relatives may hold financial interest in the company/ies covered by Analyst (hereinafter referred to as "Subject Company/ies"). Dealmoney or its associates/ analysts or his/her relative does not receive any compensation or other benefits from the subject company/ies mentioned in this research report (hereinafter referred to as "Report") or from a third party in connection with preparation of the report. Accordingly, Dealmoney or its associates/analyst or his/her relative does not have any other material conflict of interest at the time of publication of the Report.

Research analyst/s engaged in preparation of the Report, has not received any compensation / managed or co-managed public offering of securities of the subject company/ies / has not received compensation for investment banking or merchant banking or brokerage services from the subject company/ies / has not received compensation for products or services other than investment banking or merchant banking or brokerage services from the subject company/ies / has not received compensation or other benefits from the subject company/ies or third party in connection with the Report of the subject company/ies during the past twelve months / has not served as an officer, director or employee of subject Company/ies and is not engaged in market making activity of the subject Company/ies.

Dealmoney group companies provides finance related product services like distribution of financial products and as such is a provider of many services like loans, mutual funds, tax & trust planning etc. mentioned in this brochure. And hence, Dealmoney do not warranty / guarantee about performance of any products and customer servicing w.r.t third party products per se.

Third party products are subject to code of conduct to be adhered to by the representatives of Dealmoney and Dealmoney is not responsible for the losses, whether actual or notional incurred by any investor. Services assured and expected may vary from actual service and Dealmoney does not guarantee about the quality of services. Investments in securities and commodities are subject to market and other risks and there is no assurance or guarantee that the objectives of any of the Investments/Schemes/product would be achieved. Past performances are only indicative and returns are not assured and guaranteed by Dealmoney group companies. The price, value of and income from any of the securities or financial instruments mentioned in this report can fall as well as rise. The value of securities and financial instruments is subject to exchange rate fluctuation that may have a positive or adverse effect on the price or income of such securities or financial instruments.

Reports on technical and derivative analysis are based on studying charts of a stock's price movement, outstanding positions and trading volume as opposed to focussing on a company's fundamentals and as such, may not match with a report on a company's fundamentals. The opinions expressed in the Report are our current opinions as of the date of this report and may be subject to change from time to time without notice. Dealmoney or any persons connected with it do not accept any liability arising from use of this material/document/Report.

Information/ opinion conveyed through this material/document/Report are strictly meant for the registered Clients of Dealmoney group of Companies of the respective segments. This information is not intended for distribution to, or use by, any person or entity in any jurisdiction or country where such distribution or use would be contrary to law or regulation or which would subject Dealmoney or its affiliates to any registration requirement within such jurisdiction or country. This information does not constitute an offer to sell or a solicitation of an offer to buy any financial products to any person in any jurisdiction where it is unlawful to make such an offer or solicitation. No part of this material may be duplicated in whole or in part in any form and / or redistributed without the prior written consent of Dealmoney. This material/document/Report is being supplied to you solely for your information, and its contents, information or data may not be reproduced, redistributed or passed on directly or indirectly.

Recipients of the Report shall always independently verify reliability and suitability of the Report and opinions before investing.

For Company details, please visit our website www.dealmoneyonline.com

For research related query, write to us at research@dealmoney.in