

November 26, 2021

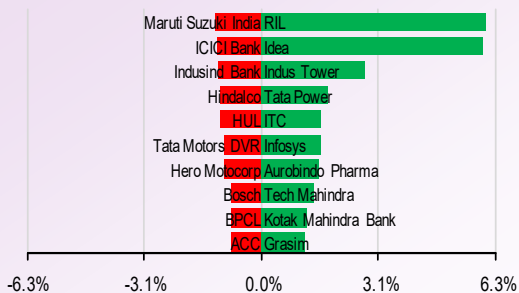
NIFTY TO TRADE BETWEEN 17,450 -17,600

The index settled adding 121 points at 17536.25 against the day before. In the session ahead, 17600-613 is likely to offer a hurdle closing above which could lead Mr. NIFTY towards 18000 marks going forward. On the downside 17250-200 should possibly provide a strong support going ahead.

TRADERS COMMENT

Benchmark index flat, market sustained and risen in second half, closed in green. Nifty ended higher by 121.20 points or 0.70% at 17536.25 level.

NIFTY MOVERS & SHAKERS



TOP 5 SECTOR MOVERS

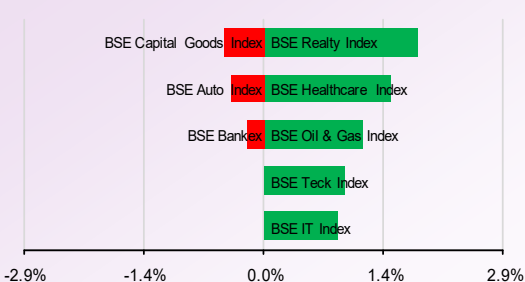
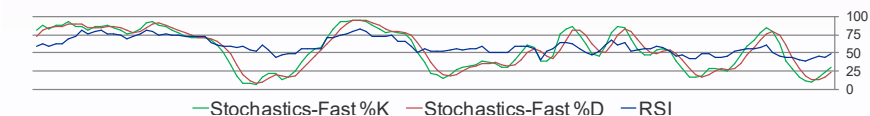
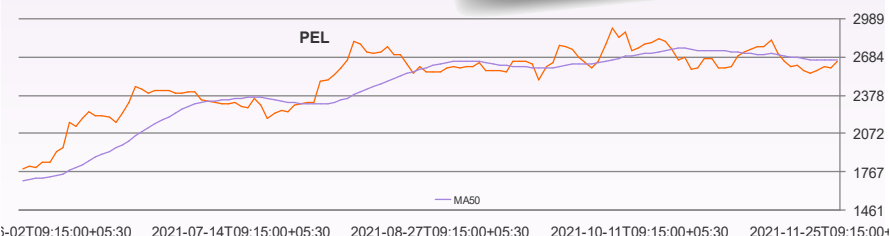


Chart of the Day

PEL
Buy above Rs 2665.

The stock is trading above its prior swing high and above its 20 ema support. We recommend buy only above Rs2665 with the stoploss of Rs2639 for the target of Rs2720.



Technical call of the Day

IPCALAB FUT
Sell below Rs 2000

The stock failed to hold the support of 20 EMA and RSI moving towards south direction indicating weakness in stock. We recommend sell only Below Rs2000 with the stoploss of Rs2020 for the target of Rs1960.

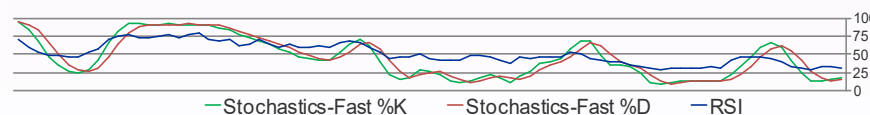
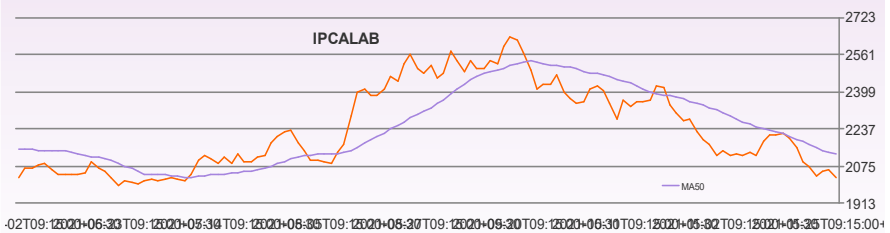


Chart of the Day
Buy:PEL CMP:2651.4

Technical Call of the Day
Sell:IPCALAB FUT CMP:2006.1

We are also available on:



E-mail : research@dealmoney.in
www.dealmoneyonline.com

STOCKS TRADING IN POSITIVE ZONE: RELIANCE, VEDL
STOCKS TRADING IN NEGATIVE ZONE: MARUTI, FSL.

- Coal India:** It is aiming at investing Rs 40,000-50,000 crore as capital expenditure (capex) in the next 4-5 years. The Company has spent Rs 7,000 crore capex so far and its Rs 17,000-crore target for the current fiscal is on track. Most of the incremental capex will go into coal production and evacuation.

CMP:	158.6
P/E(ttm):	12.0
Impact	Positive

- InterGlobe Aviation:** It is all set to resume Chennai-Singapore flight under vaccinated travel lane (VTL) from November 29 onwards. Following incorporation of air bubble between India and Singapore, the company has been allocated a total of 3,618 seats per week, of which 1,624 seats will be operated on the Chennai-Singapore route under VTL

CMP:	2071.6
P/E(ttm):	100.8
Impact	Positive

- Tata Steel:** It has commissioned 8 million tonne iron ore crushing and washing plant in Odisha. The plant is located at its Khondbond Iron & Manganese Mine (KIMM) near Joda in Keonjhar district. It has been set up by the company's Ores, Mines & Quarries (OMQ) Division.

CMP:	1173.7
P/E(ttm):	31.7
Impact	Positive

- Bharti Airtel:** It has successfully conducted India's first 5G trial in the 700 MHz band in partnership with Nokia. Airtel has been allotted test spectrum in multiple bands by the government's Department of Telecommunications for the validation of 5G technology and use cases. The demonstration, which was conducted on the outskirts of Kolkata, was also the first 5G trial in Eastern India.

CMP:	765.2
P/E(ttm):	58.6
Impact	Positive

- Akash Infra-Projects:** It has received two work orders on November 24, 2021 from Office of the Executive Engineer, Jilla Panchayat, Mehsana, aggregating to Rs 2.67 crore. The company has bagged first order for resurfacing of various roads at Taluka Vijapur, Gujarat of worth Rs 1.11 crore and received second order of worth Rs 1.56 crore

CMP:	162.1
P/E(ttm):	36.0
Impact	Positive

ttm = trailing twelve months

Economic Snapshot

- India Ratings and Research (Ind-Ra) has said that the average collections across its rated securitization transactions have inched up to 79 percent in September 2021 from 70 percent in May 2021 as the economy started to open up due to acceleration in vaccine rollout. It noted that the performance of securitization transactions has witnessed a continued improvement with the increase in September collections and a drop in delinquencies percentage across asset classes.
- Commerce Minister Piyush Goyal and US Trade Representative Katherine Tai have relaunched the Trade Policy Forum (TPF) and agreed to engage on issues which are affecting the trade between the two countries. The bilateral commerce between India and the US is expected to cross \$100 billion this year.



I-SOT

INTRADAY STOCK TRADING

FREQUENCY	ALLOCATION	DURATION	RISK
4 calls a Day	Average Daily Premium of Rs.50,000	Intraday	High Risk

SALIENT FEATURES:

- 👍 Fixed time for call generation – 2 calls at 9:30am and 2 calls @ 12:00pm
- 👍 High Risk – High Returns product
- 👍 Focused product for Intraday Derivative Traders
- 👍 Daily 4 calls to gain from intraday momentum
- 👍 High beta Midcap and Large cap F&O stocks for better entry and exit.

DAILY DIGEST

DERIVATIVES

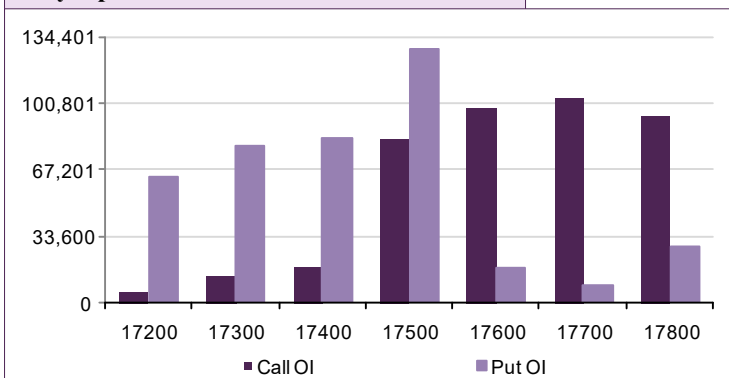
Open Interest Gainers

Stock	Open Interest (contracts)	OI Change (%)	Price (Rs.)	Price change (%)
IDEA	875,490,000	143.3%	11.80	6.3%
CHAMBLFERT	2,050,500	65.5%	402.15	5.5%
INDUSTOWER	15,092,000	57.6%	297.20	2.5%
AUBANK	3,569,500	55.4%	1194.30	-1.4%
KOTAKBANK	12,667,600	46.2%	2035.30	1.0%

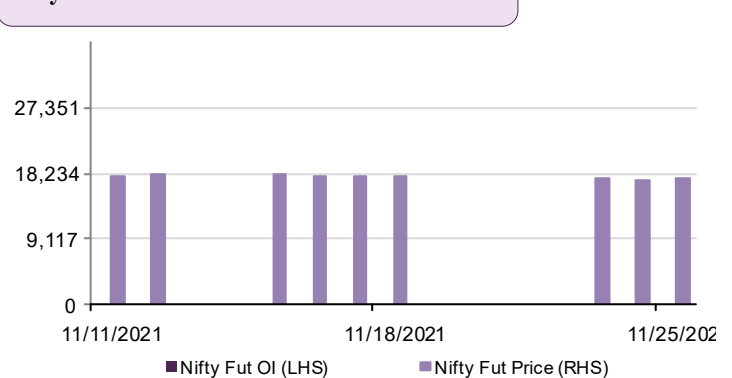
Open Interest Losers

Stock	Open Interest (contracts)	OI Change (%)	Price (Rs.)	Price change (%)
AUBANK	43,500	-96.8%	1188.75	-1.5%
SHREECEM	2,250	-95.7%	26637.40	-0.8%
PAGEIND	720	-95.2%	40172.50	0.8%
RAMCOCEM	28,900	-94.5%	986.80	-0.4%
DIXON	10,375	-93.7%	5224.00	3.1%

Nifty Option OI Distribution



Nifty OI Vs Futures Price



Top 5 Traded Stock Futures

Stock	Expiry Date	No of contracts traded	Contract value (Rs. Lacs)	LTP
RELIANCE	30-Dec-21	107,830	662,148	2498
RELIANCE	25-Nov-21	60,373	369,481	2493
ICICIBANK	30-Dec-21	33,937	350,809	753
SBIN	30-Dec-21	39,916	295,208	493
BHARTIARTL	30-Dec-21	18,234	262,447	768

Top 5 Traded Stock Options

Stock	Expiry Date	Option Type	Strike price	No of contracts traded	Contract value (Rs. Lacs)	LTP
BHARTIARTL	30-Dec-21	CE	800	3,920	60,101	14.30
ITC	30-Dec-21	CE	240	7,381	57,506	4.05
BHARTIARTL	25-Nov-21	CE	770	3,823	55,581	765.15
ITC	25-Nov-21	CE	230	7,379	54,472	231.30
ITC	30-Dec-21	CE	230	7,157	54,235	7.90

Top 5 Contract Future Volumes

Stock	Expiry Date	No of Contracts traded	Current Cash Volume	Cash Delivery %
RELIANCE	25-Nov-21	60,373	9,245,255	4725.0%
TATASTEEL	25-Nov-21	39,423	1,232,862	2595.0%
INFY	25-Nov-21	36,311	2,859,354	6388.0%
TCS	25-Nov-21	33,189	1,294,556	6999.0%
SBIN	25-Nov-21	32,739	3,660,492	2839.0%

Bottom 5 Contract Future Volumes

Stock	Expiry Date	No of Contracts traded	Current Cash Volume	Cash Delivery %
ATUL	25-Nov-21	370	28,086	6413.0%
JKCEMENT	25-Nov-21	429	7,889	2423.0%
WHIRLPOOL	25-Nov-21	539	124,139	6816.0%
ALKEM	25-Nov-21	561	23,623	5351.0%
CROMPTON	25-Nov-21	572	575,377	5760.0%

NOTE: OI Gainers are for 30-Dec-2021 expiry; while OI Losers are for 25-Nov-2021 expiry.

DAILY DIGEST

SUPPORT / RESISTANCE LEVEL

Company Name	Closing Price	S3	S2	S1	Pivot	R1	R2	R3
ACC	2385.45	2346.45	2359.45	2372.45	2393.00	2406.00	2439.55	2473.10
Adani Ports	762.45	736.70	745.28	753.87	764.08	772.67	791.47	810.27
Ambuja Cements	390.60	384.50	386.53	388.57	391.03	393.07	397.57	402.07
Asian Paints	3144.25	3052.65	3083.18	3113.72	3143.53	3174.07	3234.42	3294.77
Aurobindo Pharma	668.90	635.10	646.37	657.63	666.32	677.58	697.53	717.48
Axis Bank	679.90	666.10	670.70	675.30	681.15	685.75	696.20	706.65
Bajaj Auto	3391.70	3340.20	3357.37	3374.53	3394.22	3411.38	3448.23	3485.08
Bank Of Baroda	93.05	90.50	91.35	92.20	92.90	93.75	95.30	96.85
Bharti Airtel	765.15	737.10	746.45	755.80	762.15	771.50	787.20	802.90
Indus Tower	296.80	263.85	274.83	285.82	291.88	302.87	319.92	336.97
BHEL	62.75	59.95	60.88	61.82	62.63	63.57	65.32	67.07
Bosch	16870.20	16402.00	16558.07	16714.13	16886.22	17042.28	17370.43	17698.58
BPCL	400.10	391.60	394.43	397.27	400.83	403.67	410.07	416.47
Cipla	899.95	865.55	877.02	888.48	895.47	906.93	925.38	943.83
Coal India	158.55	149.20	152.32	155.43	159.12	162.23	169.03	175.83
Dr. Reddy'S Lab	4591.60	4474.00	4513.20	4552.40	4624.20	4663.40	4774.40	4885.40
Eicher Motors	2520.40	2449.10	2472.87	2496.63	2520.82	2544.58	2592.53	2640.48
Gail	141.55	134.40	136.78	139.17	140.68	143.07	146.97	150.87
Grasim	1766.75	1659.00	1694.92	1730.83	1751.92	1787.83	1844.83	1901.83
HCL Technologies	1124.80	1091.00	1102.27	1113.53	1122.27	1133.53	1153.53	1173.53
HDFC	2867.75	2803.55	2824.95	2846.35	2868.40	2889.80	2933.25	2976.70
HDFC Bank	1525.95	1480.70	1495.78	1510.87	1522.08	1537.17	1563.47	1589.77
Hero Motocorp	2594.70	2522.20	2546.37	2570.53	2605.27	2629.43	2688.33	2747.23
Hindalco	447.05	428.50	434.68	440.87	449.83	456.02	471.17	486.32
HUL	2349.05	2295.00	2313.02	2331.03	2359.02	2377.03	2423.03	2469.03
ICICI Bank	751.05	735.65	740.78	745.92	750.43	755.57	765.22	774.87
Idea	11.65	9.65	10.32	10.98	11.37	12.03	13.08	14.13
Indusind Bank	959.30	932.70	941.57	950.43	960.22	969.08	987.73	1006.38
Infosys	1722.40	1667.70	1685.93	1704.17	1715.18	1733.42	1762.67	1791.92
ITC	231.30	219.30	223.30	227.30	229.75	233.75	240.20	246.65
Kotak Mahindra Bank	2035.10	1978.10	1997.10	2016.10	2032.05	2051.05	2086.00	2120.95
L&T	1849.90	1809.55	1823.00	1836.45	1851.65	1865.10	1893.75	1922.40
Lupin	899.25	872.40	881.35	890.30	896.15	905.10	919.90	934.70
M&M	891.20	868.10	875.80	883.50	891.20	898.90	914.30	929.70
Maruti Suzuki India	7572.50	7150.60	7291.23	7431.87	7575.63	7716.27	8000.67	8285.07
NTPC	135.20	127.90	130.33	132.77	134.73	137.17	141.57	145.97
ONGC	155.10	149.10	151.10	153.10	154.55	156.55	160.00	163.45
Power Grid	204.25	197.50	199.75	202.00	203.50	205.75	209.50	213.25
RIL	2492.95	2212.30	2305.85	2399.40	2450.70	2544.25	2689.10	2833.95
SBI	490.55	477.15	481.62	486.08	490.77	495.23	504.38	513.53
Sun Pharma	782.90	761.45	768.60	775.75	781.50	788.65	801.55	814.45
Tata Motors	492.75	477.85	482.82	487.78	491.47	496.43	505.08	513.73
Tata Motors DVR	275.45	268.00	270.48	272.97	276.98	279.47	285.97	292.47
Tata Power	242.80	223.60	230.00	236.40	240.40	246.80	257.20	267.60
Tata Steel	1173.65	1145.40	1154.82	1164.23	1175.42	1184.83	1205.43	1226.03
TCS	3445.90	3405.10	3418.70	3432.30	3447.65	3461.25	3490.20	3519.15
Tech Mahindra	1559.35	1495.30	1516.65	1538.00	1551.40	1572.75	1607.50	1642.25
Ultratech	7608.80	7400.65	7470.03	7539.42	7586.93	7656.32	7773.22	7890.12
Wipro	636.70	624.20	628.37	632.53	637.17	641.33	650.13	658.93
Yes Bank	12.75	12.30	12.45	12.60	12.70	12.85	13.10	13.35
Zee Entertainment	340.95	317.85	325.55	333.25	338.50	346.20	359.15	372.10

Disclaimer

For private circulation only

Website: www.dealmoneyonline.in

DISCLAIMER : SEBI Research Analyst Registration No: INH000002319 For any grievance mail at compliance@dealmoney.in

Dealmoney Securities Private Limited (hereinafter referred to as "Dealmoney") is a registered Member of National Stock Exchange of India Limited, Bombay Stock Exchange Limited and MCX Stock Exchange Limited. Dealmoney is also registered as a Depository Participant with CDSL. Dealmoney is in the process of making an application with SEBI for registering it as a Research Entity in terms of SEBI (Research Analyst) Regulations, 2014. Dealmoney or its associates has not been debarred/ suspended by SEBI or any other regulatory authority for accessing /dealing in securities Market and no material disciplinary action has been taken by SEBI/other regulatory authorities impacting Dealmoney's Equity Research Analysis. Dealmoney or its associates/ analyst including its relatives do not hold any actual/beneficial ownership of more than 1% in the company/ies covered by Analyst (hereinafter referred to as "Subject Company/ies"). Dealmoney or its associates/analyst including its relatives may hold financial interest in the company/ies covered by Analyst (hereinafter referred to as "Subject Company/ies"). Dealmoney or its associates/ analysts or his/her relative does not receive any compensation or other benefits from the subject company/ies mentioned in this research report (hereinafter referred to as "Report") or from a third party in connection with preparation of the report. Accordingly, Dealmoney or its associates/analyst or his/her relative does not have any other material conflict of interest at the time of publication of the Report.

Research analyst/s engaged in preparation of the Report, has not received any compensation / managed or co-managed public offering of securities of the subject company/ies / has not received compensation for investment banking or merchant banking or brokerage services from the subject company/ies / has not received compensation for products or services other than investment banking or merchant banking or brokerage services from the subject company/ies / has not received compensation or other benefits from the subject company/ies or third party in connection with the Report of the subject company/ies during the past twelve months / has not served as an officer, director or employee of subject Company/ies and is not engaged in market making activity of the subject Company/ies.

Dealmoney group companies provides finance related product services like distribution of financial products and as such is a provider of many services like loans, mutual funds, tax & trust planning etc. mentioned in this brochure. And hence, Dealmoney do not warranty / guarantee about performance of any products and customer servicing w.r.t third party products per se.

Third party products are subject to code of conduct to be adhered to by the representatives of Dealmoney and Dealmoney is not responsible for the losses, whether actual or notional incurred by any investor. Services assured and expected may vary from actual service and Dealmoney does not guarantee about the quality of services. Investments in securities and commodities are subject to market and other risks and there is no assurance or guarantee that the objectives of any of the Investments/Schemes/product would be achieved. Past performances are only indicative and returns are not assured and guaranteed by Dealmoney group companies. The price, value of and income from any of the securities or financial instruments mentioned in this report can fall as well as rise. The value of securities and financial instruments is subject to exchange rate fluctuation that may have a positive or adverse effect on the price or income of such securities or financial instruments.

Reports on technical and derivative analysis are based on studying charts of a stock's price movement, outstanding positions and trading volume as opposed to focussing on a company's fundamentals and as such, may not match with a report on a company's fundamentals. The opinions expressed in the Report are our current opinions as of the date of this report and may be subject to change from time to time without notice. Dealmoney or any persons connected with it do not accept any liability arising from use of this material/document/Report.

Information/ opinion conveyed through this material/document/Report are strictly meant for the registered Clients of Dealmoney group of Companies of the respective segments. This information is not intended for distribution to, or use by, any person or entity in any jurisdiction or country where such distribution or use would be contrary to law or regulation or which would subject Dealmoney or its affiliates to any registration requirement within such jurisdiction or country. This information does not constitute an offer to sell or a solicitation of an offer to buy any financial products to any person in any jurisdiction where it is unlawful to make such an offer or solicitation. No part of this material may be duplicated in whole or in part in any form and / or redistributed without the prior written consent of Dealmoney. This material/document/Report is being supplied to you solely for your information, and its contents, information or data may not be reproduced, redistributed or passed on directly or indirectly.

Recipients of the Report shall always independently verify reliability and suitability of the Report and opinions before investing.

For Company details, please visit our website www.dealmoneyonline.com

For research related query, write to us at research@dealmoney.in