

November 29, 2021

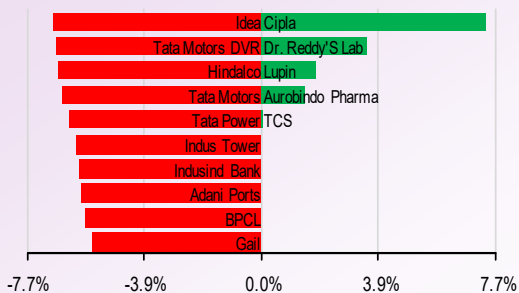
NIFTY TO TRADE BETWEEN 16,900-17,150

RSI has settled below 40 hints of a shift in range and hence any rise towards 17200-17250 could be a sell opportunity to ride the next leg of lower move thereon towards 16900 & 16700 thereafter..

TRADERS COMMENT

Benchmark index flat, market didn't sustain and fell in second half, closed in red. Nifty ended lower by -509.8 points or 2.91% at 17026.45 level.

NIFTY MOVERS & SHAKERS



TOP 5 SECTOR MOVERS

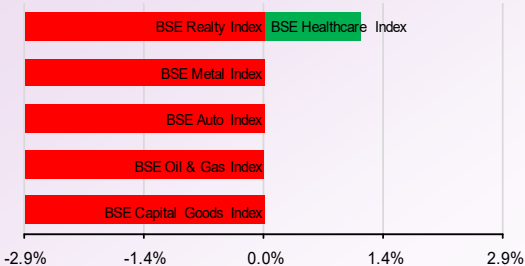
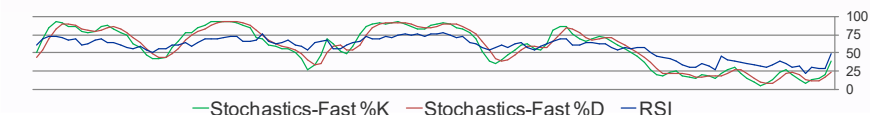
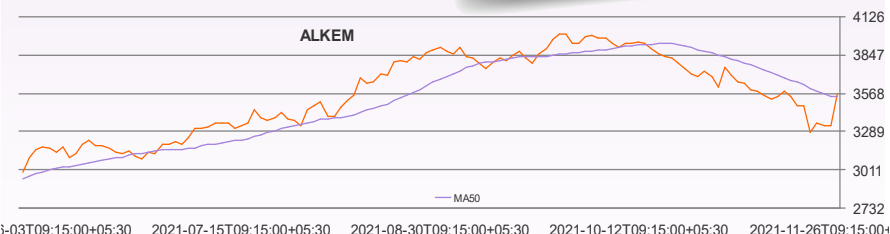


Chart of the Day

ALKEM

Buy above Rs 3580.

The stock is trading above its prior swing high and above its 20 ema support. We recommend buy only above Rs3580 with the stoploss of Rs3545 for the target of Rs3660.



Technical call of the Day

APOLLOTYRE FUT

Sell below Rs 211

The stock failed to hold the support of 20 EMA and RSI moving towards south direction indicating weakness in stock. We recommend sell only Below Rs211 with the stoploss of Rs213 for the target of Rs207.

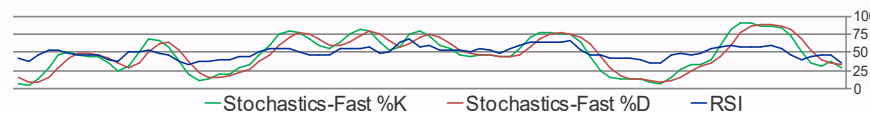
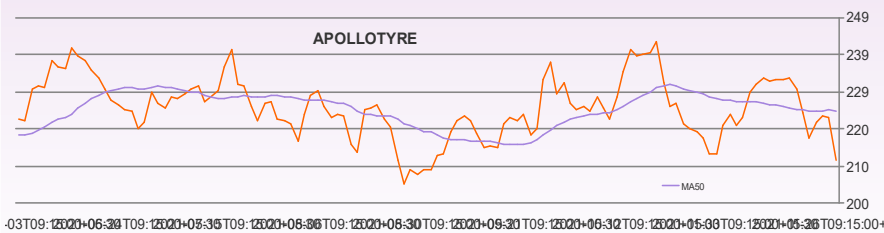


Chart of the Day

Buy: ALKEM

CMP: 3562.9

Technical Call of the Day

Sell: APOLLOTYRE FUT

CMP: 211.45

We are also available on:



E-mail : research@dealmoney.in
www.dealmoneyonline.com

STOCKS TRADING IN POSITIVE ZONE: CIPLA, ALKEM
 STOCKS TRADING IN NEGATIVE ZONE: PVR, INDIGO.

- Avenue Supermarts:** It owns and operates supermarket chain -- DMart is all set to open store in Gurgaon in Haryana from January 26, 2022. The company has leased 43,000 sq ft space in Gurgaon in the project Spaze Edge located in Sector 47, Sohna Road. This is the retail chain's second store in Haryana.

CMP:	4718.8
P/E(ttm):	358.5
Impact	Positive
- Vodafone Idea:** It has demonstrated a range of 5G-based technology solutions as part of its ongoing 5G trials on Govt. allocated 5G spectrum in Pune, Maharashtra and Gandhinagar, Gujarat. With the purpose for a better tomorrow, the company has been conducting 5G trials and developed a wide range of use cases relevant for Enterprises and Consumers in India.

CMP:	10.9
P/E(ttm):	0.5
Impact	Positive
- Colgate-Palmolive:** It has introduced a sustainable innovation to the oral care industry with launching of 100 per cent recycled plastic handle toothbrush. The company had recently unveiled the country's first recyclable toothpaste tubes.

CMP:	1459.2
P/E(ttm):	39.4
Impact	Positive
- ICICI Bank:** It has raised Rs 3595 crore through senior unsecured redeemable long-term bonds in the nature of debentures and allotted 35,950 bonds on private placement basis. The bonds are redeemable at the end of 7 years (redemption date being November 26, 2028). There are no special rights/ privileges attached to the bonds. The bonds carry a coupon of 6.67% p.a. payable annually and were issued at par.

CMP:	722.2
P/E(ttm):	55.3
Impact	Positive
- PNB Gilts:** It has raised Rs 200 crore through Commercial Paper on November 26, 2021. The date of maturity will be December 28, 2021 with tenure of instrument is 32 days. The aggregate amount of commercial paper (including this issue) outstanding as on date is Rs 200 crore.

CMP:	65.4
P/E(ttm):	14.5
Impact	Positive

ttm = trailing twelve months

Economic Snapshot

- Investments in Indian capital markets through participatory notes (P-notes) rose to Rs 1.02 lakh crore till October-end, making it the highest level in 43 months. P-notes are issued by registered foreign portfolio investors (FPIs) to overseas investors who wish to be a part of the Indian stock market without registering themselves directly. However, they need to go through a due diligence process.
- Niti Aayog Vice-Chairman Rajiv Kumar has said the government is committed to improving the ease of doing business in the country. He stated 'It is now one of the commitments of this government to try and resolve and improve the ease of doing business on the ground.'



I-SOT

INTRADAY STOCK TRADING

FREQUENCY	ALLOCATION	DURATION	RISK
4 calls a Day	Average Daily Premium of Rs.50,000	Intraday	High Risk

SALIENT FEATURES:

- 👍 Fixed time for call generation – 2 calls at 9:30am and 2 calls @ 12:00pm
- 👍 High Risk – High Returns product
- 👍 Focused product for Intraday Derivative Traders
- 👍 Daily 4 calls to gain from intraday momentum
- 👍 High beta Midcap and Large cap F&O stocks for better entry and exit.

DAILY DIGEST

DERIVATIVES

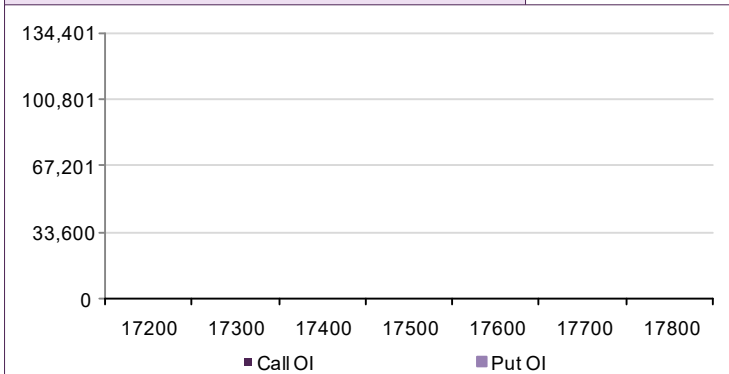
Open Interest Gainers

Stock	Open Interest (contracts)	OI Change (%)	Price (Rs.)	Price change (%)
0-Jan-00	-	0.0%	0.00	#N/A
0-Jan-00	-	0.0%	0.00	#N/A
0-Jan-00	-	0.0%	0.00	#N/A
0-Jan-00	-	0.0%	0.00	#N/A
0-Jan-00	-	0.0%	0.00	#N/A

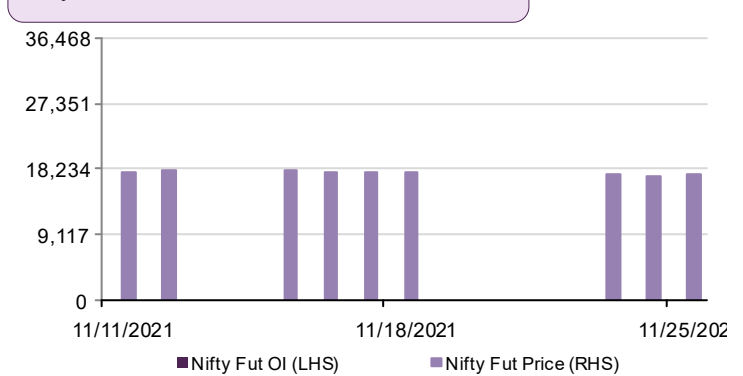
Open Interest Losers

Stock	Open Interest (contracts)	OI Change (%)	Price (Rs.)	Price change (%)
0-Jan-00	-	0.0%	0.00	#N/A
0-Jan-00	-	0.0%	0.00	#N/A
0-Jan-00	-	0.0%	0.00	#N/A
0-Jan-00	-	0.0%	0.00	#N/A
0-Jan-00	-	0.0%	0.00	#N/A

Nifty Option OI Distribution



Nifty OI Vs Futures Price



Top 5 Traded Stock Futures

Stock	Expiry Date	No of contracts traded	Contract value (Rs. Lacs)	LTP
RELIANCE	30-Dec-21	58,684	358,315	2423
TATAMOTORS	30-Dec-21	24,632	330,327	462
IBULHSGFIN	30-Dec-21	36,108	274,318	247
ZEEL	30-Dec-21	23,946	245,380	344
ICICIBANK	30-Dec-21	22,229	223,764	724

Top 5 Traded Stock Options

Stock	Expiry Date	Option Type	Strike price	No of contracts traded	Contract value (Rs. Lacs)	LTP
ESCORTS	30-Dec-21	CE	1,900	13,165	140,662	42.15
CIPLA	30-Dec-21	CE	1,000	15,188	100,659	21.30
APOLLOHOSP	30-Dec-21	CE	6,000	10,800	83,934	182.80
ESCORTS	30-Dec-21	PE	1,800	8,281	83,219	20.15
IBULHSGFIN	30-Dec-21	CE	300	8,199	78,140	5.85

Top 5 Contract Future Volumes

Stock	Expiry Date	No of Contracts traded	Current Cash Volume	Cash Delivery %
0-Jan-00	0-Jan-00	-	#N/A	#N/A
0-Jan-00	0-Jan-00	-	#N/A	#N/A
0-Jan-00	0-Jan-00	-	#N/A	#N/A
0-Jan-00	0-Jan-00	-	#N/A	#N/A
0-Jan-00	0-Jan-00	-	#N/A	#N/A

Bottom 5 Contract Future Volumes

Stock	Expiry Date	No of Contracts traded	Current Cash Volume	Cash Delivery %
0-Jan-00	0-Jan-00	-	#N/A	#N/A
0-Jan-00	0-Jan-00	-	#N/A	#N/A
0-Jan-00	0-Jan-00	-	#N/A	#N/A
0-Jan-00	0-Jan-00	-	#N/A	#N/A
0-Jan-00	0-Jan-00	-	#N/A	#N/A

DAILY DIGEST

SUPPORT / RESISTANCE LEVEL

Company Name	Closing Price	S3	S2	S1	Pivot	R1	R2	R3
ACC	2311.50	2212.20	2245.30	2278.40	2333.20	2366.30	2454.20	2542.10
Adani Ports	717.15	660.50	679.38	698.27	732.13	751.02	803.77	856.52
Ambuja Cements	372.35	354.05	360.15	366.25	377.00	383.10	399.95	416.80
Asian Paints	3143.10	3014.65	3057.47	3100.28	3133.82	3176.63	3252.98	3329.33
Aurobindo Pharma	678.55	636.95	650.82	664.68	677.92	691.78	718.88	745.98
Axis Bank	661.75	646.00	651.25	656.50	665.70	670.95	685.40	699.85
Bajaj Auto	3334.60	3256.50	3282.53	3308.57	3346.03	3372.07	3435.57	3499.07
Bank Of Baroda	88.85	84.00	85.62	87.23	89.62	91.23	95.23	99.23
Bharti Airtel	738.75	703.20	715.05	726.90	744.95	756.80	786.70	816.60
Indus Tower	278.70	260.90	266.83	272.77	282.78	288.72	304.67	320.62
BHEL	59.45	55.60	56.88	58.17	60.28	61.57	64.97	68.37
Bosch	16177.40	15272.20	15573.93	15875.67	16312.83	16614.57	17353.47	18092.37
BPCL	376.85	352.80	360.82	368.83	383.02	391.03	413.23	435.43
Cipla	966.70	805.25	859.07	912.88	944.47	998.28	1083.68	1169.08
Coal India	155.90	151.30	152.83	154.37	156.88	158.42	162.47	166.52
Dr. Reddy'S Lab	4750.90	4332.30	4471.83	4611.37	4715.68	4855.22	5099.07	5342.92
Eicher Motors	2433.90	2336.90	2369.23	2401.57	2453.83	2486.17	2570.77	2655.37
Gail	133.60	125.75	128.37	130.98	135.67	138.28	145.58	152.88
Grasim	1690.10	1600.15	1630.13	1660.12	1708.98	1738.97	1817.82	1896.67
HCL Technologies	1110.05	1080.60	1090.42	1100.23	1113.12	1122.93	1145.63	1168.33
HDFC	2741.70	2590.00	2640.57	2691.13	2773.57	2824.13	2957.13	3090.13
HDFC Bank	1489.90	1463.30	1472.17	1481.03	1493.87	1502.73	1524.43	1546.13
Hero Motocorp	2529.40	2420.60	2456.87	2493.13	2541.42	2577.68	2662.23	2746.78
Hindalco	417.00	386.70	396.80	406.90	424.80	434.90	462.90	490.90
HUL	2335.10	2285.40	2301.97	2318.53	2341.77	2358.33	2398.13	2437.93
ICICI Bank	722.20	695.15	704.17	713.18	727.62	736.63	760.08	783.53
Idea	10.85	9.95	10.25	10.55	11.05	11.35	12.15	12.95
Indusind Bank	901.80	839.05	859.97	880.88	918.92	939.83	998.78	1057.73
Infosys	1691.65	1649.65	1663.65	1677.65	1698.00	1712.00	1746.35	1780.70
ITC	224.00	216.15	218.77	221.38	225.72	228.33	235.28	242.23
Kotak Mahindra Bank	1964.30	1903.20	1923.57	1943.93	1975.47	1995.83	2047.73	2099.63
L&T	1778.15	1695.45	1723.02	1750.58	1796.17	1823.73	1896.88	1970.03
Lupin	915.35	852.30	873.32	894.33	912.67	933.68	973.03	1012.38
M&M	853.75	801.00	818.58	836.17	860.58	878.17	920.17	962.17
Maruti Suzuki India	7170.50	6740.00	6883.50	7027.00	7273.50	7417.00	7807.00	8197.00
NTPC	128.85	121.95	124.25	126.55	130.30	132.60	138.65	144.70
ONGC	147.10	140.25	142.53	144.82	148.53	150.82	156.82	162.82
Power Grid	202.00	196.65	198.43	200.22	202.58	204.37	208.52	212.67
RIL	2412.60	2325.40	2354.47	2383.53	2430.57	2459.63	2535.73	2611.83
SBI	470.50	446.30	454.37	462.43	475.17	483.23	504.03	524.83
Sun Pharma	767.30	725.10	739.17	753.23	776.07	790.13	827.03	863.93
Tata Motors	460.20	429.25	439.57	449.88	468.32	478.63	507.38	536.13
Tata Motors DVR	256.90	243.00	247.63	252.27	260.63	265.27	278.27	291.27
Tata Power	227.35	211.20	216.58	221.97	231.13	236.52	251.07	265.62
Tata Steel	1112.30	1053.00	1072.77	1092.53	1126.02	1145.78	1199.03	1252.28
TCS	3446.85	3333.80	3371.48	3409.17	3449.58	3487.27	3565.37	3643.47
Tech Mahindra	1527.40	1470.30	1489.33	1508.37	1529.18	1548.22	1588.07	1627.92
Ultratech	7394.75	7141.20	7225.72	7310.23	7454.62	7539.13	7768.03	7996.93
Wipro	621.45	604.90	610.42	615.93	625.17	630.68	645.43	660.18
Yes Bank	12.45	12.10	12.22	12.33	12.52	12.63	12.93	13.23
Zee Entertainment	342.55	300.90	314.78	328.67	339.88	353.77	378.87	403.97

Disclaimer

For private circulation only

Website: www.dealmoneyonline.in

DISCLAIMER : SEBI Research Analyst Registration No: INH000002319 For any grievance mail at compliance@dealmoney.in

Dealmoney Securities Private Limited (hereinafter referred to as "Dealmoney") is a registered Member of National Stock Exchange of India Limited, Bombay Stock Exchange Limited and MCX Stock Exchange Limited. Dealmoney is also registered as a Depository Participant with CDSL. Dealmoney is in the process of making an application with SEBI for registering it as a Research Entity in terms of SEBI (Research Analyst) Regulations, 2014. Dealmoney or its associates has not been debarred/ suspended by SEBI or any other regulatory authority for accessing /dealing in securities Market and no material disciplinary action has been taken by SEBI/other regulatory authorities impacting Dealmoney's Equity Research Analysis. Dealmoney or its associates/ analyst including its relatives do not hold any actual/beneficial ownership of more than 1% in the company/ies covered by Analyst (hereinafter referred to as "Subject Company/ies"). Dealmoney or its associates/analyst including its relatives may hold financial interest in the company/ies covered by Analyst (hereinafter referred to as "Subject Company/ies"). Dealmoney or its associates/ analysts or his/her relative does not receive any compensation or other benefits from the subject company/ies mentioned in this research report (hereinafter referred to as "Report") or from a third party in connection with preparation of the report. Accordingly, Dealmoney or its associates/analyst or his/her relative does not have any other material conflict of interest at the time of publication of the Report.

Research analyst/s engaged in preparation of the Report, has not received any compensation / managed or co-managed public offering of securities of the subject company/ies / has not received compensation for investment banking or merchant banking or brokerage services from the subject company/ies / has not received compensation for products or services other than investment banking or merchant banking or brokerage services from the subject company/ies / has not received compensation or other benefits from the subject company/ies or third party in connection with the Report of the subject company/ies during the past twelve months / has not served as an officer, director or employee of subject Company/ies and is not engaged in market making activity of the subject Company/ies.

Dealmoney group companies provides finance related product services like distribution of financial products and as such is a provider of many services like loans, mutual funds, tax & trust planning etc. mentioned in this brochure. And hence, Dealmoney do not warranty / guarantee about performance of any products and customer servicing w.r.t third party products per se.

Third party products are subject to code of conduct to be adhered to by the representatives of Dealmoney and Dealmoney is not responsible for the losses, whether actual or notional incurred by any investor. Services assured and expected may vary from actual service and Dealmoney does not guarantee about the quality of services. Investments in securities and commodities are subject to market and other risks and there is no assurance or guarantee that the objectives of any of the Investments/Schemes/product would be achieved. Past performances are only indicative and returns are not assured and guaranteed by Dealmoney group companies. The price, value of and income from any of the securities or financial instruments mentioned in this report can fall as well as rise. The value of securities and financial instruments is subject to exchange rate fluctuation that may have a positive or adverse effect on the price or income of such securities or financial instruments.

Reports on technical and derivative analysis are based on studying charts of a stock's price movement, outstanding positions and trading volume as opposed to focussing on a company's fundamentals and as such, may not match with a report on a company's fundamentals. The opinions expressed in the Report are our current opinions as of the date of this report and may be subject to change from time to time without notice. Dealmoney or any persons connected with it do not accept any liability arising from use of this material/document/Report.

Information/ opinion conveyed through this material/document/Report are strictly meant for the registered Clients of Dealmoney group of Companies of the respective segments. This information is not intended for distribution to, or use by, any person or entity in any jurisdiction or country where such distribution or use would be contrary to law or regulation or which would subject Dealmoney or its affiliates to any registration requirement within such jurisdiction or country. This information does not constitute an offer to sell or a solicitation of an offer to buy any financial products to any person in any jurisdiction where it is unlawful to make such an offer or solicitation. No part of this material may be duplicated in whole or in part in any form and / or redistributed without the prior written consent of Dealmoney. This material/document/Report is being supplied to you solely for your information, and its contents, information or data may not be reproduced, redistributed or passed on directly or indirectly.

Recipients of the Report shall always independently verify reliability and suitability of the Report and opinions before investing.

For Company details, please visit our website www.dealmoneyonline.com

For research related query, write to us at research@dealmoney.in