

November 30, 2021

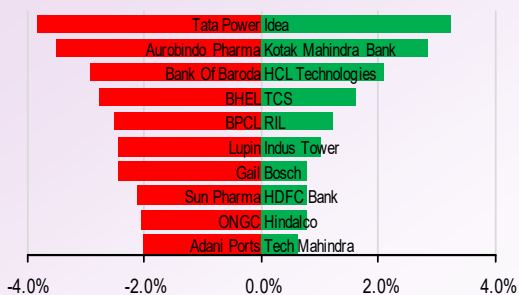
## NIFTY TO TRADE BETWEEN 16900-17150

In the absence of strong buying action, the trade is likely to remain sideways with a support at 17000 & 16800 thereafter. On the higher side the resistance could be seen at or around 17150-200, above which the index shall make a move towards 17450-500 later.

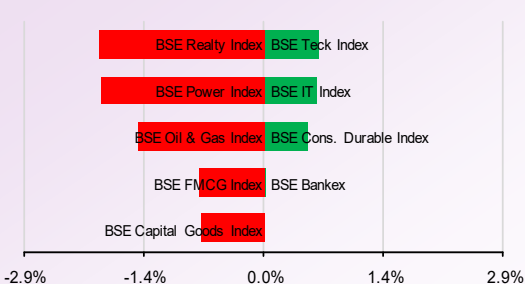
## TRADERS COMMENT

Benchmark index flat, market sustained and risen in second half, closed in green. Nifty ended higher by 27.50 points or 0.16% at 17053.95 level.

## NIFTY MOVERS & SHAKERS



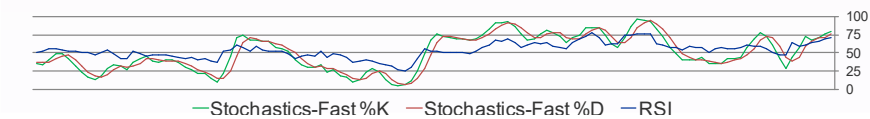
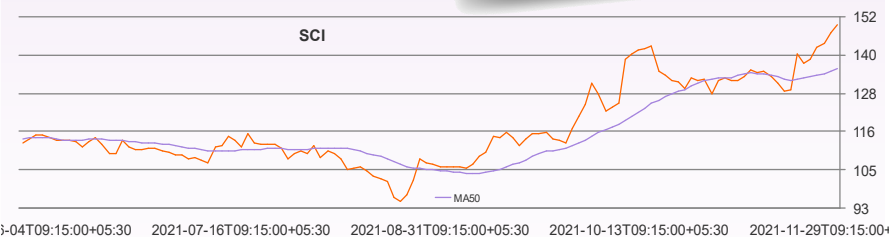
## TOP 5 SECTOR MOVERS



## Chart of the Day SCI

Buy above Rs 150.

The share price has registered a bullish breakout from a Bull Flag pattern. We recommend a buy above 150 for a very near term target at 157 and stoploss has to be kept below 146.50 levels.

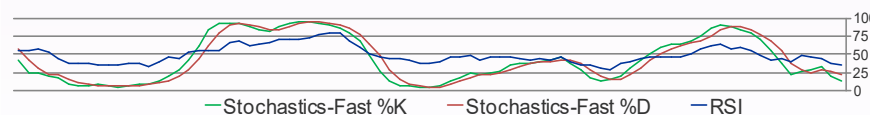
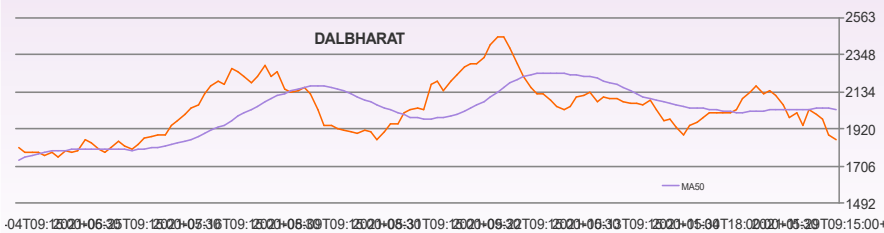


## Technical call of the Day

DALBHARAT FUT

Sell Range: 1847-1850

The share price is about to register a bearish breakout from a more than three months. We initiate a SELL in the price range of 1847-1850 for the targets at 1800 stoploss is to be kept above 1875 level.



## Chart of the Day

Buy:SCI CMP:149.80

## Technical Call of the Day

Sell:DALBHARAT FUT CMP:1845.8

We are also available on:



E-mail : [research@dealmoney.in](mailto:research@dealmoney.in)  
[www.dealmoneyonline.com](http://www.dealmoneyonline.com)

STOCKS TRADING IN POSITIVE ZONE: KOTAKBANK, GODREJIND  
 STOCKS TRADING IN NEGATIVE ZONE: IRCTC, PRESTIGE.

- Asian Paints:** It has signed a Memorandum of Understanding (MoU) with the Government of Gujarat, commencing the proposed expansion of Ankleshwar, Gujarat manufacturing capacity of paint from 130,000 KL to 250,000 KL and resins and emulsions from 32000 MT to 85000MT to be completed over a period of the next 2 -3 years at a total investment of Rs 960 crore approximately on plant and machinery at the current prevailing prices

CMP:	3144.3
P/E(ttm):	238.9
Impact	Positive

- Shakti Pumps (India):** It has received an approval for the incorporation of Wholly Owned Subsidiary Company to do Business in segment of EV Motor, EV charger, EV controller, Multi Application VFD for automobiles. The Meeting of Board of Directors of the company held on November 29, 2021, has approved the same.

CMP:	618.3
P/E(ttm):	30.1
Impact	Positive

- Voltas:** It is planning to set up a compressor manufacturing unit in partnership with an international partner and will invest around Rs 500 crore. The company has already filed for PN3 (Press Note 3) approval and it is

CMP:	1177.0
P/E(ttm):	31.8
Impact	Positive

- Deep Industries:** It has received Letter of Award (LoA) from Oil and Natural Gas Corporation (ONGC) for hiring of CBM Gas Compression and CO2 removal facilities for a period of 3 years from GCS - Bokaro, CBM Asset ONGC, Bakaro and the total estimated value of the said Award is approximate Rs 67.99 crore.

CMP:	143.9
P/E(ttm):	11.0
Impact	Positive

- Macrotech Developers:** It is looking to enter the Bengaluru market to tap huge property demand in the IT city and will invest Rs 3,000 crore equity capital for growth as it aims to increase its annual sales bookings by almost three times to Rs 20,000 crore by 2025-26.

CMP:	1405.8
P/E(ttm):	312.0
Impact	Positive

ttm = trailing twelve months

## Economic Snapshot

- The Ministry of Statistics and Programme Implementation in its report has said that as many as 438 infrastructure projects, each worth Rs 150 crore or more, have been hit by cost overruns totalling more than Rs 4.34 lakh crore. Total original cost of implementation of the 1,680 projects was Rs 21,74,182.86 crore and their anticipated completion cost is likely to be Rs 26,08,330.02 crore, which reflects overall cost overruns of Rs 4,34,147.16 crore (19.97 per cent of original cost).
- Commerce and Industry Minister Piyush Goyal has said bilateral trade between India and Canada stands at \$10 billion currently and there is tremendous potential to take it to much higher levels. Goyal also said both sides have discussed the possibility of concluding the India-Canada comprehensive economic partnership agreement (CEPA), a kind of free trade pact, in two stages.



# I-SOT

## INTRADAY STOCK TRADING

FREQUENCY	ALLOCATION	DURATION	RISK
4 calls a Day	Average Daily Premium of Rs.50,000	Intraday	High Risk

### SALIENT FEATURES:

- 👍 Fixed time for call generation – 2 calls at 9:30am and 2 calls @ 12:00pm
- 👍 High Risk – High Returns product
- 👍 Focused product for Intraday Derivative Traders
- 👍 Daily 4 calls to gain from intraday momentum
- 👍 High beta Midcap and Large cap F&O stocks for better entry and exit.

# DAILY DIGEST

## DERIVATIVES

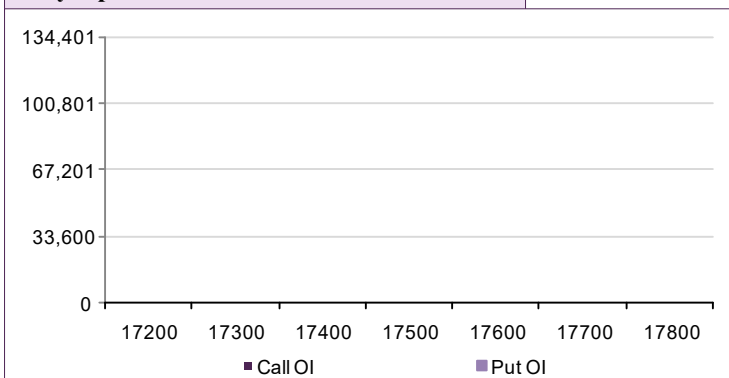
### Open Interest Gainers

Stock	Open Interest (contracts)	OI Change (%)	Price (Rs.)	Price change (%)
0-Jan-00	-	0.0%	0.00	#N/A
0-Jan-00	-	0.0%	0.00	#N/A
0-Jan-00	-	0.0%	0.00	#N/A
0-Jan-00	-	0.0%	0.00	#N/A
0-Jan-00	-	0.0%	0.00	#N/A

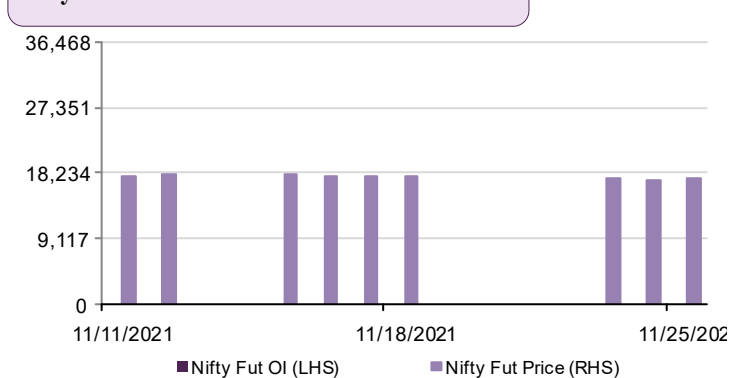
### Open Interest Losers

Stock	Open Interest (contracts)	OI Change (%)	Price (Rs.)	Price change (%)
0-Jan-00	-	0.0%	0.00	#N/A
0-Jan-00	-	0.0%	0.00	#N/A
0-Jan-00	-	0.0%	0.00	#N/A
0-Jan-00	-	0.0%	0.00	#N/A
0-Jan-00	-	0.0%	0.00	#N/A

### Nifty Option OI Distribution



### Nifty OI Vs Futures Price



### Top 5 Traded Stock Futures

Stock	Expiry Date	No of contracts traded	Contract value (Rs. Lacs)	LTP
RELIANCE	30-Dec-21	58,746	362,378	2446
TATAMOTORS	30-Dec-21	19,238	254,265	463
TATAPOWER	30-Dec-21	12,070	180,433	220
ICICIBANK	30-Dec-21	18,150	180,313	721
SBIN	30-Dec-21	23,965	168,740	466

### Top 5 Traded Stock Options

Stock	Expiry Date	Option Type	Strike price	No of contracts traded	Contract value (Rs. Lacs)	LTP
KOTAKBANK	30-Dec-21	CE	2,100	14,233	121,594	36.20
HDFCBANK	30-Dec-21	CE	1,500	10,922	92,281	40.75
KOTAKBANK	30-Dec-21	CE	2,000	10,877	89,945	76.95
CIPLA	30-Dec-21	CE	1,000	13,109	87,906	23.30
KOTAKBANK	30-Dec-21	CE	2,200	6,362	56,369	16.40

### Top 5 Contract Future Volumes

Stock	Expiry Date	No of Contracts traded	Current Cash Volume	Cash Delivery %
0-Jan-00	0-Jan-00	-	#N/A	#N/A
0-Jan-00	0-Jan-00	-	#N/A	#N/A
0-Jan-00	0-Jan-00	-	#N/A	#N/A
0-Jan-00	0-Jan-00	-	#N/A	#N/A
0-Jan-00	0-Jan-00	-	#N/A	#N/A

### Bottom 5 Contract Future Volumes

Stock	Expiry Date	No of Contracts traded	Current Cash Volume	Cash Delivery %
0-Jan-00	0-Jan-00	-	#N/A	#N/A
0-Jan-00	0-Jan-00	-	#N/A	#N/A
0-Jan-00	0-Jan-00	-	#N/A	#N/A
0-Jan-00	0-Jan-00	-	#N/A	#N/A
0-Jan-00	0-Jan-00	-	#N/A	#N/A

# DAILY DIGEST

## SUPPORT / RESISTANCE LEVEL

Company Name	Closing Price	S3	S2	S1	Pivot	R1	R2	R3
ACC	2289.60	2155.00	2199.87	2244.73	2284.87	2329.73	2414.73	2499.73
Adani Ports	702.60	650.30	667.73	685.17	700.08	717.52	749.87	782.22
Ambuja Cements	369.15	344.70	352.85	361.00	368.20	376.35	391.70	407.05
Asian Paints	3144.30	2964.90	3024.70	3084.50	3131.70	3191.50	3298.50	3405.50
Aurobindo Pharma	654.90	617.05	629.67	642.28	664.62	677.23	712.18	747.13
Axis Bank	651.10	633.25	639.20	645.15	655.30	661.25	677.35	693.45
Bajaj Auto	3298.20	3138.05	3191.43	3244.82	3299.58	3352.97	3461.12	3569.27
Bank Of Baroda	86.25	81.50	83.08	84.67	86.63	88.22	91.77	95.32
Bharti Airtel	739.35	699.20	712.58	725.97	740.48	753.87	781.77	809.67
Indus Tower	281.50	249.90	260.43	270.97	279.48	290.02	309.07	328.12
BHEL	57.80	53.70	55.07	56.43	58.17	59.53	62.63	65.73
Bosch	16302.85	14884.10	15357.02	15829.93	16164.97	16637.88	17445.83	18253.78
BPCL	367.45	354.00	358.48	362.97	371.48	375.97	388.97	401.97
Cipla	965.00	914.00	931.00	948.00	973.00	990.00	1032.00	1074.00
Coal India	154.25	147.15	149.52	151.88	154.27	156.63	161.38	166.13
Dr. Reddy'S Lab	4697.60	4446.20	4530.00	4613.80	4749.40	4833.20	5052.60	5272.00
Eicher Motors	2413.40	2283.00	2326.47	2369.93	2408.77	2452.23	2534.53	2616.83
Gail	130.35	125.30	126.98	128.67	131.13	132.82	136.97	141.12
Grasim	1683.95	1565.30	1604.85	1644.40	1682.25	1721.80	1799.20	1876.60
HCL Technologies	1133.15	1055.20	1081.18	1107.17	1126.08	1152.07	1196.97	1241.87
HDFC	2713.80	2617.10	2649.33	2681.57	2714.53	2746.77	2811.97	2877.17
HDFC Bank	1501.25	1416.35	1444.65	1472.95	1490.30	1518.60	1564.25	1609.90
Hero Motocorp	2490.80	2363.35	2405.83	2448.32	2488.63	2531.12	2613.92	2696.72
Hindalco	420.15	380.70	393.85	407.00	420.25	433.40	459.80	486.20
HUL	2329.40	2227.15	2261.23	2295.32	2318.78	2352.87	2410.42	2467.97
ICICI Bank	718.40	693.25	701.63	710.02	718.88	727.27	744.52	761.77
Idea	11.20	9.70	10.20	10.70	11.55	12.05	13.40	14.75
Indusind Bank	895.45	839.70	858.28	876.87	907.43	926.02	975.17	1024.32
Infosys	1696.35	1626.30	1649.65	1673.00	1692.50	1715.85	1758.70	1801.55
ITC	221.50	216.75	218.33	219.92	221.78	223.37	226.82	230.27
Kotak Mahindra Bank	2019.60	1829.40	1892.80	1956.20	2000.60	2064.00	2171.80	2279.60
L&T	1767.25	1680.25	1709.25	1738.25	1764.15	1793.15	1848.05	1902.95
Lupin	893.00	841.45	858.63	875.82	903.18	920.37	964.92	1009.47
M&M	850.80	788.90	809.53	830.17	848.98	869.62	909.07	948.52
Maruti Suzuki India	7149.50	6771.40	6897.43	7023.47	7116.73	7242.77	7462.07	7681.37
NTPC	126.50	120.75	122.67	124.58	126.97	128.88	133.18	137.48
ONGC	144.10	137.75	139.87	141.98	144.02	146.13	150.28	154.43
Power Grid	200.25	193.00	195.42	197.83	200.92	203.33	208.83	214.33
RIL	2441.50	2298.20	2345.97	2393.73	2446.87	2494.63	2595.53	2696.43
SBI	465.10	430.85	442.27	453.68	465.72	477.13	500.58	524.03
Sun Pharma	751.05	723.10	732.42	741.73	758.37	767.68	793.63	819.58
Tata Motors	461.45	415.45	430.78	446.12	458.43	473.77	501.42	529.07
Tata Motors DVR	257.55	212.00	227.18	242.37	255.18	270.37	298.37	326.37
Tata Power	218.65	199.75	206.05	212.35	219.55	225.85	239.35	252.85
Tata Steel	1114.75	1013.10	1046.98	1080.87	1108.93	1142.82	1204.77	1266.72
TCS	3502.00	3283.55	3356.37	3429.18	3479.27	3552.08	3674.98	3797.88
Tech Mahindra	1536.65	1413.30	1454.42	1495.53	1520.52	1561.63	1627.73	1693.83
Ultratech	7388.25	6967.85	7107.98	7248.12	7341.53	7481.67	7715.22	7948.77
Wipro	630.60	575.05	593.57	612.08	622.47	640.98	669.88	698.78
Yes Bank	12.15	11.85	11.95	12.05	12.25	12.35	12.65	12.95
Zee Entertainment	329.90	311.05	317.33	323.62	334.78	341.07	358.52	375.97

## Disclaimer

For private circulation only

Website: [www.dealmoneyonline.in](http://www.dealmoneyonline.in)

**DISCLAIMER** : SEBI Research Analyst Registration No: INH000002319 For any grievance mail at [compliance@dealmoney.in](mailto:compliance@dealmoney.in)

Dealmoney Securities Private Limited (hereinafter referred to as "Dealmoney") is a registered Member of National Stock Exchange of India Limited, Bombay Stock Exchange Limited and MCX Stock Exchange Limited. Dealmoney is also registered as a Depository Participant with CDSL. Dealmoney is in the process of making an application with SEBI for registering it as a Research Entity in terms of SEBI (Research Analyst) Regulations, 2014. Dealmoney or its associates has not been debarred/ suspended by SEBI or any other regulatory authority for accessing /dealing in securities Market and no material disciplinary action has been taken by SEBI/other regulatory authorities impacting Dealmoney's Equity Research Analysis. Dealmoney or its associates/ analyst including its relatives do not hold any actual/beneficial ownership of more than 1% in the company/ies covered by Analyst (hereinafter referred to as "Subject Company/ies"). Dealmoney or its associates/analyst including its relatives may hold financial interest in the company/ies covered by Analyst (hereinafter referred to as "Subject Company/ies"). Dealmoney or its associates/ analysts or his/her relative does not receive any compensation or other benefits from the subject company/ies mentioned in this research report (hereinafter referred to as "Report") or from a third party in connection with preparation of the report. Accordingly, Dealmoney or its associates/analyst or his/her relative does not have any other material conflict of interest at the time of publication of the Report.

Research analyst/s engaged in preparation of the Report, has not received any compensation / managed or co-managed public offering of securities of the subject company/ies / has not received compensation for investment banking or merchant banking or brokerage services from the subject company/ies / has not received compensation for products or services other than investment banking or merchant banking or brokerage services from the subject company/ies / has not received compensation or other benefits from the subject company/ies or third party in connection with the Report of the subject company/ies during the past twelve months / has not served as an officer, director or employee of subject Company/ies and is not engaged in market making activity of the subject Company/ies.

Dealmoney group companies provides finance related product services like distribution of financial products and as such is a provider of many services like loans, mutual funds, tax & trust planning etc. mentioned in this brochure. And hence, Dealmoney do not warranty / guarantee about performance of any products and customer servicing w.r.t third party products per se.

Third party products are subject to code of conduct to be adhered to by the representatives of Dealmoney and Dealmoney is not responsible for the losses, whether actual or notional incurred by any investor. Services assured and expected may vary from actual service and Dealmoney does not guarantee about the quality of services. Investments in securities and commodities are subject to market and other risks and there is no assurance or guarantee that the objectives of any of the Investments/Schemes/product would be achieved. Past performances are only indicative and returns are not assured and guaranteed by Dealmoney group companies. The price, value of and income from any of the securities or financial instruments mentioned in this report can fall as well as rise. The value of securities and financial instruments is subject to exchange rate fluctuation that may have a positive or adverse effect on the price or income of such securities or financial instruments.

Reports on technical and derivative analysis are based on studying charts of a stock's price movement, outstanding positions and trading volume as opposed to focussing on a company's fundamentals and as such, may not match with a report on a company's fundamentals. The opinions expressed in the Report are our current opinions as of the date of this report and may be subject to change from time to time without notice. Dealmoney or any persons connected with it do not accept any liability arising from use of this material/document/Report.

Information/ opinion conveyed through this material/document/Report are strictly meant for the registered Clients of Dealmoney group of Companies of the respective segments. This information is not intended for distribution to, or use by, any person or entity in any jurisdiction or country where such distribution or use would be contrary to law or regulation or which would subject Dealmoney or its affiliates to any registration requirement within such jurisdiction or country. This information does not constitute an offer to sell or a solicitation of an offer to buy any financial products to any person in any jurisdiction where it is unlawful to make such an offer or solicitation. No part of this material may be duplicated in whole or in part in any form and / or redistributed without the prior written consent of Dealmoney. This material/document/Report is being supplied to you solely for your information, and its contents, information or data may not be reproduced, redistributed or passed on directly or indirectly.

Recipients of the Report shall always independently verify reliability and suitability of the Report and opinions before investing.

For Company details, please visit our website [www.dealmoneyonline.com](http://www.dealmoneyonline.com)

For research related query, write to us at [research@dealmoney.in](mailto:research@dealmoney.in)