

2nd December 2020

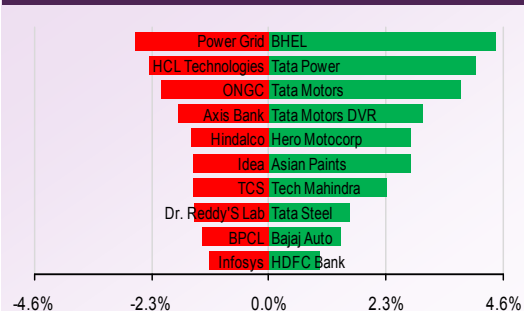
NIFTY TO TRADE BETWEEN 13,000-13,150.

Nifty closed near to the all time high levels. On daily scale index is holding its bullish structure but RSI is trading in overbought zone which is alarming. So we expect index to remain in bullish momentum with cautious mind.

TRADERS COMMENT

Indian equity markets ended the first session of this truncated week on a strong note. Benchmark indices ended at a record high with gains witnessed across the board. Nifty ended higher by 140 points or 1.08% at 13,109 level and Sensex ended higher by 505.72 points or 1.15% at 44,655.44.

NIFTY MOVERS & SHAKERS



TOP 5 SECTOR MOVERS

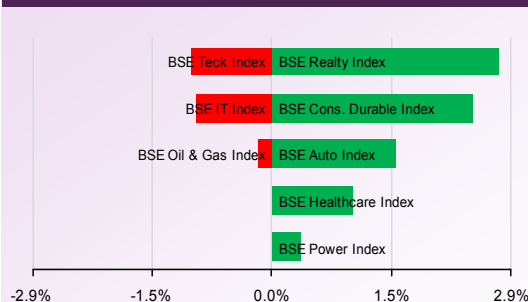


Chart of the Day HDFCBANK FUT Sell below Rs 1434.

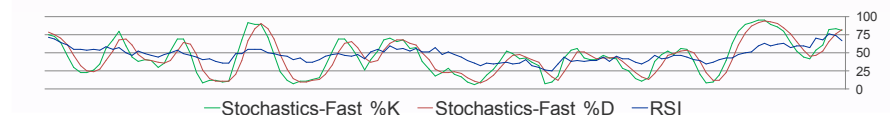
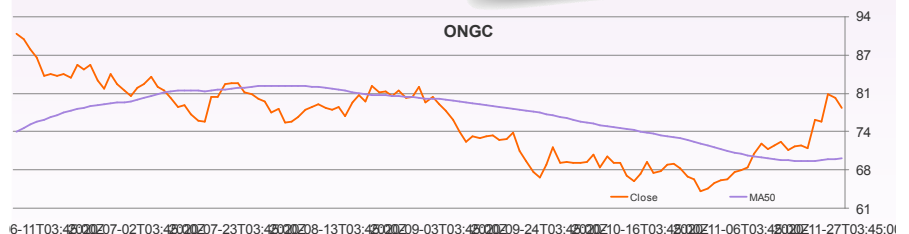
The stock is trading below to its prior low and below to its 20 ema support. We recommend sell only Below Rs1434 with the stoploss of Rs1455 for the target of Rs1390.

Chart of the Day

Sell:HDFCBANK FUT CMP:1434.5

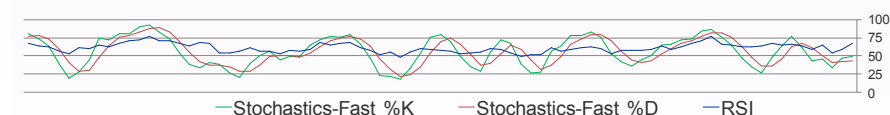
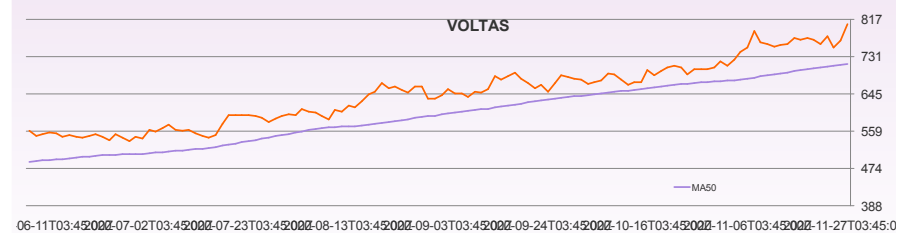
Technical Call of the Day

Buy:INDIGO CMP:1559.7



Technical call of the Day INDIGO Buy above Rs 1564.

We recommend a Buy in the stock only above Rs1564 with the stoploss of Rs1535 for the target of Rs1615.



We are also available on:

twitter

facebook

Linked in

E-mail : research@Dealmoney.in
www.dealmoneyonline.com

STOCKS TRADING IN POSITIVE ZONE: GAIL, SUNPHARMA.
 STOCKS TRADING IN NEGATIVE ZONE: NETSLEIND, KOTAKBANK.

DAILY DIGEST

- Lupin:** Lupin has received approval for its Penicillamine Tablets USP, 250 mg, from the United States Food and Drug Administration (USFDA), to market a generic equivalent of Depen Tablets, 250 mg, of Mylan Specialty, L.P. The product would be manufactured at Lupin's Nagpur facility and is expected to be launched shortly.

CMP:	4829.0
P/E(ttm):	NA
Impact	Positive
- Ashok Leyland:** Ashok Leyland has reported sales figures for the month of November 2020. The company has reported marginal rise of 5% in sales (domestic + exports) during November 2020 at 10659 units as against 10175 units in November 2019. LCV sales were up 32% Y-o-Y at 5545 units in November 2020 as against 4209 units in November 2019. M&HCV Trucks and bus sales stood at 4530 units and 584 units, respectively. Domestic sales rose 4% Y-o-Y in November 2020 to 9727 units as compared to 9377 units in November 2019. Domestic LCV sales increased 31% Y-o-Y to 5305 units, as compared to 4509 units in November 2019.

CMP:	255.4
P/E(ttm):	13.8
Impact	Positive
- Divi's Laboratories:** Divis is planning to commence construction of its unit-III facility at Kona Forest, Ontimamidi Village, Andhra Pradesh from the December 07, 2020. The Company will be investing about Rs 1500 crore out of its internal accruals in phased manner for the implementation of its Unit III facility. The operations are likely to commence within 12 to 18 months for 1st phase of the Project. All the requisite licenses have been granted by the Government of India and Government of Andhra Pradesh for implementation of the Project.

CMP:	187.1
P/E(ttm):	10.1
Impact	Positive
- Dr Reddy's Laboratories:** Dr Reddy has started the phase 2 and 3 clinical trial of the Sputnik V vaccine in India after receiving the necessary clearance from the Central Drugs Laboratory at Kasauli, the Hyderabad-based drugmaker said in a statement.


CMP:	78.8
P/E(ttm):	NA
Impact	Positive
- Bharti Airtel:** Bharti Airtel's Africa arm has partnered with Nokia to modernise network in Nairobi with high-speed 4G, and deploy 5G-ready equipment. The deployment of 5G-ready network started in June and will cover hundreds of sites. It will include upgrading existing 2G, 3G and 4G radio access network (RAN) coverage in urban, semi-urban, highways, tourist spots and central business districts in Nairobi and the rest of Kenya.

CMP:	187.2
P/E(ttm):	0.2
Impact	Positive

ttm = trailing twelve months

Economic Snapshot

- In order to protect the domestic players and to discourage cheap imports, the commerce ministry has recommended imposition of an anti-dumping duty on imports of a certain type of radial tyres from Thailand. The Automotive Tyre Manufacturers' Association had filed an application before the directorate on behalf of the domestic industry alleging dumping of radial tyres from Thailand. The ministry's investigation arm -- the Directorate General of Trade Remedies (DGTR), which ensures a level playing field to the Domestic Industry against the adverse impact of the unfair trade practices, has recommended a duty of up to USD 527.08 per tonne on imports of 'new pneumatic radial tyres of rubber for buses and lorries, with or without tubes and/or flaps' from Thailand for five years. After completing its probe, the DGTR has concluded that the product has been exported to India from Thailand below its normal value which has impacted the domestic industry. The finance ministry will take the final decision to impose the duty, which would give a level-playing field to domestic players in global markets.
- Indian manufacturing sector lost momentum in the month of November, amid slower increases in factory orders, exports, buying levels and output. As per the survey report, the Nikkei India Manufacturing Purchasing Managers' Index (PMI) - a composite single-figure indicator of manufacturing performance - eased to 56.3 in November as against 58.9 in October, although it well above the 50-level that separates growth from contraction. As per the survey report, aggregate new orders rose at the slowest pace in three months. However, the upturn was sharp and stronger than any seen for eight years prior to September. Besides, employment decreased again as companies observed social distancing guidelines. The rate of job shedding was solid and little-changed from October.



I-SOT

INTRADAY STOCK TRADING

FREQUENCY	ALLOCATION	DURATION	RISK
4 calls a Day	Average Daily Premium of Rs.50,000	Intraday	High Risk

SALIENT FEATURES:

- 👍 Fixed time for call generation – 2 calls at 9:30am and 2 calls @ 12:00pm
- 👍 High Risk – High Returns product
- 👍 Focused product for Intraday Derivative Traders
- 👍 Daily 4 calls to gain from intraday momentum
- 👍 High beta Midcap and Large cap F&O stocks for better entry and exit.

DAILY DIGEST

DERIVATIVES

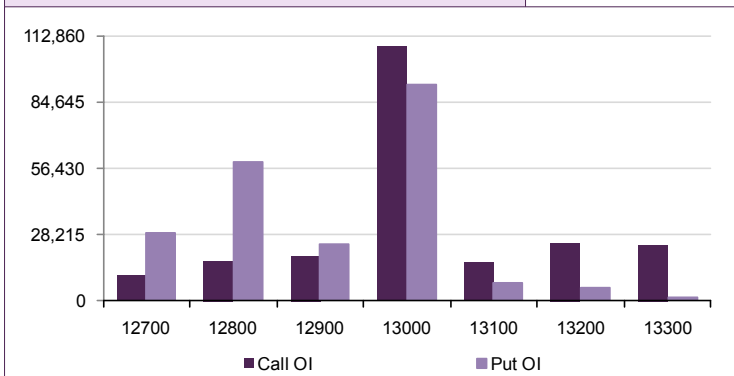
Open Interest Gainers

Stock	Open Interest (contracts)	OI Change (%)	Price (Rs.)	Price change (%)
MRF	60,670	85.9%	76527.65	0.9%
KOTAKBANK	25,454,800	74.3%	1885.50	0.0%
LICHSGFIN	18,398,000	59.0%	331.40	1.3%
BALKRISIND	2,043,200	56.4%	1658.40	2.6%
SRTRANSFIN	4,596,964	47.6%	1052.95	0.0%

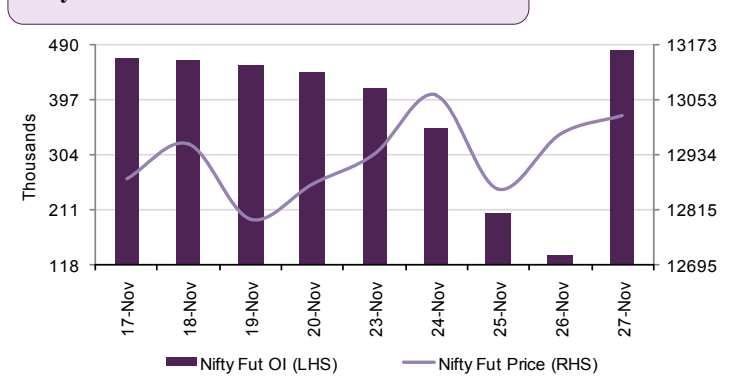
Open Interest Losers

Stock	Open Interest (contracts)	OI Change (%)	Price (Rs.)	Price change (%)
SRF	442,125	-12.9%	5134.90	0.5%
GMRINFRA	53,032,500	-12.6%	26.75	3.1%
BANDHANBNK	10,330,200	-12.6%	367.70	0.0%
TATACHEM	3,414,000	-12.5%	391.55	2.1%
SIEMENS	1,531,750	-11.6%	1520.50	-0.5%

Nifty Option OI Distribution



Nifty OI Vs Futures Price



Top 5 Traded Stock Futures

Stock	Expiry Date	No of contracts traded	Contract value (Rs. Lacs)	LTP
KOTAKBANK	31-Dec-20	77,559	584,064	1886
BAJFINANCE	31-Dec-20	37,843	459,710	4871
RELIANCE	31-Dec-20	40,348	397,228	1942
TATASTEEL	31-Dec-20	23,552	230,786	579
INFY	31-Dec-20	29,547	197,243	1108

Top 5 Traded Stock Options

Stock	Expiry Date	Option Type	Strike price	No of contracts traded	Contract value (Rs. Lacs)	LTP
RELIANCE	31-Dec-20	CE	2,000	10,103	105,264	60.15
BAJFINANCE	31-Dec-20	CE	5,000	5,232	67,887	189.95
RELIANCE	31-Dec-20	CE	2,100	5,987	64,458	30.25
RELIANCE	31-Dec-20	CE	2,200	4,853	54,298	14.80
RELIANCE	31-Dec-20	CE	1,950	4,992	51,291	80.60

Top 5 Contract Future Volumes

Stock	Expiry Date	No of Contracts traded	Current Cash Volume	Cash Delivery %
KOTAKBANK	31-Dec-20	77,559	51,298,552	6518.0%
RELIANCE	31-Dec-20	40,348	12,489,338	5717.0%
BAJFINANCE	31-Dec-20	37,843	6,952,047	5622.0%
INFY	31-Dec-20	29,547	18,969,986	7496.0%
ICICIBANK	31-Dec-20	28,566	30,805,507	6366.0%

Bottom 5 Contract Future Volumes

Stock	Expiry Date	No of Contracts traded	Current Cash Volume	Cash Delivery %
COFORGE	31-Dec-20	853	79,441	2770.0%
PAGEIND	31-Dec-20	892	20,856	3864.0%
UBL	31-Dec-20	1,244	233,712	3721.0%
BERGEPAINT	31-Dec-20	1,481	846,366	4520.0%
ICICIGI	31-Dec-20	1,489	916,037	5882.0%

DAILY DIGEST

SUPPORT / RESISTANCE LEVEL

Company Name	Closing Price	S3	S2	S1	Pivot	R1	R2	R3
ACC	1705.05	1625.20	1651.82	1678.43	1699.22	1725.83	1773.23	1820.63
Adani Ports	411.55	400.40	404.12	407.83	411.92	415.63	423.43	431.23
Ambuja Cements	261.05	251.80	254.88	257.97	260.58	263.67	269.37	275.07
Asian Paints	2215.30	2085.40	2128.70	2172.00	2208.30	2251.60	2331.20	2410.80
Aurobindo Pharma	868.55	832.10	844.25	856.40	874.95	887.10	917.80	948.50
Axis Bank	601.60	583.85	589.77	595.68	604.67	610.58	625.48	640.38
Bajaj Auto	3173.55	3022.40	3072.78	3123.17	3186.08	3236.47	3349.77	3463.07
Bank Of Baroda	51.35	48.70	49.58	50.47	51.48	52.37	54.27	56.17
Bharti Airtel	463.25	451.35	455.32	459.28	465.97	469.93	480.58	491.23
Bharti Infratel	218.60	208.05	211.57	215.08	219.57	223.08	231.08	239.08
BHEL	32.85	29.75	30.78	31.82	32.63	33.67	35.52	37.37
Bosch	12816.10	11892.30	12200.23	12508.17	12827.93	13135.87	13763.57	14391.27
BPCL	373.00	358.10	363.07	368.03	375.97	380.93	393.83	406.73
Cipla	745.60	721.00	729.20	737.40	743.20	751.40	765.40	779.40
Coal India	125.55	122.60	123.58	124.57	125.98	126.97	129.37	131.77
Dr. Reddy'S Lab	4828.95	4682.85	4731.55	4780.25	4857.90	4906.60	5032.95	5159.30
Eicher Motors	2534.65	2412.20	2453.02	2493.83	2555.92	2596.73	2699.63	2802.53
Gail	102.65	96.30	98.42	100.53	103.62	105.73	110.93	116.13
Grasim	875.75	854.15	861.35	868.55	877.20	884.40	900.25	916.10
HCL Technologies	822.10	780.90	794.63	808.37	828.08	841.82	875.27	908.72
HDFC	2256.25	2131.95	2173.38	2214.82	2243.63	2285.07	2355.32	2425.57
HDFC Bank	1440.85	1385.10	1403.68	1422.27	1434.13	1452.72	1483.17	1513.62
Hero Motocorp	3108.85	2945.45	2999.92	3054.38	3086.47	3140.93	3227.48	3314.03
Hindalco	226.35	210.50	215.78	221.07	225.83	231.12	241.17	251.22
HUL	2138.20	2084.50	2102.40	2120.30	2143.90	2161.80	2203.30	2244.80
ICICI Bank	473.35	463.05	466.48	469.92	474.73	478.17	486.42	494.67
Idea	9.80	9.20	9.40	9.60	9.85	10.05	10.50	10.95
Indusind Bank	857.65	834.65	842.32	849.98	856.22	863.88	877.78	891.68
Infosys	1100.00	1061.00	1074.00	1087.00	1104.00	1117.00	1147.00	1177.00
ITC	193.65	190.65	191.65	192.65	194.20	195.20	197.75	200.30
Kotak Mahindra Bank	1907.10	1768.75	1814.87	1860.98	1893.07	1939.18	2017.38	2095.58
L&T	1122.40	1044.20	1070.27	1096.33	1118.07	1144.13	1191.93	1239.73
Lupin	891.80	864.70	873.73	882.77	898.53	907.57	932.37	957.17
M&M	722.00	679.05	693.37	707.68	725.32	739.63	771.58	803.53
Maruti Suzuki India	7035.80	6749.00	6844.60	6940.20	7025.60	7121.20	7302.20	7483.20
NTPC	94.70	86.55	89.27	91.98	94.52	97.23	102.48	107.73
ONGC	78.50	74.85	76.07	77.28	79.22	80.43	83.58	86.73
Power Grid	192.40	179.75	183.97	188.18	192.92	197.13	206.08	215.03
RIL	1929.80	1886.70	1901.07	1915.43	1935.77	1950.13	1984.83	2019.53
SBI	244.25	237.85	239.98	242.12	244.18	246.32	250.52	254.72
Sun Pharma	511.65	497.60	502.28	506.97	513.88	518.57	530.17	541.77
Tata Motors	180.35	165.45	170.42	175.38	179.62	184.58	193.78	202.98
Tata Motors DVR	78.15	72.70	74.52	76.33	78.07	79.88	83.43	86.98
Tata Power	64.90	59.65	61.40	63.15	64.20	65.95	68.75	71.55
Tata Steel	577.35	543.75	554.95	566.15	574.25	585.45	604.75	624.05
TCS	2679.65	2620.40	2640.15	2659.90	2688.80	2708.55	2757.20	2805.85
Tech Mahindra	876.85	824.65	842.05	859.45	872.70	890.10	920.75	951.40
Ultratech	4802.00	4666.55	4711.70	4756.85	4815.15	4860.30	4963.75	5067.20
Wipro	350.50	338.20	342.30	346.40	351.95	356.05	365.70	375.35
Yes Bank	14.70	13.30	13.77	14.23	14.52	14.98	15.73	16.48
Zee Entertainment	192.75	179.10	183.65	188.20	194.60	199.15	210.10	221.05

DAILY DIGEST

Disclaimer

For private circulation only

Website: www.dealmoneyonline.in

DISCLAIMER : SEBI Research Analyst Registration No: INH000002319 For any grievance mail at compliance@dealmoney.in

Dealmoney Securities Private Limited (hereinafter referred to as "Dealmoney") is a registered Member of National Stock Exchange of India Limited, Bombay Stock Exchange Limited and MCX Stock Exchange Limited. Dealmoney is also registered as a Depository Participant with CDSL. Dealmoney is in the process of making an application with SEBI for registering it as a Research Entity in terms of SEBI (Research Analyst) Regulations, 2014. Dealmoney or its associates has not been debarred/ suspended by SEBI or any other regulatory authority for accessing /dealing in securities Market and no material disciplinary action has been taken by SEBI/other regulatory authorities impacting Dealmoney's Equity Research Analysis. Dealmoney or its associates/ analyst including its relatives do not hold any actual/beneficial ownership of more than 1% in the company/ies covered by Analyst (hereinafter referred to as "Subject Company/ies"). Dealmoney or its associates/analyst including its relatives may hold financial interest in the company/ies covered by Analyst (hereinafter referred to as "Subject Company/ies"). Dealmoney or its associates/ analysts or his/her relative does not receive any compensation or other benefits from the subject company/ies mentioned in this research report (hereinafter referred to as "Report") or from a third party in connection with preparation of the report. Accordingly, Dealmoney or its associates/analyst or his/her relative does not have any other material conflict of interest at the time of publication of the Report.

Research analyst/s engaged in preparation of the Report, has not received any compensation / managed or co-managed public offering of securities of the subject company/ies / has not received compensation for investment banking or merchant banking or brokerage services from the subject company/ies / has not received compensation for products or services other than investment banking or merchant banking or brokerage services from the subject company/ies / has not received compensation or other benefits from the subject company/ies or third party in connection with the Report of the subject company/ies during the past twelve months / has not served as an officer, director or employee of subject Company/ies and is not engaged in market making activity of the subject Company/ies.

Dealmoney group companies provides finance related product services like distribution of financial products and as such is a provider of many services like loans, mutual funds, tax & trust planning etc. mentioned in this brochure. And hence, Dealmoney do not warranty / guarantee about performance of any products and customer servicing w.r.t third party products per se.

Third party products are subject to code of conduct to be adhered to by the representatives of Dealmoney and Dealmoney is not responsible for the losses, whether actual or notional incurred by any investor. Services assured and expected may vary from actual service and Dealmoney does not guarantee about the quality of services. Investments in securities and commodities are subject to market and other risks and there is no assurance or guarantee that the objectives of any of the Investments/Schemes/product would be achieved. Past performances are only indicative and returns are not assured and guaranteed by Dealmoney group companies. The price, value of and income from any of the securities or financial instruments mentioned in this report can fall as well as rise. The value of securities and financial instruments is subject to exchange rate fluctuation that may have a positive or adverse effect on the price or income of such securities or financial instruments.

Reports on technical and derivative analysis are based on studying charts of a stock's price movement, outstanding positions and trading volume as opposed to focussing on a company's fundamentals and as such, may not match with a report on a company's fundamentals. The opinions expressed in the Report are our current opinions as of the date of this report and may be subject to change from time to time without notice. Dealmoney or any persons connected with it do not accept any liability arising from use of this material/document/Report.

Information/ opinion conveyed through this material/document/Report are strictly meant for the registered Clients of Dealmoney group of Companies of the respective segments. This information is not intended for distribution to, or use by, any person or entity in any jurisdiction or country where such distribution or use would be contrary to law or regulation or which would subject Dealmoney or its affiliates to any registration requirement within such jurisdiction or country. This information does not constitute an offer to sell or a solicitation of an offer to buy any financial products to any person in any jurisdiction where it is unlawful to make such an offer or solicitation. No part of this material may be duplicated in whole or in part in any form and / or redistributed without the prior written consent of Dealmoney. This material/document/Report is being supplied to you solely for your information, and its contents, information or data may not be reproduced, redistributed or passed on directly or indirectly.

Recipients of the Report shall always independently verify reliability and suitability of the Report and opinions before investing.

For Company details, please visit our website www.dealmoneyonline.com

For research related query, write to us at research@dealmoney.in