

3rd December 2020

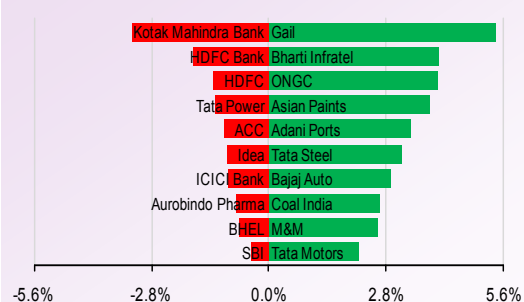
NIFTY TO TRADE BETWEEN 12,900-13,150.

Nifty traded in negative zone for most part of trading session; bulls ensure a smart recovery in last hour of session but failed to breach the resistance of 13,150 levels. We expect index to remain in range of 12,900-13,150 levels until there is breakout on either side.

TRADERS COMMENT

Having traded in the red through most of the session, Indian benchmark equity indices trimmed losses to end flat on Wednesday, with the Nifty closing above 13,100. Nifty ended higher by 4.80 points or 0.04% at 13,113.8 level and Sensex ended lower by 37.40 points or -0.08% at 44,618.04

NIFTY MOVERS & SHAKERS



TOP 5 SECTOR MOVERS




Chart of the Day KOTAKBANK FUT Sell below Rs 1813.

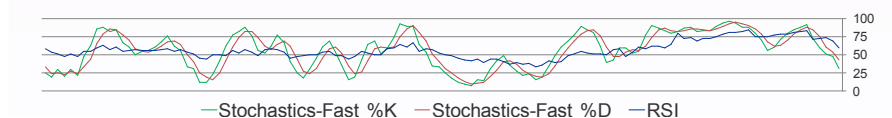
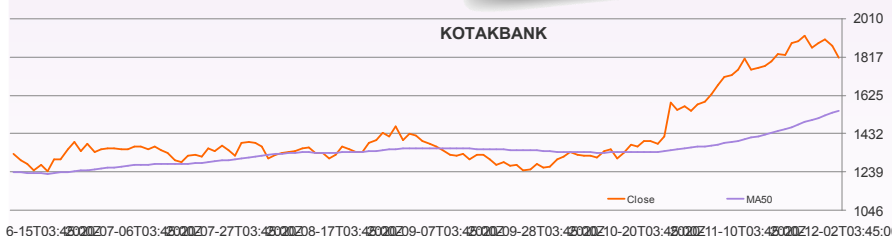
The stock is trading below to its prior low and below to its 20 ema support. We recommend sell only Below Rs1813 with the stoploss of Rs1845 for the target of Rs1750.

Chart of the Day

Sell:KOTAKBANK FUT CMP:1813.4

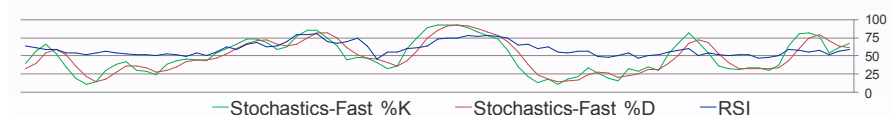
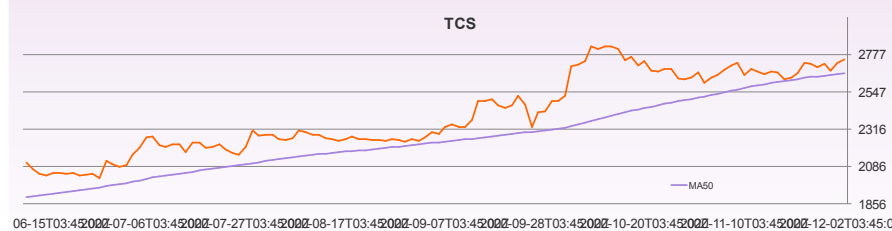
Technical Call of the Day

Buy:TCS CMP:2749.5



Technical call of the Day TCS Buy above Rs 2750.

We recommend a Buy in the stock only above Rs2750 with the stoploss of Rs2690 for the target of Rs2850.



We are also available on:



E-mail : research@Dealmoney.in
www.dealmoneyonline.com

STOCKS TRADING IN POSITIVE ZONE: GAIL, ASIANPAINTS.
 STOCKS TRADING IN NEGATIVE ZONE: HDFCBANK, KOTAKBANK.

DAILY DIGEST

- Pfizer:** The U.K. became the first western country to approve a Covid-19 vaccine, with its regulator clearing Pfizer Inc. and BioNTech SE's shot ahead of decisions in the U.S. and European Union.

CMP:	5227.3
P/E(ttm):	NA
Impact	Positive
- Larsen & Toubro Ltd:** L&T will sell its U.K. marine automation unit to Rolls-Royce Holdings PLC as part of its plan to offload non-core businesses to unlock value.

CMP:	1113.8
P/E(ttm):	60.4
Impact	Positive
- Infosys:** Infosys and Rolls-Royce, an aerospace and defence technology major, on Wednesday announced signing a strategic partnership for sourcing engineering and R&D Services for the latter's Civil Aerospace business. As part of the overall partnership, Rolls-Royce will "transition a significant part of its engineering centre capabilities for civil aerospace in Bengaluru to Infosys", a statement said.

CMP:	1140.9
P/E(ttm):	61.9
Impact	Neutral
- BPCL:** The government has received three preliminary bids for buying of controlling stake in India's second-largest fuel retailer Bharat Petroleum Corporation (BPCL). One of which is Vedanta which on November 18 confirmed putting in an expression of interest (EoI) for buying the government's 52.98 percent stake in BPCL. Other two are said to be global funds, one of them being Apollo Global Management, PTI reported.

CMP:	384.5
P/E(ttm):	NA
Impact	Positive
- PNB:** To speed up and maintain accuracy in online loan processing and sanctioning of credit proposals, Punjab National Bank introduced 'Lens' which is a tech-based loan management solution.

CMP:	34.0
P/E(ttm):	0.0
Impact	Neutral

ttm = trailing twelve months

Economic Snapshot

- Passenger vehicle sales continued its growth momentum for the fourth straight month in November, spurred by festival demand even as market leader Maruti Suzuki India Ltd saw a decline. Wholesales or factory dispatches, reported by eight leading carmakers including Maruti Suzuki, Hyundai Motor India Ltd and Tata Motors Ltd showed industry sales grew 11% last month to 268,111 vehicles from 240,785 vehicles a year earlier.
- China has started importing Indian rice after a gap of two years and placed orders for shipment of about 5,000 tonnes of non-basmati rice due to competitive prices offered by India compared to other nations, according to the All India Rice Exporters Association (AIREA). India is the world's major exporter of rice, while China is the biggest importer. In 2006, China was given market access for Indian rice but shipments took place only during the 2017-18 fiscal. China buying rice from India comes at a time of heightened border tensions between the two nations.



I-SOT

INTRADAY STOCK TRADING

FREQUENCY	ALLOCATION	DURATION	RISK
4 calls a Day	Average Daily Premium of Rs.50,000	Intraday	High Risk

SALIENT FEATURES:

- 👍 Fixed time for call generation – 2 calls at 9:30am and 2 calls @ 12:00pm
- 👍 High Risk – High Returns product
- 👍 Focused product for Intraday Derivative Traders
- 👍 Daily 4 calls to gain from intraday momentum
- 👍 High beta Midcap and Large cap F&O stocks for better entry and exit.

DAILY DIGEST

DERIVATIVES

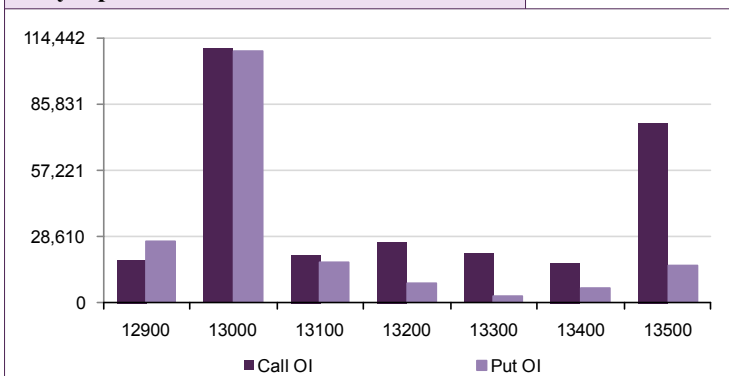
Open Interest Gainers

Stock	Open Interest (contracts)	OI Change (%)	Price (Rs.)	Price change (%)
INFRA TEL	14,350,000	34.3%	225.80	4.8%
HDFCLIFE	16,612,200	21.6%	638.10	-1.2%
NATIONALUM	41,497,000	20.0%	41.85	4.9%
SUNTV	6,993,000	17.1%	434.65	-2.8%
CANBK	26,615,000	17.1%	106.05	-4.0%

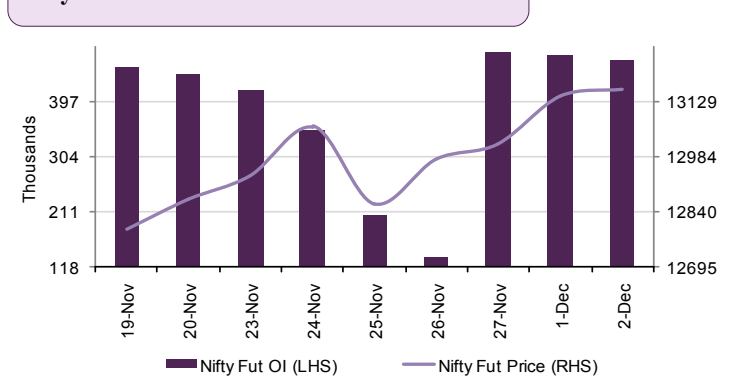
Open Interest Losers

Stock	Open Interest (contracts)	OI Change (%)	Price (Rs.)	Price change (%)
GAIL	20,258,100	-20.4%	115.75	4.4%
BANKBARODA	51,947,000	-9.3%	54.35	0.7%
LICHSGFIN	15,290,000	-8.6%	343.20	1.1%
PAGEIND	81,000	-6.5%	23140.60	0.7%
ICICIPRULI	6,127,500	-6.2%	468.80	2.3%

Nifty Option OI Distribution



Nifty OI Vs Futures Price



Top 5 Traded Stock Futures

Stock	Expiry Date	No of contracts traded	Contract value (Rs. Lacs)	LTP
RELIANCE	31-Dec-20	24,948	246,699	1969
TATASTEEL	31-Dec-20	19,676	201,070	606
BAJFINANCE	31-Dec-20	16,652	200,715	4825
BHARTIARTL	31-Dec-20	19,840	177,882	488
SBIN	31-Dec-20	21,704	161,889	248

Top 5 Traded Stock Options

Stock	Expiry Date	Option Type	Strike price	No of contracts traded	Contract value (Rs. Lacs)	LTP
RELIANCE	31-Dec-20	CE	2,000	8,892	92,528	63.20
TCS	31-Dec-20	CE	2,800	9,111	78,044	62.15
TATASTEEL	31-Dec-20	CE	600	6,768	72,436	32.10
RELIANCE	31-Dec-20	CE	2,100	5,746	61,786	30.30
SBIN	31-Dec-20	CE	250	6,664	52,314	11.10

Top 5 Contract Future Volumes

Stock	Expiry Date	No of Contracts traded	Current Cash Volume	Cash Delivery %
RELIANCE	31-Dec-20	24,948	3,885,070	3794.0%
SBIN	31-Dec-20	21,704	13,306,764	2346.0%
KOTAKBANK	31-Dec-20	21,229	4,637,812	6219.0%
ICICIBANK	31-Dec-20	19,930	7,404,023	3485.0%
BHARTIARTL	31-Dec-20	19,840	7,813,359	3800.0%

Bottom 5 Contract Future Volumes

Stock	Expiry Date	No of Contracts traded	Current Cash Volume	Cash Delivery %
GMRINFRA	31-Dec-20	725	6,927,086	4965.0%
COLPAL	31-Dec-20	726	231,104	4520.0%
CUMMINSIND	31-Dec-20	767	122,974	1565.0%
COFORGE	31-Dec-20	958	103,730	2955.0%
TORNTPOWER	31-Dec-20	972	343,443	2806.0%

DAILY DIGEST

SUPPORT / RESISTANCE LEVEL

Company Name	Closing Price	S3	S2	S1	Pivot	R1	R2	R3
ACC	1729.25	1653.75	1678.92	1704.08	1726.47	1751.63	1799.18	1846.73
Adani Ports	438.20	398.70	411.87	425.03	433.52	446.68	468.33	489.98
Ambuja Cements	262.50	254.20	256.97	259.73	261.97	264.73	269.73	274.73
Asian Paints	2315.85	2146.05	2202.65	2259.25	2292.60	2349.20	2439.15	2529.10
Aurobindo Pharma	889.95	855.15	866.75	878.35	892.10	903.70	929.05	954.40
Axis Bank	608.10	589.00	595.37	601.73	607.62	613.98	626.23	638.48
Bajaj Auto	3338.15	3095.00	3176.05	3257.10	3302.55	3383.60	3510.10	3636.60
Bank Of Baroda	54.10	50.85	51.93	53.02	54.13	55.22	57.42	59.62
Bharti Airtel	484.90	460.20	468.43	476.67	482.28	490.52	504.37	518.22
Bharti Infratel	224.80	192.75	203.43	214.12	221.03	231.72	249.32	266.92
BHEL	33.80	31.60	32.33	33.07	33.78	34.52	35.97	37.42
Bosch	13300.90	12820.85	12980.87	13140.88	13260.02	13420.03	13699.18	13978.33
BPCL	384.50	365.70	371.97	378.23	384.12	390.38	402.53	414.68
Cipla	758.35	741.30	746.98	752.67	756.83	762.52	772.37	782.22
Coal India	129.75	121.65	124.35	127.05	129.10	131.80	136.55	141.30
Dr. Reddy'S Lab	4850.25	4733.00	4772.08	4811.17	4850.08	4889.17	4967.17	5045.17
Eicher Motors	2532.50	2464.10	2486.90	2509.70	2529.80	2552.60	2595.50	2638.40
Gail	116.70	99.80	105.43	111.07	115.78	121.42	131.77	142.12
Grasim	915.50	881.25	892.67	904.08	911.52	922.93	941.78	960.63
HCL Technologies	843.15	815.15	824.48	833.82	840.63	849.97	866.12	882.27
HDFC	2276.35	2201.00	2226.12	2251.23	2277.62	2302.73	2354.23	2405.73
HDFC Bank	1406.95	1357.80	1374.18	1390.57	1411.18	1427.57	1464.57	1501.57
Hero Motocorp	3126.20	3004.90	3045.33	3085.77	3131.43	3171.87	3257.97	3344.07
Hindalco	231.85	220.20	224.08	227.97	232.43	236.32	244.67	253.02
HUL	2139.30	2094.30	2109.30	2124.30	2137.10	2152.10	2179.90	2207.70
ICICI Bank	480.45	457.40	465.08	472.77	479.88	487.57	502.37	517.17
Idea	9.90	9.40	9.57	9.73	9.97	10.13	10.53	10.93
Indusind Bank	897.30	856.85	870.33	883.82	894.78	908.27	932.72	957.17
Infosys	1140.90	1094.55	1110.00	1125.45	1136.45	1151.90	1178.35	1204.80
ITC	195.95	188.35	190.88	193.42	196.08	198.62	203.82	209.02
Kotak Mahindra Bank	1814.20	1734.35	1760.97	1787.58	1835.62	1862.23	1936.88	2011.53
L&T	1113.75	1076.15	1088.68	1101.22	1116.63	1129.17	1157.12	1185.07
Lupin	914.30	884.30	894.30	904.30	912.60	922.60	940.90	959.20
M&M	753.60	703.10	719.93	736.77	747.38	764.22	791.67	819.12
Maruti Suzuki India	7206.50	6990.00	7062.17	7134.33	7177.17	7249.33	7364.33	7479.33
NTPC	94.80	92.40	93.20	94.00	94.60	95.40	96.80	98.20
ONGC	84.85	76.85	79.52	82.18	83.62	86.28	90.38	94.48
Power Grid	194.15	183.90	187.32	190.73	192.97	196.38	202.03	207.68
RIL	1958.15	1908.00	1924.72	1941.43	1951.72	1968.43	1995.43	2022.43
SBI	246.95	237.35	240.55	243.75	247.30	250.50	257.25	264.00
Sun Pharma	544.65	525.00	531.55	538.10	542.55	549.10	560.10	571.10
Tata Motors	183.60	174.85	177.77	180.68	184.02	186.93	193.18	199.43
Tata Motors DVR	78.60	74.35	75.77	77.18	79.22	80.63	84.08	87.53
Tata Power	67.95	63.75	65.15	66.55	68.10	69.50	72.45	75.40
Tata Steel	604.35	560.50	575.12	589.73	598.67	613.28	636.83	660.38
TCS	2749.55	2650.20	2683.32	2716.43	2735.57	2768.68	2820.93	2873.18
Tech Mahindra	908.70	861.90	877.50	893.10	902.80	918.40	943.70	969.00
Ultratech	4933.10	4748.35	4809.93	4871.52	4934.38	4995.97	5120.42	5244.87
Wipro	358.90	348.10	351.70	355.30	357.80	361.40	367.50	373.60
Yes Bank	15.45	13.80	14.35	14.90	15.40	15.95	17.00	18.05
Zee Entertainment	197.75	187.70	191.05	194.40	197.20	200.55	206.70	212.85

Disclaimer

For private circulation only

Website: www.dealmoneyonline.in

DISCLAIMER : SEBI Research Analyst Registration No: INH000002319 For any grievance mail at compliance@dealmoney.in

Dealmoney Securities Private Limited (hereinafter referred to as "Dealmoney") is a registered Member of National Stock Exchange of India Limited, Bombay Stock Exchange Limited and MCX Stock Exchange Limited. Dealmoney is also registered as a Depository Participant with CDSL. Dealmoney is in the process of making an application with SEBI for registering it as a Research Entity in terms of SEBI (Research Analyst) Regulations, 2014. Dealmoney or its associates has not been debarred/ suspended by SEBI or any other regulatory authority for accessing /dealing in securities Market and no material disciplinary action has been taken by SEBI/other regulatory authorities impacting Dealmoney's Equity Research Analysis. Dealmoney or its associates/ analyst including its relatives do not hold any actual/beneficial ownership of more than 1% in the company/ies covered by Analyst (hereinafter referred to as "Subject Company/ies"). Dealmoney or its associates/analyst including its relatives may hold financial interest in the company/ies covered by Analyst (hereinafter referred to as "Subject Company/ies"). Dealmoney or its associates/ analysts or his/her relative does not receive any compensation or other benefits from the subject company/ies mentioned in this research report (hereinafter referred to as "Report") or from a third party in connection with preparation of the report. Accordingly, Dealmoney or its associates/analyst or his/her relative does not have any other material conflict of interest at the time of publication of the Report.

Research analyst/s engaged in preparation of the Report, has not received any compensation / managed or co-managed public offering of securities of the subject company/ies / has not received compensation for investment banking or merchant banking or brokerage services from the subject company/ies / has not received compensation for products or services other than investment banking or merchant banking or brokerage services from the subject company/ies / has not received compensation or other benefits from the subject company/ies or third party in connection with the Report of the subject company/ies during the past twelve months / has not served as an officer, director or employee of subject Company/ies and is not engaged in market making activity of the subject Company/ies.

Dealmoney group companies provides finance related product services like distribution of financial products and as such is a provider of many services like loans, mutual funds, tax & trust planning etc. mentioned in this brochure. And hence, Dealmoney do not warranty / guarantee about performance of any products and customer servicing w.r.t third party products per se.

Third party products are subject to code of conduct to be adhered to by the representatives of Dealmoney and Dealmoney is not responsible for the losses, whether actual or notional incurred by any investor. Services assured and expected may vary from actual service and Dealmoney does not guarantee about the quality of services. Investments in securities and commodities are subject to market and other risks and there is no assurance or guarantee that the objectives of any of the Investments/Schemes/product would be achieved. Past performances are only indicative and returns are not assured and guaranteed by Dealmoney group companies. The price, value of and income from any of the securities or financial instruments mentioned in this report can fall as well as rise. The value of securities and financial instruments is subject to exchange rate fluctuation that may have a positive or adverse effect on the price or income of such securities or financial instruments.

Reports on technical and derivative analysis are based on studying charts of a stock's price movement, outstanding positions and trading volume as opposed to focussing on a company's fundamentals and as such, may not match with a report on a company's fundamentals. The opinions expressed in the Report are our current opinions as of the date of this report and may be subject to change from time to time without notice. Dealmoney or any persons connected with it do not accept any liability arising from use of this material/document/Report.

Information/ opinion conveyed through this material/document/Report are strictly meant for the registered Clients of Dealmoney group of Companies of the respective segments. This information is not intended for distribution to, or use by, any person or entity in any jurisdiction or country where such distribution or use would be contrary to law or regulation or which would subject Dealmoney or its affiliates to any registration requirement within such jurisdiction or country. This information does not constitute an offer to sell or a solicitation of an offer to buy any financial products to any person in any jurisdiction where it is unlawful to make such an offer or solicitation. No part of this material may be duplicated in whole or in part in any form and / or redistributed without the prior written consent of Dealmoney. This material/document/Report is being supplied to you solely for your information, and its contents, information or data may not be reproduced, redistributed or passed on directly or indirectly.

Recipients of the Report shall always independently verify reliability and suitability of the Report and opinions before investing.

For Company details, please visit our website www.dealmoneyonline.com

For research related query, write to us at research@dealmoney.in