

9th December 2020

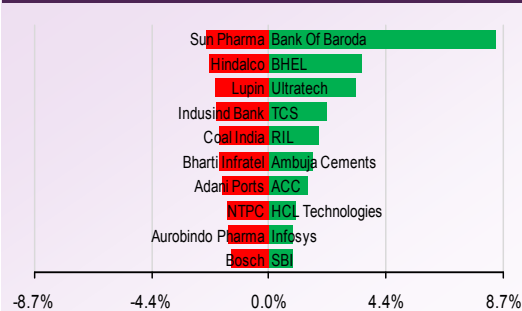
NIFTY TO TRADE BETWEEN 13,300-13,450.

On daily scale index continue to rise for sixth consecutive trading session. RSI is trading in overbought zone. we expect index to remain in bullish momentum with cautious mind. 13,300 would be acting as an initial support level. Below 13,300 index may move towards 13,100 levels.

TRADERS COMMENT

Indian benchmark share indices settled higher for fourth straight session on Tuesday led by gains in financials and IT stocks. Nifty ended higher by 37.20 points or 0.28% at 13,393.00 level and Sensex ended higher by 181.54 points or 0.40% at 45,608.51

NIFTY MOVERS & SHAKERS



TOP 5 SECTOR MOVERS

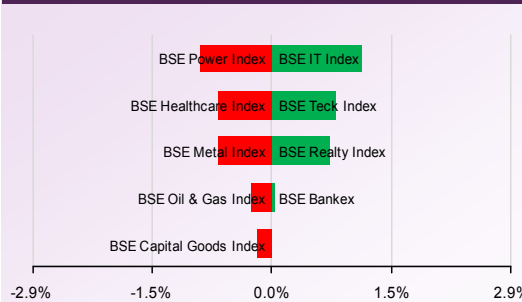
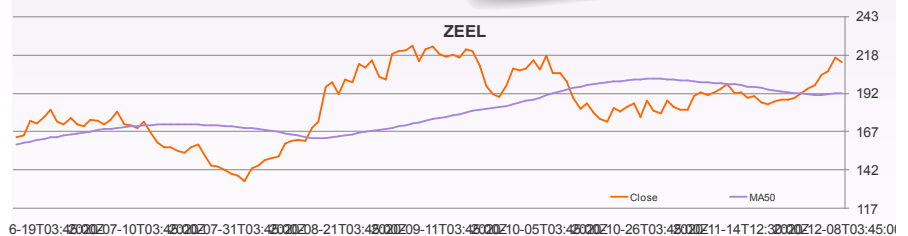
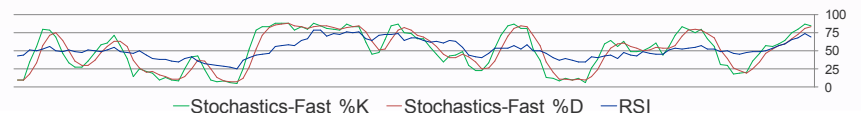


Chart of the Day ZEEL FUT Sell below Rs 212.

The stock is trading below to its prior low and below to its 20 ema support. We recommend sell only Below Rs212 with the stoploss of Rs216 for the target of Rs204.

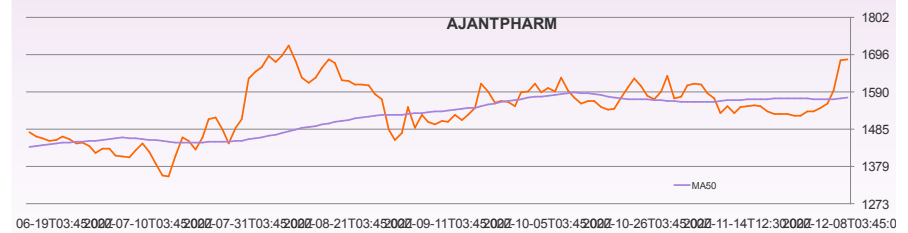


6-19T03:4500Z-07-10T03:4500Z-07-31T03:4500Z-08-21T03:4500Z-09-11T03:4500Z-10-05T03:4500Z-10-26T03:4500Z-11-14T12:3000Z-12-08T03:45:0

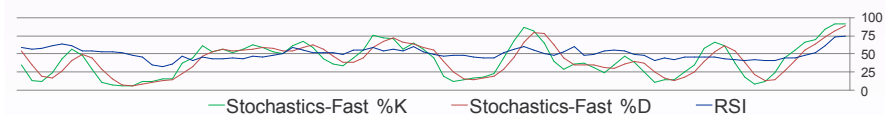


Technical call of the Day AJANTAPHARMA Buy above Rs 1690.

We recommend a Buy in the stock only above Rs1690 with the stoploss of Rs1645 for the target of Rs1790.



06-19T03:4500Z-07-10T03:4500Z-07-31T03:4500Z-08-21T03:4500Z-09-11T03:4500Z-10-05T03:4500Z-10-26T03:4500Z-11-14T12:3000Z-12-08T03:45:0



STOCKS TRADING IN POSITIVE ZONE: ULTRACEMCO, TCS.
STOCKS TRADING IN NEGATIVE ZONE: SUNPHARMA, HINDALCO.

We are also available on:



E-mail : research@Dealmoney.in
www.dealmoneyonline.com

DAILY DIGEST

- ICICI Bank:** ICICI Bank on December 8 said it plans to sell 2.21 per cent stake in ICICI Securities to comply with regulatory norms on minimum public float. The Board of the bank approved the sale of 71.2 lakh shares through an offer for sale. This is to comply with the requirement of minimum public float of the company, the bank said.

CMP:	508.4
P/E(ttm):	NA
Impact	Positive
- TVS Srichakra:** TVS Srichakra Ltd announced ₹1,000 crore capital expenditure plan which include ramping up of capacities at its facilities, the company said on Tuesday. The investment spread over a three-year period would result in 25-30% increase in two-three wheeler tyre capacity and also doubling of 'off-highway' tyre at its facilities in Madurai and Pant Nagar, respectively.

CMP:	1711.0
P/E(ttm):	92.8
Impact	Positive
- HDFC Bank:** HDFC Bank has invested an undisclosed amount in smallcase Technologies, and bought a minority stake, as part of a recent Series B fund-raise of \$14 million by the Bengaluru-based fintech startup. Existing investors such as DSP Group, Sequoia Capital India, Blume Ventures also participated in the round.

CMP:	1376.3
P/E(ttm):	74.6
Impact	Neutral
- Reliance Industries:** Jio 5G service(s) will be launched in India in the second half of 2021, Reliance Industries Ltd (RIL) chairman Mukesh Ambani said during his keynote presentation at India Mobile Congress 2020 on Tuesday. Jio's 5G service will be powered by indigenous-developed network, hardware and technology components, Ambani added.

CMP:	1993.8
P/E(ttm):	NA
Impact	Neutral
- BPCL:** BPCL's new owner will after three years of takeover get a right to decide on retaining the business of selling subsidised LPG, which in the intervening period will be transferred into a new unit to continue the flow of government subsidy, a top official said.

CMP:	390.5
P/E(ttm):	0.5
Impact	Neutral

ttm = trailing twelve months

Economic Snapshot

- The 59-minute loan approval scheme for MSMEs launched by Prime Minister Narendra Modi in November 2018 has enabled the disbursement of 2,03,120 loans involving Rs 56,773 crores as of November 30, 2020, according to the data sourced from the MSME Ministry. The loan disbursement stood at 93.8 per cent of the 2,16,503 numbers of loans involving Rs 68,742 crores sanctioned by the end of last month. Moreover, in comparison to the previously available data as of August 31, 2020, the loan disbursement increased 3.38 per cent. Public sector banks had disbursed 1,96,473 loan applications involving Rs 54,545 crores out of 2,12,091 loan applications involving Rs 66,991 crore sanctioned as of August 31, 2020.
- Corporate India is showing "healthy signs of recovery" and plans to hire more people in the first three months of 2021 compared to the quarter ending December, a survey said on Tuesday. According to the ManpowerGroup Employment Outlook Survey that covered 1,518 employers across the country, the employment trends in the first quarter of 2021 is expected to be on the rise with a Net Employment Outlook of 5 percent. The outlook has registered an increase of two percentage points for the first three months of 2021 compared to the December quarter. The sectors expected to drive the job market in the 2021 first quarter include finance, insurance and real estate, and mining & construction sector. All other sectors indicate negative growth in this quarter, the survey said.



I-SOT

INTRADAY STOCK TRADING

FREQUENCY	ALLOCATION	DURATION	RISK
4 calls a Day	Average Daily Premium of Rs.50,000	Intraday	High Risk

SALIENT FEATURES:

- 👍 Fixed time for call generation – 2 calls at 9:30am and 2 calls @ 12:00pm
- 👍 High Risk – High Returns product
- 👍 Focused product for Intraday Derivative Traders
- 👍 Daily 4 calls to gain from intraday momentum
- 👍 High beta Midcap and Large cap F&O stocks for better entry and exit.

DAILY DIGEST

DERIVATIVES

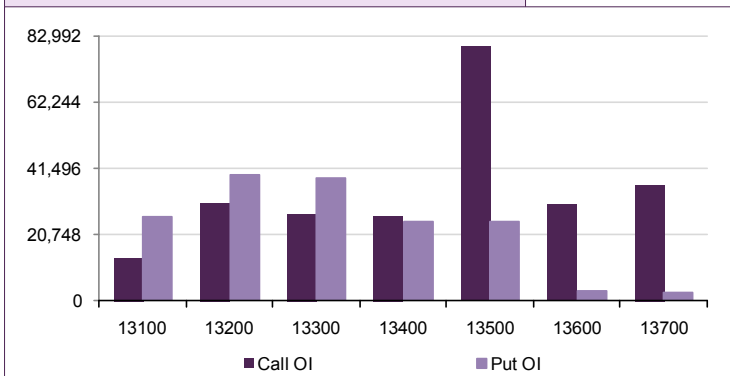
Open Interest Gainers

Stock	Open Interest (contracts)	OI Change (%)	Price (Rs.)	Price change (%)
PNB	95,788,000	29.1%	40.65	13.1%
CONCOR	9,948,495	15.4%	405.80	-1.7%
BANKBARODA	68,199,400	11.9%	65.50	8.4%
CHOLAFIN	5,790,000	11.6%	375.05	2.3%
GODREJCP	4,717,000	11.2%	710.70	-1.0%

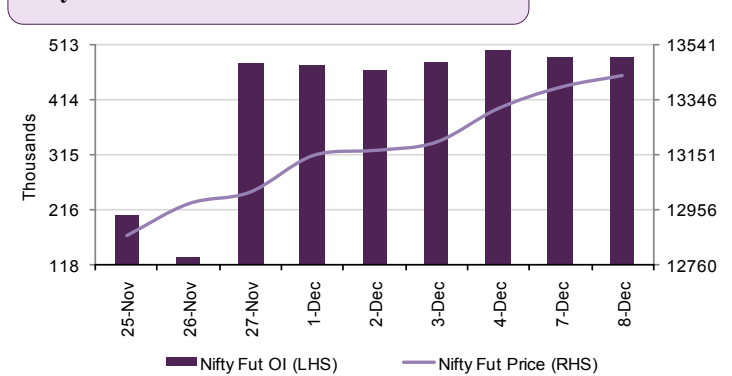
Open Interest Losers

Stock	Open Interest (contracts)	OI Change (%)	Price (Rs.)	Price change (%)
CANBK	29,280,000	-13.2%	130.00	13.5%
TVSMOTOR	4,877,600	-10.3%	508.75	-0.8%
UPL	22,445,800	-8.5%	473.75	-0.7%
RBLBANK	16,341,000	-8.3%	237.40	-2.0%
AMARAJABAT	1,471,000	-7.5%	916.40	0.4%

Nifty Option OI Distribution



Nifty OI Vs Futures Price



Top 5 Traded Stock Futures

Stock	Expiry Date	No of contracts traded	Contract value (Rs. Lacs)	LTP
RELIANCE	31-Dec-20	55,106	558,038	2005
SBIN	31-Dec-20	28,418	230,558	272
INFY	31-Dec-20	28,352	197,442	1160
BAJFINANCE	31-Dec-20	13,513	163,105	4813
MARUTI	31-Dec-20	19,618	154,043	7778

Top 5 Traded Stock Options

Stock	Expiry Date	Option Type	Strike price	No of contracts traded	Contract value (Rs. Lacs)	LTP
RELIANCE	31-Dec-20	CE	2,000	41,987	440,107	75.85
RELIANCE	31-Dec-20	CE	2,100	28,856	311,610	36.95
RELIANCE	31-Dec-20	CE	2,050	19,588	208,325	53.90
RELIANCE	31-Dec-20	CE	2,200	17,307	193,863	17.15
TCS	31-Dec-20	CE	2,800	13,065	112,380	78.30

Top 5 Contract Future Volumes

Stock	Expiry Date	No of Contracts traded	Current Cash Volume	Cash Delivery %
RELIANCE	31-Dec-20	55,106	5,692,600	2842.0%
SBIN	31-Dec-20	28,418	17,627,985	2686.0%
INFY	31-Dec-20	28,352	6,171,142	5014.0%
MARUTI	31-Dec-20	19,618	312,975	1660.0%
HDFCBANK	31-Dec-20	17,829	4,036,547	4149.0%

Bottom 5 Contract Future Volumes

Stock	Expiry Date	No of Contracts traded	Current Cash Volume	Cash Delivery %
NAUKRI	31-Dec-20	508	59,175	3213.0%
PAGEIND	31-Dec-20	614	8,649	2723.0%
GMRINFRA	31-Dec-20	765	3,863,683	3634.0%
ICICIGI	31-Dec-20	779	345,056	6461.0%
BERGEPAIN	31-Dec-20	793	189,312	2789.0%

DAILY DIGEST

SUPPORT / RESISTANCE LEVEL

Company Name	Closing Price	S3	S2	S1	Pivot	R1	R2	R3
ACC	1684.50	1630.40	1648.43	1666.47	1683.23	1701.27	1736.07	1770.87
Adani Ports	463.35	440.40	448.05	455.70	465.20	472.85	490.00	507.15
Ambuja Cements	257.10	246.40	249.97	253.53	256.57	260.13	266.73	273.33
Asian Paints	2438.90	2371.70	2394.10	2416.50	2450.35	2472.75	2529.00	2585.25
Aurobindo Pharma	896.15	859.50	871.72	883.93	900.82	913.03	942.13	971.23
Axis Bank	620.65	599.35	606.45	613.55	618.70	625.80	638.05	650.30
Bajaj Auto	3326.20	3216.35	3252.97	3289.58	3337.17	3373.78	3457.98	3542.18
Bank Of Baroda	65.20	53.65	57.50	61.35	63.75	67.60	73.85	80.10
Bharti Airtel	503.60	483.05	489.90	496.75	506.50	513.35	529.95	546.55
Bharti Infratel	240.20	227.10	231.47	235.83	242.27	246.63	257.43	268.23
BHEL	36.15	31.40	32.98	34.57	35.68	37.27	39.97	42.67
Bosch	13246.35	12863.50	12991.12	13118.73	13327.62	13455.23	13791.73	14128.23
BPCL	390.45	379.10	382.88	386.67	392.83	396.62	406.57	416.52
Cipla	766.00	736.15	746.10	756.05	767.75	777.70	799.35	821.00
Coal India	134.25	128.30	130.28	132.27	134.98	136.97	141.67	146.37
Dr. Reddy'S Lab	5015.20	4831.80	4892.93	4954.07	5017.03	5078.17	5202.27	5326.37
Eicher Motors	2548.20	2421.70	2463.87	2506.03	2557.52	2599.68	2693.33	2786.98
Gail	121.75	116.30	118.12	119.93	122.47	124.28	128.63	132.98
Grasim	925.80	894.80	905.13	915.47	928.73	939.07	962.67	986.27
HCL Technologies	863.80	836.30	845.47	854.63	865.17	874.33	894.03	913.73
HDFC	2309.75	2244.10	2265.98	2287.87	2313.93	2335.82	2383.77	2431.72
HDFC Bank	1376.30	1341.50	1353.10	1364.70	1376.75	1388.35	1412.00	1435.65
Hero Motocorp	3167.95	3104.50	3125.65	3146.80	3175.80	3196.95	3247.10	3297.25
Hindalco	245.70	235.90	239.17	242.43	247.72	250.98	259.53	268.08
HUL	2260.00	2202.10	2221.40	2240.70	2259.45	2278.75	2316.80	2354.85
ICICI Bank	508.40	498.80	502.00	505.20	508.60	511.80	518.40	525.00
Idea	9.55	9.15	9.28	9.42	9.63	9.77	10.12	10.47
Indusind Bank	916.70	875.45	889.20	902.95	920.85	934.60	966.25	997.90
Infosys	1153.35	1123.00	1133.12	1143.23	1155.12	1165.23	1187.23	1209.23
ITC	202.45	194.40	197.08	199.77	202.23	204.92	210.07	215.22
Kotak Mahindra Bank	1833.80	1795.50	1808.27	1821.03	1830.02	1842.78	1864.53	1886.28
L&T	1171.40	1113.60	1132.87	1152.13	1167.32	1186.58	1221.03	1255.48
Lupin	948.25	904.55	919.12	933.68	954.57	969.13	1004.58	1040.03
M&M	754.00	723.10	733.40	743.70	753.85	764.15	784.60	805.05
Maruti Suzuki India	7762.70	7386.85	7512.13	7637.42	7825.28	7950.57	8263.72	8576.87
NTPC	98.20	94.75	95.90	97.05	98.95	100.10	103.15	106.20
ONGC	90.75	86.65	88.02	89.38	91.42	92.78	96.18	99.58
Power Grid	191.60	187.60	188.93	190.27	192.43	193.77	197.27	200.77
RIL	1993.75	1885.75	1921.75	1957.75	1986.00	2022.00	2086.25	2150.50
SBI	271.90	256.80	261.83	266.87	270.28	275.32	283.77	292.22
Sun Pharma	568.70	549.60	555.97	562.33	572.17	578.53	594.73	610.93
Tata Motors	181.80	172.20	175.40	178.60	182.15	185.35	192.10	198.85
Tata Motors DVR	75.75	71.70	73.05	74.40	76.10	77.45	80.50	83.55
Tata Power	72.00	67.40	68.93	70.47	71.78	73.32	76.17	79.02
Tata Steel	613.45	583.45	593.45	603.45	612.45	622.45	641.45	660.45
TCS	2797.30	2659.35	2705.33	2751.32	2778.43	2824.42	2897.52	2970.62
Tech Mahindra	932.30	898.20	909.57	920.93	934.07	945.43	969.93	994.43
Ultratech	5217.75	4892.70	5001.05	5109.40	5173.20	5281.55	5453.70	5625.85
Wipro	363.70	351.80	355.77	359.73	362.37	366.33	372.93	379.53
Yes Bank	17.30	14.70	15.57	16.43	16.87	17.73	19.03	20.33
Zee Entertainment	212.75	198.70	203.38	208.07	212.98	217.67	227.27	236.87

Disclaimer

For private circulation only

Website: www.dealmoneyonline.in

DISCLAIMER : SEBI Research Analyst Registration No: INH000002319 For any grievance mail at compliance@dealmoney.in

Dealmoney Securities Private Limited (hereinafter referred to as "Dealmoney") is a registered Member of National Stock Exchange of India Limited, Bombay Stock Exchange Limited and MCX Stock Exchange Limited. Dealmoney is also registered as a Depository Participant with CDSL. Dealmoney is in the process of making an application with SEBI for registering it as a Research Entity in terms of SEBI (Research Analyst) Regulations, 2014. Dealmoney or its associates has not been debarred/ suspended by SEBI or any other regulatory authority for accessing /dealing in securities Market and no material disciplinary action has been taken by SEBI/other regulatory authorities impacting Dealmoney's Equity Research Analysis. Dealmoney or its associates/ analyst including its relatives do not hold any actual/beneficial ownership of more than 1% in the company/ies covered by Analyst (hereinafter referred to as "Subject Company/ies"). Dealmoney or its associates/analyst including its relatives may hold financial interest in the company/ies covered by Analyst (hereinafter referred to as "Subject Company/ies"). Dealmoney or its associates/ analysts or his/her relative does not receive any compensation or other benefits from the subject company/ies mentioned in this research report (hereinafter referred to as "Report") or from a third party in connection with preparation of the report. Accordingly, Dealmoney or its associates/analyst or his/her relative does not have any other material conflict of interest at the time of publication of the Report.

Research analyst/s engaged in preparation of the Report, has not received any compensation / managed or co-managed public offering of securities of the subject company/ies / has not received compensation for investment banking or merchant banking or brokerage services from the subject company/ies / has not received compensation for products or services other than investment banking or merchant banking or brokerage services from the subject company/ies / has not received compensation or other benefits from the subject company/ies or third party in connection with the Report of the subject company/ies during the past twelve months / has not served as an officer, director or employee of subject Company/ies and is not engaged in market making activity of the subject Company/ies.

Dealmoney group companies provides finance related product services like distribution of financial products and as such is a provider of many services like loans, mutual funds, tax & trust planning etc. mentioned in this brochure. And hence, Dealmoney do not warranty / guarantee about performance of any products and customer servicing w.r.t third party products per se.

Third party products are subject to code of conduct to be adhered to by the representatives of Dealmoney and Dealmoney is not responsible for the losses, whether actual or notional incurred by any investor. Services assured and expected may vary from actual service and Dealmoney does not guarantee about the quality of services. Investments in securities and commodities are subject to market and other risks and there is no assurance or guarantee that the objectives of any of the Investments/Schemes/product would be achieved. Past performances are only indicative and returns are not assured and guaranteed by Dealmoney group companies. The price, value of and income from any of the securities or financial instruments mentioned in this report can fall as well as rise. The value of securities and financial instruments is subject to exchange rate fluctuation that may have a positive or adverse effect on the price or income of such securities or financial instruments.

Reports on technical and derivative analysis are based on studying charts of a stock's price movement, outstanding positions and trading volume as opposed to focussing on a company's fundamentals and as such, may not match with a report on a company's fundamentals. The opinions expressed in the Report are our current opinions as of the date of this report and may be subject to change from time to time without notice. Dealmoney or any persons connected with it do not accept any liability arising from use of this material/document/Report.

Information/ opinion conveyed through this material/document/Report are strictly meant for the registered Clients of Dealmoney group of Companies of the respective segments. This information is not intended for distribution to, or use by, any person or entity in any jurisdiction or country where such distribution or use would be contrary to law or regulation or which would subject Dealmoney or its affiliates to any registration requirement within such jurisdiction or country. This information does not constitute an offer to sell or a solicitation of an offer to buy any financial products to any person in any jurisdiction where it is unlawful to make such an offer or solicitation. No part of this material may be duplicated in whole or in part in any form and / or redistributed without the prior written consent of Dealmoney. This material/document/Report is being supplied to you solely for your information, and its contents, information or data may not be reproduced, redistributed or passed on directly or indirectly.

Recipients of the Report shall always independently verify reliability and suitability of the Report and opinions before investing.

For Company details, please visit our website www.dealmoneyonline.com

For research related query, write to us at research@dealmoney.in