

10th December 2020

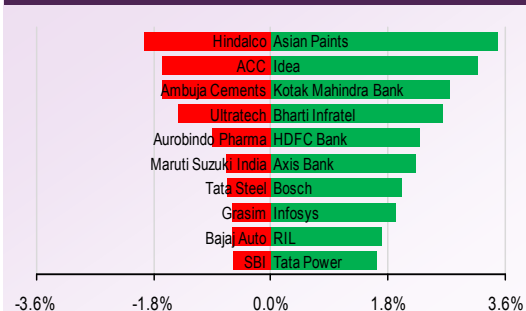
NIFTY TO TRADE BETWEEN 13,400-13,550.

Bulls continue to dominate over nifty for seventh consecutive trading session. On hourly chart index continue to hold 20 EMA and trade along with it. Index to remain in bullish momentum with 13,400 acting as an initial support level.

TRADERS COMMENT

Indian markets hit fresh record highs on Wednesday with Covid-19 vaccine approvals leading investor sentiment. Nifty ended higher by 136.10 points or 1.02% at 13,529.10 level and Sensex ended higher by 494.99 points or 1.09% at 46,103.50

NIFTY MOVERS & SHAKERS



TOP 5 SECTOR MOVERS

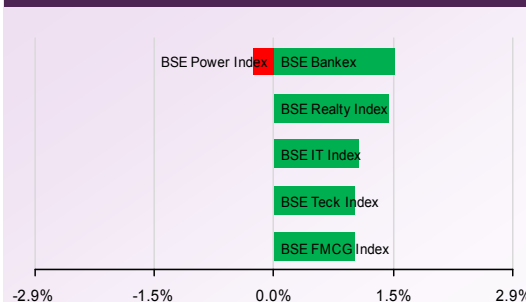
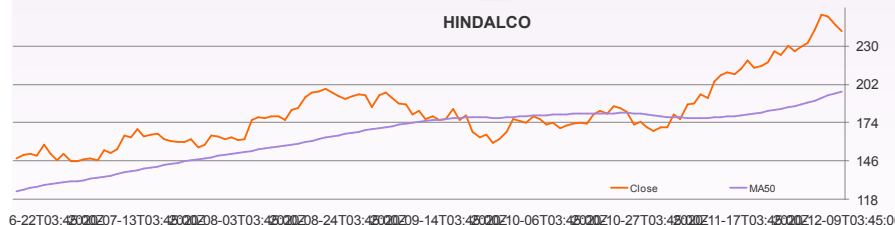
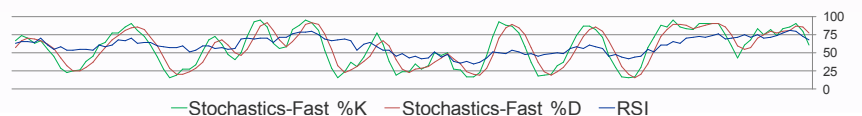


Chart of the Day HINDALCO FUT Sell below Rs 243.

The stock is trading below to its prior low and below to its 20 ema support. We recommend sell only Below Rs243 with the stoploss of Rs248 for the target of Rs230.

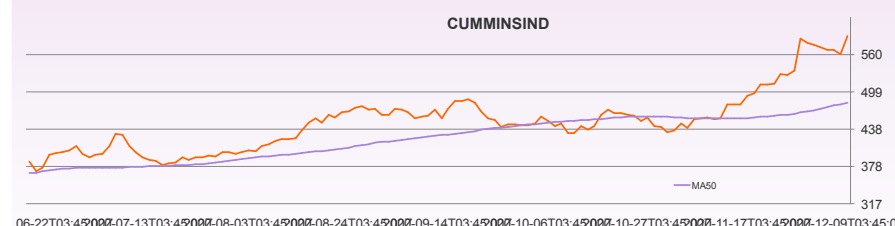


6-22T03:45:00Z-07-13T03:45:00Z-08-03T03:45:00Z-08-24T03:45:00Z-09-14T03:45:00Z-10-06T03:45:00Z-10-27T03:45:00Z-11-17T03:45:00Z-12-09T03:45:00Z

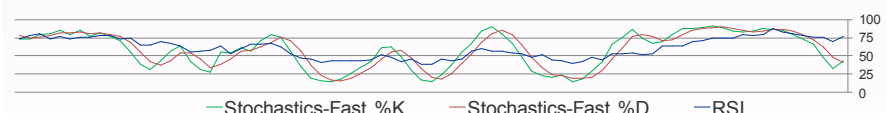


Technical call of the Day CUMMINSIND Buy above Rs 591.

We recommend a Buy in the stock only above Rs591 with the stoploss of Rs580 for the target of Rs625.



06-22T03:45:00Z-07-13T03:45:00Z-08-03T03:45:00Z-08-24T03:45:00Z-09-14T03:45:00Z-10-06T03:45:00Z-10-27T03:45:00Z-11-17T03:45:00Z-12-09T03:45:00Z



We are also available on:



E-mail : research@Dealmoney.in
www.dealmoneyonline.com

STOCKS TRADING IN POSITIVE ZONE: UPL, ASIANPAINTS.
 STOCKS TRADING IN NEGATIVE ZONE: TATASTEEL, ULTRACEMCO.

DAILY DIGEST

- Maruti:** Maruti Suzuki India Ltd on Tuesday announced the launch its digital platform, Smart Finance, to provide vehicle finance related services and information to its prospective customers.

CMP:	7709.3
P/E(ttm):	NA
Impact	Positive
- RBL Bank:** RBL Bank has partnered ICICI Prudential Life Insurance to offer an array of life insurance products to its customers. The alliance will enable over 8.7 million customers of RBL Bank to access and seamlessly purchase customer-centric protection and long-term savings products of ICICI Prudential Life Insurance.

CMP:	236.8
P/E(ttm):	12.8
Impact	Positive
- Indigo:** expects to reach 80% of its usual domestic capacity by the end of the month but international capacity is running at only 20% of normal levels due to the novel coronavirus pandemic. It hopes to reach 100% of normal domestic capacity by early next year and 100% of its usual international capacity by the end of next year.

CMP:	1731.7
P/E(ttm):	93.9
Impact	Neutral
- MFSL:** Max Financial Services Ltd (MFSL) on Wednesday said it has concluded the swap of Mitsui Sumitomo Insurance Company's (MSI) 20.57 percent stake in Max Life Insurance Company Ltd (Max Life) with 21.87 percent stake in MFSL.


CMP:	635.7
P/E(ttm):	NA
Impact	Positive
- M&M:** Mahindra and Mahindra (M&M) on Wednesday said it has increased stake in its Finland-based arm Sampo Rosenlew Oy to 79.13 per cent with the acquisition of additional 1,050 shares for Rs 31.15 crore.

CMP:	755.0
P/E(ttm):	0.9
Impact	Positive

ttm = trailing twelve months

Economic Snapshot

- The Reserve Bank of India (RBI) on December 9 proposed draft rules for non-banking financial companies (NBFCs) to declare dividend. According to the draft circular released by the central bank, deposit taking NBFCs and systemically important non-deposit taking NBFCs should have Capital to Risk (Weighted) Assets Ratio (CRAR) of at least 15 per cent for last three years, including the accounting year for which it proposes to declare dividend. Also, the net non-performing (NPA) asset ratio should be less than 6 percent in each of the last three years, including the accounting year for which it proposes to declare dividend, the RBI said. Non-Systemically Important Non-Deposit taking NBFC should have leverage ratio of less than 7 for the last three years, including the accounting year for which it proposes to declare dividend, the RBI said. Further, Core Investment Company (CIC) should have Adjusted Net Worth of at least 30 per cent of its aggregate risk weighted assets on balance sheet and risk adjusted value of off-balance sheet items for last three years, including the accounting year for which it proposes to declare dividend, the RBI said.
- The Union Cabinet on Wednesday approved Rs 22,810 crore outlay for a new employment scheme that aims at encouraging businesses to do fresh hiring. Under the Atmanirbhar Bharat Rojgar Yojana, the government will for two years provide employee and employer contribution to the retirement fund for new hires by businesses and entities, Labour Minister Santosh Gangwar said. The scheme would till 2023 entail an outgo of Rs 22,810 crore and would benefit around 58.5 lakh employees.



I-SOT

INTRADAY STOCK TRADING

FREQUENCY	ALLOCATION	DURATION	RISK
4 calls a Day	Average Daily Premium of Rs.50,000	Intraday	High Risk

SALIENT FEATURES:

- 👍 Fixed time for call generation – 2 calls at 9:30am and 2 calls @ 12:00pm
- 👍 High Risk – High Returns product
- 👍 Focused product for Intraday Derivative Traders
- 👍 Daily 4 calls to gain from intraday momentum
- 👍 High beta Midcap and Large cap F&O stocks for better entry and exit.

DAILY DIGEST

DERIVATIVES

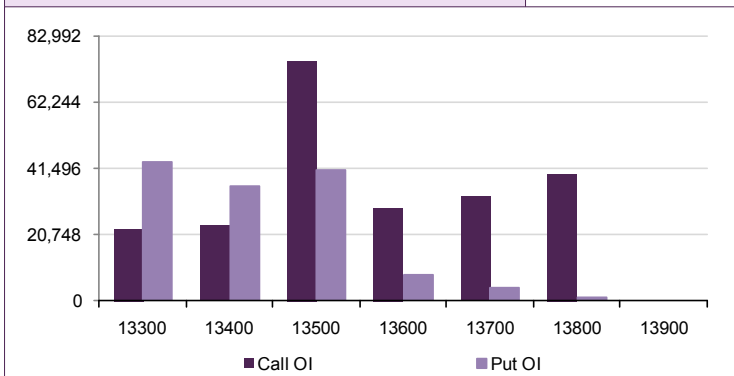
Open Interest Gainers

Stock	Open Interest (contracts)	OI Change (%)	Price (Rs.)	Price change (%)
PNB	113,288,000	18.3%	38.70	-4.8%
BEL	32,140,400	18.2%	117.55	3.8%
ACC	3,096,000	14.9%	1663.80	-1.8%
PVR	1,465,200	14.2%	1492.65	7.4%
SIEMENS	1,617,000	14.1%	1572.20	1.6%

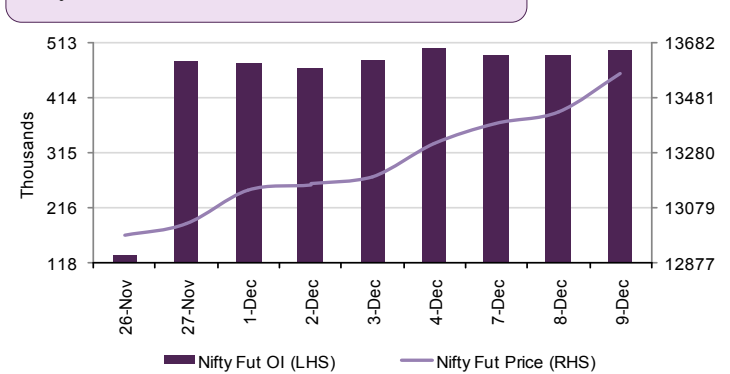
Open Interest Losers

Stock	Open Interest (contracts)	OI Change (%)	Price (Rs.)	Price change (%)
ICICIPRULI	5,505,000	-14.7%	489.05	0.8%
TATACHEM	5,766,000	-12.3%	513.50	0.3%
ULTRACEMCO	1,506,000	-12.1%	5169.95	-1.1%
BOSCHLTD	234,050	-9.1%	13534.80	1.6%
CHOLAFIN	5,270,000	-9.0%	371.25	-1.0%

Nifty Option OI Distribution



Nifty OI Vs Futures Price



Top 5 Traded Stock Futures

Stock	Expiry Date	No of contracts traded	Contract value (Rs. Lacs)	LTP
RELIANCE	31-Dec-20	33,347	341,323	2034
SBIN	31-Dec-20	21,542	176,062	271
INFY	31-Dec-20	22,933	161,387	1179
AXISBANK	31-Dec-20	18,489	140,022	637
HDFCBANK	31-Dec-20	17,419	133,956	1410

Top 5 Traded Stock Options

Stock	Expiry Date	Option Type	Strike price	No of contracts traded	Contract value (Rs. Lacs)	LTP
RELIANCE	31-Dec-20	CE	2,100	18,865	204,127	42.80
RELIANCE	31-Dec-20	CE	2,000	15,364	161,810	86.80
RELIANCE	31-Dec-20	CE	2,050	15,057	160,589	62.10
RELIANCE	31-Dec-20	CE	2,200	9,063	101,579	19.20
INFY	31-Dec-20	PE	1,100	13,828	92,446	9.45

Top 5 Contract Future Volumes

Stock	Expiry Date	No of Contracts traded	Current Cash Volume	Cash Delivery %
RELIANCE	31-Dec-20	33,347	4,861,192	3610.0%
INFY	31-Dec-20	22,933	5,208,984	5189.0%
SBIN	31-Dec-20	21,542	12,794,767	2638.0%
ICICIBANK	31-Dec-20	18,986	8,306,169	3905.0%
AXISBANK	31-Dec-20	18,489	8,447,558	3840.0%

Bottom 5 Contract Future Volumes

Stock	Expiry Date	No of Contracts traded	Current Cash Volume	Cash Delivery %
PAGEIND	31-Dec-20	397	13,668	4397.0%
BERGEPAINT	31-Dec-20	832	167,130	2721.0%
CANBK	31-Dec-20	857	15,184,985	1886.0%
MRF	31-Dec-20	869	3,745	2004.0%
MANAPPURAM	31-Dec-20	1,017	986,945	3174.0%

DAILY DIGEST

SUPPORT / RESISTANCE LEVEL

Company Name	Closing Price	S3	S2	S1	Pivot	R1	R2	R3
ACC	1656.60	1606.90	1623.47	1640.03	1669.57	1686.13	1732.23	1778.33
Adani Ports	463.90	446.40	452.23	458.07	463.98	469.82	481.57	493.32
Ambuja Cements	252.85	242.40	245.88	249.37	254.48	257.97	266.57	275.17
Asian Paints	2522.30	2361.90	2415.37	2468.83	2500.47	2553.93	2639.03	2724.13
Aurobindo Pharma	888.20	862.40	871.00	879.60	893.80	902.40	925.20	948.00
Axis Bank	634.20	601.30	612.27	623.23	629.97	640.93	658.63	676.33
Bajaj Auto	3306.55	3246.35	3266.42	3286.48	3320.07	3340.13	3393.78	3447.43
Bank Of Baroda	65.60	60.80	62.40	64.00	65.80	67.40	70.80	74.20
Bharti Airtel	503.05	491.30	495.22	499.13	503.02	506.93	514.73	522.53
Bharti Infratel	246.40	234.20	238.27	242.33	245.02	249.08	255.83	262.58
BHEL	36.60	35.00	35.53	36.07	36.83	37.37	38.67	39.97
Bosch	13509.35	12853.65	13072.22	13290.78	13468.57	13687.13	14083.48	14479.83
BPCL	395.15	383.20	387.18	391.17	394.98	398.97	406.77	414.57
Cipla	762.40	746.00	751.47	756.93	765.42	770.88	784.83	798.78
Coal India	134.70	131.30	132.43	133.57	135.53	136.67	139.77	142.87
Dr. Reddy'S Lab	5056.90	4950.00	4985.63	5021.27	5060.63	5096.27	5171.27	5246.27
Eicher Motors	2547.25	2499.55	2515.45	2531.35	2546.00	2561.90	2592.45	2623.00
Gail	122.50	119.40	120.43	121.47	122.78	123.82	126.17	128.52
Grasim	920.25	898.55	905.78	913.02	923.38	930.62	948.22	965.82
HCL Technologies	870.55	848.20	855.65	863.10	871.55	879.00	894.90	910.80
HDFC	2306.70	2226.55	2253.27	2279.98	2307.32	2334.03	2388.08	2442.13
HDFC Bank	1407.20	1340.05	1362.43	1384.82	1397.43	1419.82	1454.82	1489.82
Hero Motocorp	3190.70	3108.30	3135.77	3163.23	3183.62	3211.08	3258.93	3306.78
Hindalco	241.00	231.85	234.90	237.95	243.00	246.05	254.15	262.25
HUL	2292.20	2190.50	2224.40	2258.30	2277.15	2311.05	2363.80	2416.55
ICICI Bank	511.50	497.10	501.90	506.70	510.85	515.65	524.60	533.55
Idea	9.85	8.90	9.22	9.53	9.77	10.08	10.63	11.18
Indusind Bank	928.50	898.90	908.77	918.63	928.57	938.43	958.23	978.03
Infosys	1175.20	1134.50	1148.07	1161.63	1170.57	1184.13	1206.63	1229.13
ITC	205.40	201.50	202.80	204.10	205.95	207.25	210.40	213.55
Kotak Mahindra Bank	1883.55	1783.20	1816.65	1850.10	1869.55	1903.00	1955.90	2008.80
L&T	1181.00	1147.70	1158.80	1169.90	1177.45	1188.55	1207.20	1225.85
Lupin	950.60	927.45	935.17	942.88	951.82	959.53	976.18	992.83
M&M	755.00	737.45	743.30	749.15	756.05	761.90	774.65	787.40
Maruti Suzuki India	7709.25	7584.05	7625.78	7667.52	7733.73	7775.47	7883.42	7991.37
NTPC	98.30	95.90	96.70	97.50	98.70	99.50	101.50	103.50
ONGC	91.20	88.95	89.70	90.45	91.65	92.40	94.35	96.30
Power Grid	192.70	187.45	189.20	190.95	192.85	194.60	198.25	201.90
RIL	2026.95	1964.70	1985.45	2006.20	2020.00	2040.75	2075.30	2109.85
SBI	270.35	263.50	265.78	268.07	271.48	273.77	279.47	285.17
Sun Pharma	569.55	549.45	556.15	562.85	573.40	580.10	597.35	614.60
Tata Motors	182.70	176.90	178.83	180.77	183.58	185.52	190.27	195.02
Tata Motors DVR	76.20	72.40	73.67	74.93	76.57	77.83	80.73	83.63
Tata Power	73.15	68.80	70.25	71.70	73.35	74.80	77.90	81.00
Tata Steel	609.35	593.50	598.78	604.07	612.38	617.67	631.27	644.87
TCS	2810.80	2746.30	2767.80	2789.30	2814.65	2836.15	2883.00	2929.85
Tech Mahindra	929.50	912.10	917.90	923.70	931.70	937.50	951.30	965.10
Ultratech	5144.80	4973.70	5030.73	5087.77	5173.38	5230.42	5373.07	5515.72
Wipro	359.50	347.25	351.33	355.42	361.58	365.67	375.92	386.17
Yes Bank	19.00	17.10	17.73	18.37	18.68	19.32	20.27	21.22
Zee Entertainment	215.55	208.55	210.88	213.22	216.58	218.92	224.62	230.32

DAILY DIGEST

Disclaimer

For private circulation only

Website: www.dealmoneyonline.in

DISCLAIMER : SEBI Research Analyst Registration No: INH000002319 For any grievance mail at compliance@dealmoney.in

Dealmoney Securities Private Limited (hereinafter referred to as "Dealmoney") is a registered Member of National Stock Exchange of India Limited, Bombay Stock Exchange Limited and MCX Stock Exchange Limited. Dealmoney is also registered as a Depository Participant with CDSL. Dealmoney is in the process of making an application with SEBI for registering it as a Research Entity in terms of SEBI (Research Analyst) Regulations, 2014. Dealmoney or its associates has not been debarred/ suspended by SEBI or any other regulatory authority for accessing /dealing in securities Market and no material disciplinary action has been taken by SEBI/other regulatory authorities impacting Dealmoney's Equity Research Analysis. Dealmoney or its associates/ analyst including its relatives do not hold any actual/beneficial ownership of more than 1% in the company/ies covered by Analyst (hereinafter referred to as "Subject Company/ies"). Dealmoney or its associates/analyst including its relatives may hold financial interest in the company/ies covered by Analyst (hereinafter referred to as "Subject Company/ies"). Dealmoney or its associates/ analysts or his/her relative does not receive any compensation or other benefits from the subject company/ies mentioned in this research report (hereinafter referred to as "Report") or from a third party in connection with preparation of the report. Accordingly, Dealmoney or its associates/analyst or his/her relative does not have any other material conflict of interest at the time of publication of the Report.

Research analyst/s engaged in preparation of the Report, has not received any compensation / managed or co-managed public offering of securities of the subject company/ies / has not received compensation for investment banking or merchant banking or brokerage services from the subject company/ies / has not received compensation for products or services other than investment banking or merchant banking or brokerage services from the subject company/ies / has not received compensation or other benefits from the subject company/ies or third party in connection with the Report of the subject company/ies during the past twelve months / has not served as an officer, director or employee of subject Company/ies and is not engaged in market making activity of the subject Company/ies.

Dealmoney group companies provides finance related product services like distribution of financial products and as such is a provider of many services like loans, mutual funds, tax & trust planning etc. mentioned in this brochure. And hence, Dealmoney do not warranty / guarantee about performance of any products and customer servicing w.r.t third party products per se.

Third party products are subject to code of conduct to be adhered to by the representatives of Dealmoney and Dealmoney is not responsible for the losses, whether actual or notional incurred by any investor. Services assured and expected may vary from actual service and Dealmoney does not guarantee about the quality of services. Investments in securities and commodities are subject to market and other risks and there is no assurance or guarantee that the objectives of any of the Investments/Schemes/product would be achieved. Past performances are only indicative and returns are not assured and guaranteed by Dealmoney group companies. The price, value of and income from any of the securities or financial instruments mentioned in this report can fall as well as rise. The value of securities and financial instruments is subject to exchange rate fluctuation that may have a positive or adverse effect on the price or income of such securities or financial instruments.

Reports on technical and derivative analysis are based on studying charts of a stock's price movement, outstanding positions and trading volume as opposed to focussing on a company's fundamentals and as such, may not match with a report on a company's fundamentals. The opinions expressed in the Report are our current opinions as of the date of this report and may be subject to change from time to time without notice. Dealmoney or any persons connected with it do not accept any liability arising from use of this material/document/Report.

Information/ opinion conveyed through this material/document/Report are strictly meant for the registered Clients of Dealmoney group of Companies of the respective segments. This information is not intended for distribution to, or use by, any person or entity in any jurisdiction or country where such distribution or use would be contrary to law or regulation or which would subject Dealmoney or its affiliates to any registration requirement within such jurisdiction or country. This information does not constitute an offer to sell or a solicitation of an offer to buy any financial products to any person in any jurisdiction where it is unlawful to make such an offer or solicitation. No part of this material may be duplicated in whole or in part in any form and / or redistributed without the prior written consent of Dealmoney. This material/document/Report is being supplied to you solely for your information, and its contents, information or data may not be reproduced, redistributed or passed on directly or indirectly.

Recipients of the Report shall always independently verify reliability and suitability of the Report and opinions before investing.

For Company details, please visit our website www.dealmoneyonline.com

For research related query, write to us at research@dealmoney.in