

13 August 2019

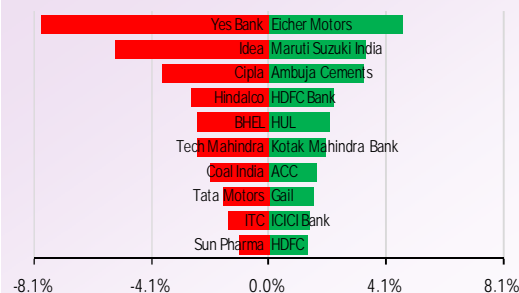
## NIFTY TO TRADE BETWEEN 10,960-11,180.

It was all bulls day, as nifty zoomed ~180 points and closed in green zone. On daily scale Index has formed bullish candle and closed above previous day high. RSI is at 38 and gradually moving towards north direction with positive cross over. We expect Index to continue its move towards the resistance of 20 EMA, which rest around 11,180 levels.

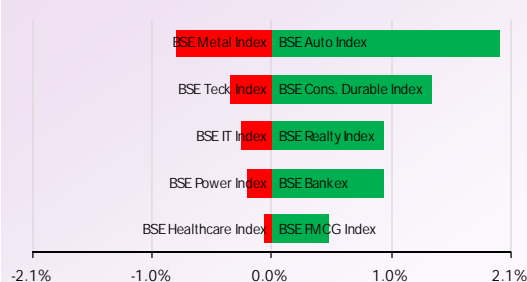
## TRADERS COMMENT

Sensex and Nifty surged today, extending Thursday's strong gains, as the sentiment turned positive on strong buzz that the government may axe higher FPI tax. Sensex was up 254.5 points or 0.68% at 37,581.91 while nifty was up by 77.2 points or 0.70% at 11,109.65

## NIFTY MOVERS & SHAKERS



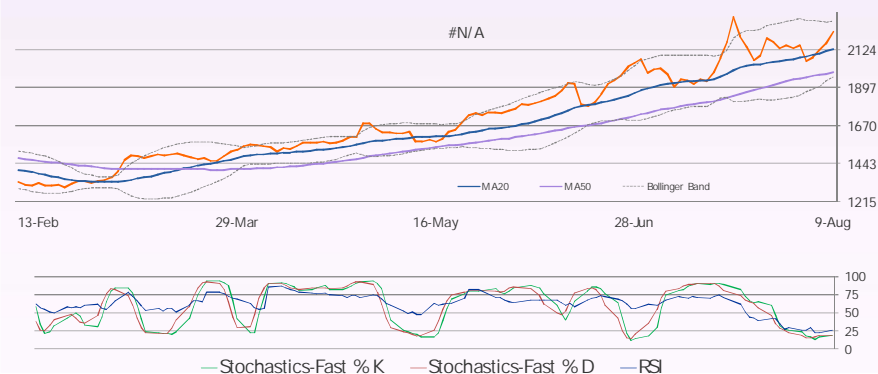
## TOP 5 SECTOR MOVERS



## Chart of the Day

HDFCAMC  
Buy above Rs 2236.

The stock is trading above its prior swing high and above its 20 ema support. We recommend buy only above Rs2236 with the stoploss of Rs2190 for the target of Rs2325.



## Chart of the Day

Buy: HDFCAMC CMP:2228.5

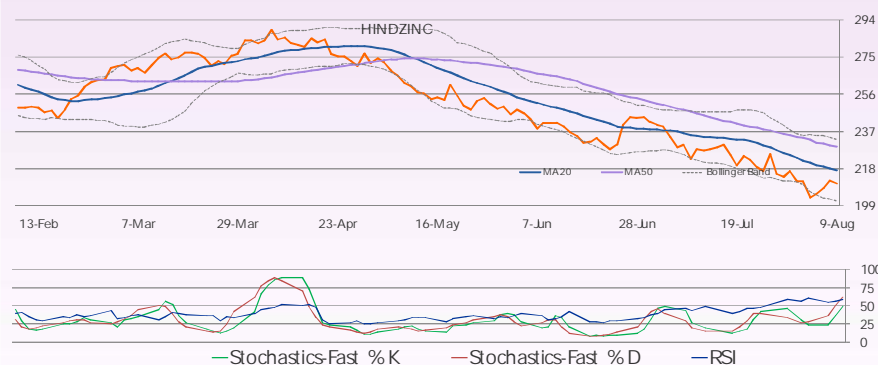
## Technical Call of the Day

Buy:HINDZINC FUT CMP:212.35

## Technical call of the Day

HINDZINC FUT  
Sell below Rs 211.

We recommend a sell in the stock only below Rs211 with the stoploss of Rs215 for the target of Rs202.



We are also available on:



E-mail : [research@Dealmoney.in](mailto:research@Dealmoney.in)  
[www.dealmoneyonline.com](http://www.dealmoneyonline.com)

STOCKS TRADING IN POSITIVE ZONE: RELIANCE, HCLTECH.  
STOCKS TRADING IN NEGATIVE ZONE: TATASTEEL, CIPLA.

- Reliance Industries:** The Mukesh Ambani -led company signalled a tectonic shift in its decades-long, successful business model of going it alone by proposing to offload stake in its oil-to-chemicals business to Saudi Arabian giant Aramco for an enterprise value of \$75 billion (around ₹ 5.3 lakh crore).

CMP:	76.0
P/E(ttm):	NA
Impact	<b>Positive</b>
- Natco Pharma:** The drug maker said it has received Form 483 with six observations from the US Food and Drug Administration on the active pharmaceutical ingredient (API) facility of the company in Mekaguda village.

CMP:	551.5
P/E(ttm):	NA
Impact	<b>Negative</b>
- Reliance Capital:** The company is all set to file a ₹ 10,000 crore defamation suit against its erstwhile auditor Price Waterhouse & Co (PwC). Separately, some shareholders of Reliance group companies are also expected to file a class action suit against PwC for eroding value of their investment.

CMP:	48.8
P/E(ttm):	NA
Impact	<b>Neutral</b>
- Jet Airways:** Anil Agarwal's family trust Volcan Investments has withdrawn the expression of interest for Jet Airways a day after expressing interest in the airline, Agarwal said on Monday.

CMP:	46.9
P/E(ttm):	NA
Impact	<b>Negative</b>
- Tata Motors:** Jaguar Land Rover (JLR), a part of Tata Motors, posted a 5 per cent rise in total sales at 37,945 units in July as compared with the yearago period.

CMP:	122.1
P/E(ttm):	NA
Impact	<b>Positive</b>

ttm = trailing twelve months

## Economic Snapshot

- India's fuel demand rose 3.3% in July, marking its biggest year-on-year percentage gain since January, compared with the previous year. Consumption of fuel, a proxy for oil demand, totaled 17.58 million tonnes, data from the Petroleum Planning and Analysis Cell (PPAC) of the oil ministry showed. Sales of gasoline, or petrol, were 8.8% higher from a year earlier at 2.52 million tonnes. Meanwhile, diesel sales climbed 3.3%, its highest year-on-year rise since January, to 6.83 million tonnes. Cooking gas or liquefied petroleum gas (LPG) sales increased 9% to 2.22 million tonnes, while naphtha sales fell 5.2% to 1.22 million tonnes. Sales of bitumen, used for making roads, surged 36.4%, while fuel oil use rose 8.3% in July.
- Looking to upgrade India's airport infrastructure, the Airports Authority of India (AAI) is planning to pump in about ₹ 19,000 crore over the next three years, according to a report in The Economic Times. An AAI official told the publication that the investment is being made to improve runway capacity as well as building terminal capacity. AAI manages 125 airports, including 11 international aerodromes. It is set to add 273 parking bays at 24 airports. The report stated that the slots are evenly distributed across the country -- with about 82 in the south, 70 in the east and Northeast, 61 in north and 60 in the western part of the country. Airports in Chennai and Kolkata will also see an upgrade, the report said.



# I-SOT

## INTRADAY STOCK TRADING

FREQUENCY	ALLOCATION	DURATION	RISK
4 calls a Day	Average Daily Premium of Rs.50,000	Intraday	High Risk

### SALIENT FEATURES:

- ✚ Fixed time for call generation - 2 calls at 9:30am and 2 calls @ 12:00pm
- ✚ High Risk - High Returns product
- ✚ Focused product for Intraday Derivative Traders
- ✚ Daily 4 calls to gain from intraday momentum
- ✚ High beta Midcap and Large cap F&O stocks for better entry and exit.

## DERIVATIVES

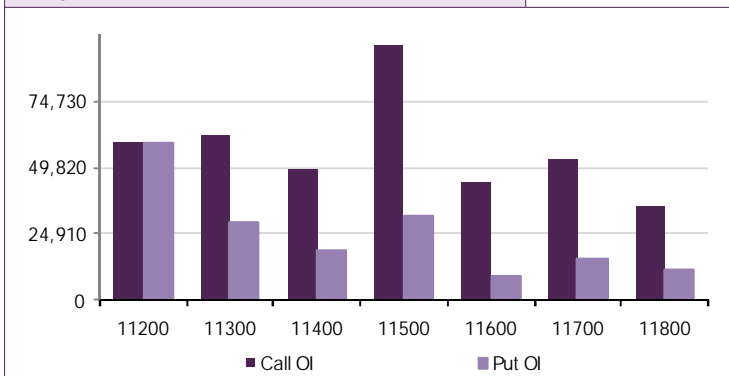
### Open Interest Gainers

Stock	Open Interest (contracts)	OI Change (%)	Price (Rs.)	Price change (%)
MGL	1,419,000	16.2%	776.70	-4.8%
YESBANK	153,276,200	16.1%	81.95	-8.7%
MCX	1,470,700	9.6%	847.40	3.3%
BSOFT	3,406,800	8.6%	63.05	-3.0%
CHOLAFN	4,112,500	7.5%	273.55	0.8%

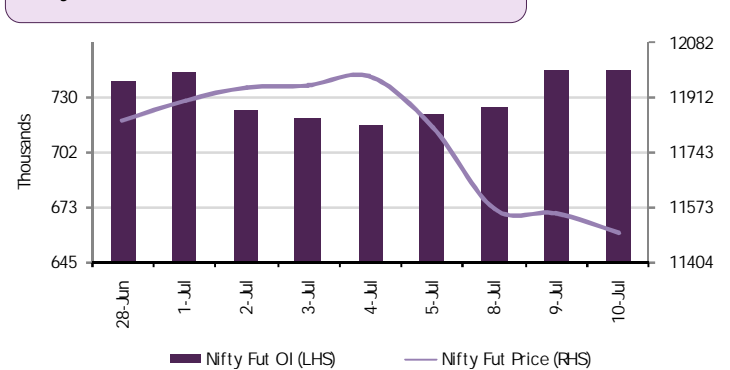
### Open Interest Losers

Stock	Open Interest (contracts)	OI Change (%)	Price (Rs.)	Price change (%)
MRF	25,140	-14.1%	56815.40	3.4%
TORNTPHARM	552,000	-13.5%	1679.60	-1.4%
HDFCBANK	18,675,000	-10.9%	2283.15	1.9%
RBLBANK	11,977,200	-10.3%	384.65	4.2%
ICICIPRULI	6,583,500	-8.3%	394.95	2.2%

### Nifty Option OI Distribution



### Nifty OI Vs Futures Price



### Top 5 Traded Stock Futures

Stock	Expiry Date	No of contracts traded	Contract value (Rs. Lacs)	LTP
RELIANCE	29-Aug-19	38,025	222,174	1166
SBIN	29-Aug-19	24,264	214,528	292
IBULHSGFIN	29-Aug-19	49,402	186,364	487
HDFCBANK	29-Aug-19	32,748	186,261	2283
YESBANK	29-Aug-19	90,780	170,653	82

### Top 5 Traded Stock Options

Stock	Expiry Date	Option Type	Strike price	No of contracts traded	Contract value (Rs. Lacs)	LTP
RELIANCE	29-Aug-19	CE	1,200	10,791	66,040	23.25
SBIN	29-Aug-19	CE	300	5,437	50,081	5.95
RELIANCE	29-Aug-19	CE	1,160	7,626	45,825	40.80
MARUTI	29-Aug-19	CE	6,200	9,337	43,954	90.65
MARUTI	29-Aug-19	CE	6,000	9,407	43,307	182.35

### Top 5 Contract Future Volumes

Stock	Expiry Date	No of Contracts traded	Current Cash Volume	Cash Delivery %
YESBANK	29-Aug-19	90,780	#N/A	#N/A
IBULHSGFIN	29-Aug-19	49,402	#N/A	#N/A
RELIANCE	29-Aug-19	38,025	#N/A	#N/A
HDFCBANK	29-Aug-19	32,748	#N/A	#N/A
MARUTI	29-Aug-19	29,777	#N/A	#N/A

### Bottom 5 Contract Future Volumes

Stock	Expiry Date	No of Contracts traded	Current Cash Volume	Cash Delivery %
OFSS	29-Aug-19	287	#N/A	#N/A
OIL	29-Aug-19	307	#N/A	#N/A
IDBI	29-Aug-19	320	#N/A	#N/A
KAJARIACER	29-Aug-19	350	#N/A	#N/A
HINDZINC	29-Aug-19	372	#N/A	#N/A

## SUPPORT / RESISTANCE LEVEL

Company Name	Closing Price	S3	S2	S1	Pivot	R1	R2	R3
ACC	1574.60	1537.65	1549.97	1562.28	1575.32	1587.63	1612.98	1638.33
Adani Ports	376.60	368.00	370.87	373.73	377.12	379.98	386.23	392.48
Ambuja Cements	212.95	201.10	205.05	209.00	211.95	215.90	222.80	229.70
Asian Paints	1575.50	1540.10	1551.90	1563.70	1572.80	1584.60	1605.50	1626.40
Aurobindo Pharma	598.85	575.80	583.48	591.17	603.08	610.77	630.37	649.97
Axis Bank	660.80	644.05	649.63	655.22	665.58	671.17	687.12	703.07
Bajaj Auto	2707.60	2628.50	2654.87	2681.23	2711.37	2737.73	2794.23	2850.73
Bank Of Baroda	99.85	95.70	97.08	98.47	100.08	101.47	104.47	107.47
Bharti Airtel	371.15	354.55	360.08	365.62	369.68	375.22	384.82	394.42
Bharti Infratel	252.05	241.40	244.95	248.50	251.75	255.30	262.10	268.90
BHEL	56.90	53.50	54.63	55.77	57.33	58.47	61.17	63.87
Bosch	14289.95	13930.00	14049.98	14169.97	14339.98	14459.97	14749.97	15039.97
BPCL	346.45	331.10	336.22	341.33	346.12	351.23	361.13	371.03
Cipla	484.50	451.40	462.43	473.47	492.58	503.62	533.77	563.92
Coal India	207.60	200.00	202.53	205.07	209.53	212.07	219.07	226.07
Dr. Reddy'S Lab	2573.45	2530.50	2544.82	2559.13	2574.42	2588.73	2618.33	2647.93
Eicher Motors	17587.25	15672.35	16310.65	16948.95	17368.45	18006.75	19064.55	20122.35
Gail	123.85	115.80	118.48	121.17	123.28	125.97	130.77	135.57
Grasim	746.50	711.00	722.83	734.67	750.83	762.67	790.67	818.67
HCL Technologies	1086.30	1053.15	1064.20	1075.25	1088.85	1099.90	1124.55	1149.20
HDFC	2211.65	2117.50	2148.88	2180.27	2210.13	2241.52	2302.77	2364.02
HDFC Bank	2282.00	2190.60	2221.07	2251.53	2270.27	2300.73	2349.93	2399.13
Hero Motocorp	2622.25	2558.10	2579.48	2600.87	2621.38	2642.77	2684.67	2726.57
Hindalco	176.20	162.15	166.83	171.52	177.98	182.67	193.82	204.97
HUL	1841.35	1755.15	1783.88	1812.62	1829.63	1858.37	1904.12	1949.87
ICICI Bank	420.15	406.60	411.12	415.63	419.02	423.53	431.43	439.33
Idea	5.35	4.65	4.88	5.12	5.53	5.77	6.42	7.07
Indusind Bank	1413.40	1375.60	1388.20	1400.80	1417.90	1430.50	1460.20	1489.90
Infosys	789.85	772.85	778.52	784.18	790.47	796.13	808.08	820.03
ITC	254.20	248.15	250.17	252.18	255.52	257.53	262.88	268.23
Kotak Mahindra Bank	1532.10	1473.00	1492.70	1512.40	1523.95	1543.65	1574.90	1606.15
L&T	1364.60	1329.70	1341.33	1352.97	1372.73	1384.37	1415.77	1447.17
Lupin	758.70	738.20	745.03	751.87	761.88	768.72	785.57	802.42
M&M	545.55	511.70	522.98	534.27	541.28	552.57	570.87	589.17
Maruti Suzuki India	6099.90	5699.40	5832.90	5966.40	6060.70	6194.20	6422.00	6649.80
NTPC	123.90	119.65	121.07	122.48	124.57	125.98	129.48	132.98
ONGC	130.95	126.90	128.25	129.60	131.00	132.35	135.10	137.85
Power Grid	202.00	193.65	196.43	199.22	204.03	206.82	214.42	222.02
RL	1162.10	1129.10	1140.10	1151.10	1163.30	1174.30	1197.50	1220.70
SBI	291.35	282.10	285.18	288.27	293.13	296.22	304.17	312.12
Sun Pharma	422.00	406.55	411.70	416.85	423.60	428.75	440.65	452.55
Tata Motors	122.05	114.90	117.28	119.67	123.08	125.47	131.27	137.07
Tata Motors DVR	58.20	54.40	55.67	56.93	58.67	59.93	62.93	65.93
Tata Power	57.50	53.80	55.03	56.27	57.98	59.22	62.17	65.12
Tata Steel	41.25	39.20	39.88	40.57	41.28	41.97	43.37	44.77
TCS	2246.25	2214.80	2225.28	2235.77	2251.83	2262.32	2288.87	2315.42
Tech Mahindra	663.35	638.75	646.95	655.15	667.95	676.15	697.15	718.15
Ultratech	4281.35	4097.70	4158.92	4220.13	4301.92	4363.13	4506.13	4649.13
Wipro	263.50	257.00	259.17	261.33	265.02	267.18	273.03	278.88
Yes Bank	82.15	69.85	73.95	78.05	85.25	89.35	100.65	111.95
Zee Entertainment	328.10	309.80	315.90	322.00	330.40	336.50	351.00	365.50

## Disclaimer

For private circulation only

Website: [www.dealmoneyonline.in](http://www.dealmoneyonline.in)**DISCLAIMER** : SEBI Research Analyst Registration No: INH000002319 For any grievance mail at [compliance@dealmoney.in](mailto:compliance@dealmoney.in)

Dealmoney Securities Private Limited (hereinafter referred to as "Dealmoney") is a registered Member of National Stock Exchange of India Limited, Bombay Stock Exchange Limited and MCX Stock Exchange Limited. Dealmoney is also registered as a Depository Participant with CDSL. Dealmoney is in the process of making an application with SEBI for registering it as a Research Entity in terms of SEBI (Research Analyst) Regulations, 2014. Dealmoney or its associates has not been debarred/ suspended by SEBI or any other regulatory authority for accessing /dealing in securities Market and no material disciplinary action has been taken by SEBI/other regulatory authorities impacting Dealmoney's Equity Research Analysis. Dealmoney or its associates/analyst including its relatives do not hold any actual/beneficial ownership of more than 1% in the company/ies covered by Analyst (hereinafter referred to as "Subject Company/ies"). Dealmoney or its associates/analyst including its relatives may hold financial interest in the company/ies covered by Analyst (hereinafter referred to as "Subject Company/ies"). Dealmoney or its associates/analysts or his/her relative does not receive any compensation or other benefits from the subject company/ies mentioned in this research report (hereinafter referred to as "Report") or from a third party in connection with preparation of the report. Accordingly, Dealmoney or its associates/analyst or his/her relative does not have any other material conflict of interest at the time of publication of the Report.

Research analyst/s engaged in preparation of the Report, has not received any compensation / managed or co-managed public offering of securities of the subject company/ies / has not received compensation for investment banking or merchant banking or brokerage services from the subject company/ies / has not received compensation for products or services other than investment banking or merchant banking or brokerage services from the subject company/ies / has not received compensation or other benefits from the subject company/ies or third party in connection with the Report of the subject company/ies during the past twelve months / has not served as an officer, director or employee of subject Company/ies and is not engaged in market making activity of the subject Company/ies.

Dealmoney or its associates are engaged in various financial services business, thus, it might have, received any compensation / managed or co-managed public offering of securities of the subject company/ies / received compensation for investment banking or merchant banking or brokerage services from the subject company/ies / received compensation for products or services other than investment banking or merchant banking or brokerage services from the subject company/ies / received compensation or other benefits from the subject company/ies or third party in connection with the Report of subject company/ies during the past twelve months engaged in market making activity for the subject company/ies.

Dealmoney group companies provides finance related product services like distribution of financial products and as such is a provider of many services like loans, mutual funds, tax & trust planning etc. mentioned in this brochure. And hence, Dealmoney do not warranty / guarantee about performance of any products and customer servicing w.r.t third party products per se.

Third party products are subject to code of conduct to be adhered to by the representatives of Dealmoney and Dealmoney is not responsible for the losses, whether actual or notional incurred by any investor. Services assured and expected may vary from actual service and Dealmoney does not guarantee about the quality of services. Investments in securities and commodities are subject to market and other risks and there is no assurance or guarantee that the objectives of any of the Investments/Schemes/product would be achieved. Past performances are only indicative and returns are not assured and guaranteed by Dealmoney group companies. The price, value of and income from any of the securities or financial instruments mentioned in this report can fall as well as rise. The value of securities and financial instruments is subject to exchange rate fluctuation that may have a positive or adverse effect on the price or income of such securities or financial instruments.

Reports on technical and derivative analysis are based on studying charts of a stock's price movement, outstanding positions and trading volume as opposed to focussing on a company's fundamentals and as such, may not match with a report on a company's fundamentals. The opinions expressed in the Report are our current opinions as of the date of this report and may be subject to change from time to time without notice. Dealmoney or any persons connected with it do not accept any liability arising from use of this material/document/Report.

Information/ opinion conveyed through this material/document/Report are strictly meant for the registered Clients of Dealmoney group of Companies of the respective segments. This information is not intended for distribution to, or use by, any person or entity in any jurisdiction or country where such distribution or use would be contrary to law or regulation or which would subject Dealmoney or its affiliates to any registration requirement within such jurisdiction or country. This information does not constitute an offer to sell or a solicitation of an offer to buy any financial products to any person in any jurisdiction where it is unlawful to make such an offer or solicitation. No part of this material may be duplicated in whole or in part in any form and / or redistributed without the prior written consent of Dealmoney. This material/document/Report is being supplied to you solely for your information, and its contents, information or data may not be reproduced, redistributed or passed on directly or indirectly. Recipients of the Report shall always independently verify reliability and suitability of the Report and opinions before investing.

For Company details, please visit our website [www.dealmoneyonline.com](http://www.dealmoneyonline.com)

For research related query, write to us at [research@dealmoney.in](mailto:research@dealmoney.in)