

13th November 2020

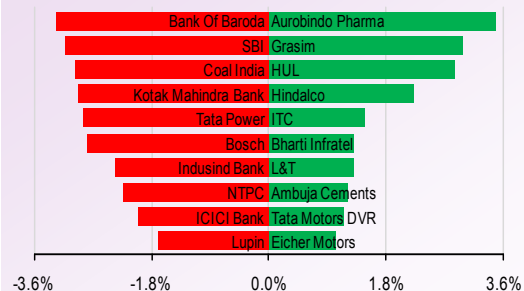
## NIFTY TO TRADE BETWEEN 12,750-12,600.

Bulls have finally hit the roadblock after eight consecutive session of hell march and closed in red. 12,750 were acting as an initial resistance zone and it reversed from the same. 12,580-12,600 would be acting as an initial support zone below that it will move towards 12,400 levels.

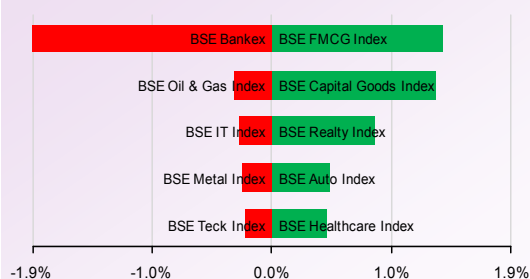
## TRADERS COMMENT

Benchmark indices snapped eight days of winning streak to end lower on Thursday, shrugging off Finance Minister Nirmala Sitharaman's 12 measures under the AatmaNirbhar Bharat 3.0 to boost the economy. Nifty ended lower by 58.40 points or 0.46% at 12,690.80 level and Sensex ended lower by 236.48 points or 0.54% at 43357.19.

## NIFTY MOVERS & SHAKERS



## TOP 5 SECTOR MOVERS



## Chart of the Day HAVELLS FUT Sell below Rs 809.

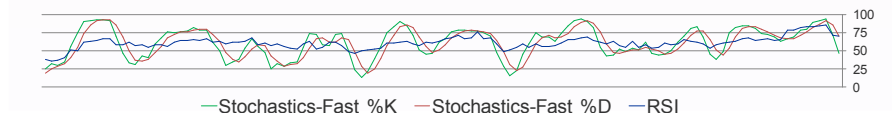
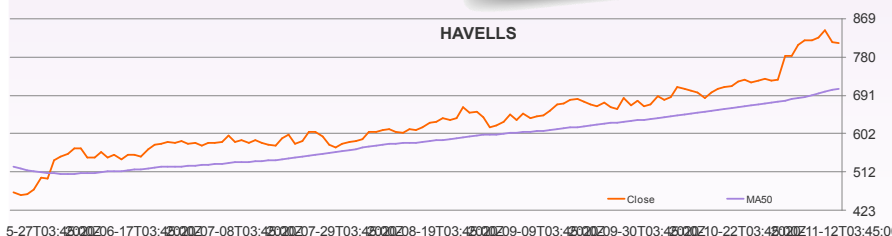
The stock is trading below to its prior low and below to its 20 ema support. We recommend sell only Below Rs809 with the stoploss of Rs817 for the target of Rs790.

## Chart of the Day

Sell:HAVELLS FUT CMP:813.50

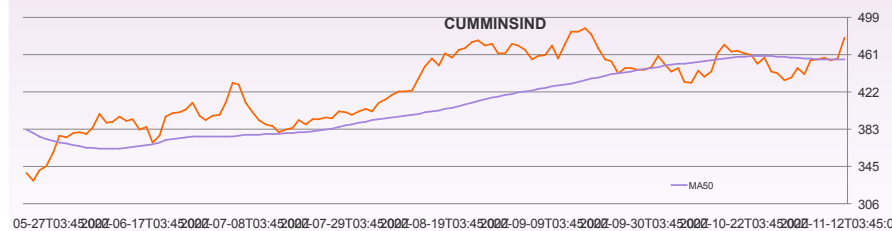
## Technical Call of the Day

Buy:CUMMINSIND CMP:478



## Technical call of the Day CUMMINSIND Buy above Rs 481.

We recommend a Buy in the stock only above Rs481 with the stoploss of Rs470 for the target of Rs500.



We are also available on:



E-mail : [research@Dealmoney.in](mailto:research@Dealmoney.in)  
[www.dealmoneyonline.com](http://www.dealmoneyonline.com)

STOCKS TRADING IN POSITIVE ZONE: TATACHEM, HINDUNILVR.  
 STOCKS TRADING IN NEGATIVE ZONE: ICICIBANK, IGL.

# DAILY DIGEST

- Lupin:** Lupin in alliance with Concord Biotech (Concord) has received approval from the United States Food and Drug Administration (USFDA) for Tacrolimus Capsules USP, 0.5 mg, 1 mg, and 5 mg, to market a generic version of Prograf Capsules, 0.5 mg, 1 mg, and 5 mg, of Astellas Pharma US, Inc..

CMP:	895.5
P/E(ttm):	46.8
Impact	Positive
- Grasim Industries Ltd:** Grasim Industries Ltd reported a 3.30 percent increase in consolidated net profit at Rs 1,521.40 crore for the second quarter ended September 2020. The company had posted a net profit of Rs 1,472.77 crore during the July-September quarter of the previous fiscal.

CMP:	827.0
P/E(ttm):	68.1
Impact	Neutral
- Eicher Motors Ltd:** Eicher Motors Ltd on Thursday reported a 40% decline in its consolidated net profit to ₹343 crore in the September quarter. The company's revenue from operations in the quarter stood at ₹2,134 crore, down 2.65% YoY on account of lower sales of Royal Enfield motorcycles and commercial vehicles.

CMP:	2350.8
P/E(ttm):	45.3
Impact	Positive
- Sun TV Network:** Sun TV's profit for the quarter ended September 30, 2020 declined 5.62 per cent to Rs 345.91 crore, from Rs.366.51 crore in the same quarter a year ago. Revenues for the quarter stood at Rs 756.16 crore as against Rs 773.93 crore in the year-ago period.

CMP:	442.1
P/E(ttm):	13.7
Impact	Neutral
- Jubilant FoodWorks Ltd:** Jubilant FoodWorks Ltd, which operates the Domino's Pizza chain and Dunkin' Donuts outlets in India, on Thursday reported a 3.85% jump in September quarter consolidated net profit at ₹75.7 crore. Consolidated revenue from operations was down 18.2% to ₹816.32 crore compared to ₹998.05 crore reported in the year ago period.

CMP:	2339.2
P/E(ttm):	241.1
Impact	Positive

ttm = trailing twelve months

## Economic Snapshot

- The Finance Minister Nirmala Sitharaman on November 12 announced more measures to boost the economic recovery, under the stimulus package Aatmanirbhar 3.0. The FM addressed concerns of several sectors like realty, MSME, exports and agriculture in the package, ahead of Diwali. And announced Aatmanirbhar Bharat Rozgar Yojana to create new jobs, extended the Emergency Credit Line Guarantee Scheme (ECLGS) till March 31, 2021, and launched credit guarantee support for 26 stressed sectors, production linked incentives (PLI) for 10 more sectors, Rs 65,000 crore fertiliser subsidy to farmers and increased differential to 20 percent from 10 percent only for primary residential property sale until June 2021. believe it will give a strong push to the economy to grow in double-digit in FY22 and it is a great move to make India a manufacturing hub in coming years.
- With an aim to make the capital goods sector globally competitive and to become the manufacturing hub for the world, the government has set up a 22-member inter-ministerial committee in strengthening the Capital Goods (CG) Sector through interventions that help the CG Sector in contributing more actively in the national goal of achieving a \$5 trillion economy and a \$1 trillion manufacturing sector. The Committee will look into on all such issues pertaining to the Capital Goods Sector including technology development, mother technology development, global value chains, testing, skill training, global standards, reciprocity issues, custom duties to make this sector globally competitive and to become the manufacturing hub for the world. Any other relevant issue pertaining to the Capital Goods sector may also be brought before the Committee with the prior approval of the Chairman.



# I-SOT

## INTRADAY STOCK TRADING

FREQUENCY	ALLOCATION	DURATION	RISK
4 calls a Day	Average Daily Premium of Rs.50,000	Intraday	High Risk

### SALIENT FEATURES:

- 👍 Fixed time for call generation – 2 calls at 9:30am and 2 calls @ 12:00pm
- 👍 High Risk – High Returns product
- 👍 Focused product for Intraday Derivative Traders
- 👍 Daily 4 calls to gain from intraday momentum
- 👍 High beta Midcap and Large cap F&O stocks for better entry and exit.

# DAILY DIGEST

## DERIVATIVES

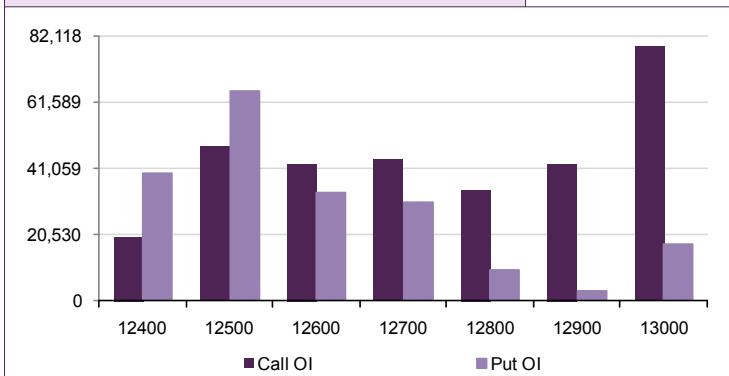
### Open Interest Gainers

Stock	Open Interest (contracts)	OI Change (%)	Price (Rs.)	Price change (%)
CUMMINSIND	1,846,800	26.3%	480.65	4.8%
IBULHSGFIN	20,522,000	22.9%	171.90	7.7%
ICICIGI	209,950	19.9%	1264.15	-0.6%
RECLTD	27,774,000	16.2%	118.95	1.7%
SUNTV	6,465,000	14.0%	444.00	0.0%

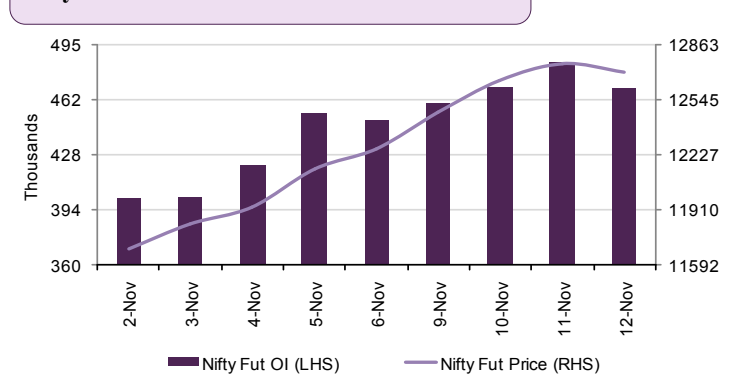
### Open Interest Losers

Stock	Open Interest (contracts)	OI Change (%)	Price (Rs.)	Price change (%)
BATAINDIA	1,049,950	-10.4%	1345.90	1.2%
APOLLOHOSP	1,864,000	-10.1%	2107.90	-3.8%
IGL	4,120,875	-8.9%	440.15	-1.8%
NMDC	26,786,600	-8.3%	90.85	0.2%
BHEL	66,948,000	-8.0%	28.40	1.1%

### Nifty Option OI Distribution



### Nifty OI Vs Futures Price



### Top 5 Traded Stock Futures

Stock	Expiry Date	No of contracts traded	Contract value (Rs. Lacs)	LTP
RELIANCE	26-Nov-20	39,599	398,966	1989
BAJFINANCE	26-Nov-20	25,011	265,771	4278
AXISBANK	26-Nov-20	27,103	194,875	600
AUROPHARMA	26-Nov-20	28,271	155,219	841
SBIN	26-Nov-20	21,708	149,571	228

### Top 5 Traded Stock Options

Stock	Expiry Date	Option Type	Strike price	No of contracts traded	Contract value (Rs. Lacs)	LTP
RELIANCE	26-Nov-20	CE	2,100	21,304	229,528	28.10
RELIANCE	26-Nov-20	CE	2,000	10,726	111,962	60.70
RELIANCE	26-Nov-20	CE	2,200	7,675	85,864	13.30
RELIANCE	26-Nov-20	PE	1,900	7,923	77,297	30.65
ITC	26-Nov-20	CE	200	11,342	73,073	1.50

### Top 5 Contract Future Volumes

Stock	Expiry Date	No of Contracts traded	Current Cash Volume	Cash Delivery %
RELIANCE	26-Nov-20	39,599	6,746,860	3651.0%
AUROPHARMA	26-Nov-20	28,271	2,637,296	1536.0%
AXISBANK	26-Nov-20	27,103	11,664,561	3406.0%
BAJFINANCE	26-Nov-20	25,011	630,740	1128.0%
SBIN	26-Nov-20	21,708	13,767,236	2339.0%

### Bottom 5 Contract Future Volumes

Stock	Expiry Date	No of Contracts traded	Current Cash Volume	Cash Delivery %
JINDALSTEL	26-Nov-20	23	982,648	1917.0%
BHEL	26-Nov-20	279	9,213,568	3154.0%
ICICIGI	26-Nov-20	279	303,800	5559.0%
TORNTPOWER	26-Nov-20	472	306,060	3807.0%
MFSL	26-Nov-20	581	186,625	2997.0%

# DAILY DIGEST

## SUPPORT / RESISTANCE LEVEL

Company Name	Closing Price	S3	S2	S1	Pivot	R1	R2	R3
ACC	1674.90	1618.65	1637.40	1656.15	1671.10	1689.85	1723.55	1757.25
Adani Ports	368.05	356.60	360.42	364.23	369.92	373.73	383.23	392.73
Ambuja Cements	262.85	248.05	252.98	257.92	261.13	266.07	274.22	282.37
Asian Paints	2171.80	2122.25	2138.77	2155.28	2178.52	2195.03	2234.78	2274.53
Aurobindo Pharma	839.00	736.00	770.33	804.67	834.33	868.67	932.67	996.67
Axis Bank	599.70	567.15	578.00	588.85	599.65	610.50	632.15	653.80
Bajaj Auto	3017.45	2951.60	2973.55	2995.50	3018.20	3040.15	3084.80	3129.45
Bank Of Baroda	45.65	43.55	44.25	44.95	46.10	46.80	48.65	50.50
Bharti Airtel	479.85	466.90	471.22	475.53	479.37	483.68	491.83	499.98
Bharti Infratel	179.20	171.40	174.00	176.60	179.20	181.80	187.00	192.20
BHEL	28.10	27.15	27.47	27.78	28.12	28.43	29.08	29.73
Bosch	11895.20	11378.80	11550.93	11723.07	12002.13	12174.27	12625.47	13076.67
BPCL	394.65	378.30	383.75	389.20	392.55	398.00	406.80	415.60
Cipla	739.70	708.15	718.67	729.18	744.02	754.53	779.88	805.23
Coal India	122.10	115.50	117.70	119.90	123.20	125.40	130.90	136.40
Dr. Reddy'S Lab	4826.85	4685.00	4732.28	4779.57	4852.28	4899.57	5019.57	5139.57
Eicher Motors	2350.75	2235.50	2273.92	2312.33	2340.42	2378.83	2445.33	2511.83
Gail	93.05	91.20	91.82	92.43	93.22	93.83	95.23	96.63
Grasim	826.95	775.20	792.45	809.70	820.35	837.60	865.50	893.40
HCL Technologies	824.70	807.00	812.90	818.80	827.90	833.80	848.80	863.80
HDFC	2332.10	2191.10	2238.10	2285.10	2314.45	2361.45	2437.80	2514.15
HDFC Bank	1371.70	1331.45	1344.87	1358.28	1373.42	1386.83	1415.38	1443.93
Hero Motocorp	3085.80	2974.00	3011.27	3048.53	3074.27	3111.53	3174.53	3237.53
Hindalco	208.60	197.10	200.93	204.77	208.08	211.92	219.07	226.22
HUL	2192.10	2042.50	2092.37	2142.23	2173.12	2222.98	2303.73	2384.48
ICICI Bank	476.70	459.15	465.00	470.85	477.20	483.05	495.25	507.45
Idea	8.50	8.15	8.27	8.38	8.52	8.63	8.88	9.13
Indusind Bank	769.20	720.75	736.90	753.05	777.95	794.10	835.15	876.20
Infosys	1117.75	1085.50	1096.25	1107.00	1124.50	1135.25	1163.50	1191.75
ITC	188.00	178.95	181.97	184.98	186.87	189.88	194.78	199.68
Kotak Mahindra Bank	1754.75	1697.90	1716.85	1735.80	1767.40	1786.35	1836.90	1887.45
L&T	1073.20	1029.05	1043.77	1058.48	1067.17	1081.88	1105.28	1128.68
Lupin	895.50	839.90	858.43	876.97	907.08	925.62	974.27	1022.92
M&M	632.70	604.60	613.97	623.33	638.87	648.23	673.13	698.03
Maruti Suzuki India	6836.85	6654.00	6714.95	6775.90	6852.95	6913.90	7051.90	7189.90
NTPC	90.80	88.20	89.07	89.93	91.27	92.13	94.33	96.53
ONGC	71.55	68.60	69.58	70.57	71.73	72.72	74.87	77.02
Power Grid	189.50	183.35	185.40	187.45	189.20	191.25	195.05	198.85
RIL	1980.00	1921.55	1941.03	1960.52	1984.48	2003.97	2047.42	2090.87
SBI	226.80	217.95	220.90	223.85	228.60	231.55	239.25	246.95
Sun Pharma	509.25	486.70	494.22	501.73	509.72	517.23	532.73	548.23
Tata Motors	151.20	146.15	147.83	149.52	151.68	153.37	157.22	161.07
Tata Motors DVR	61.75	58.20	59.38	60.57	61.73	62.92	65.27	67.62
Tata Power	55.60	53.00	53.87	54.73	56.07	56.93	59.13	61.33
Tata Steel	473.15	452.70	459.52	466.33	473.12	479.93	493.53	507.13
TCS	2671.05	2610.50	2630.68	2650.87	2681.93	2702.12	2753.37	2804.62
Tech Mahindra	843.25	821.10	828.48	835.87	841.93	849.32	862.77	876.22
Ultratech	4846.10	4702.00	4750.03	4798.07	4832.28	4880.32	4962.57	5044.82
Wipro	345.55	337.90	340.45	343.00	346.85	349.40	355.80	362.20
Yes Bank	14.35	12.50	13.12	13.73	14.22	14.83	15.93	17.03
Zee Entertainment	198.45	189.30	192.35	195.40	197.70	200.75	206.10	211.45



## Disclaimer

For private circulation only

Website: [www.dealmoneyonline.in](http://www.dealmoneyonline.in)

**DISCLAIMER** : SEBI Research Analyst Registration No: INH000002319 For any grievance mail at [compliance@dealmoney.in](mailto:compliance@dealmoney.in)

Dealmoney Securities Private Limited (hereinafter referred to as "Dealmoney") is a registered Member of National Stock Exchange of India Limited, Bombay Stock Exchange Limited and MCX Stock Exchange Limited. Dealmoney is also registered as a Depository Participant with CDSL. Dealmoney is in the process of making an application with SEBI for registering it as a Research Entity in terms of SEBI (Research Analyst) Regulations, 2014. Dealmoney or its associates has not been debarred/ suspended by SEBI or any other regulatory authority for accessing /dealing in securities Market and no material disciplinary action has been taken by SEBI/other regulatory authorities impacting Dealmoney's Equity Research Analysis. Dealmoney or its associates/ analyst including its relatives do not hold any actual/beneficial ownership of more than 1% in the company/ies covered by Analyst (hereinafter referred to as "Subject Company/ies"). Dealmoney or its associates/analyst including its relatives may hold financial interest in the company/ies covered by Analyst (hereinafter referred to as "Subject Company/ies"). Dealmoney or its associates/ analysts or his/her relative does not receive any compensation or other benefits from the subject company/ies mentioned in this research report (hereinafter referred to as "Report") or from a third party in connection with preparation of the report. Accordingly, Dealmoney or its associates/analyst or his/her relative does not have any other material conflict of interest at the time of publication of the Report.

Research analyst/s engaged in preparation of the Report, has not received any compensation / managed or co-managed public offering of securities of the subject company/ies / has not received compensation for investment banking or merchant banking or brokerage services from the subject company/ies / has not received compensation for products or services other than investment banking or merchant banking or brokerage services from the subject company/ies / has not received compensation or other benefits from the subject company/ies or third party in connection with the Report of the subject company/ies during the past twelve months / has not served as an officer, director or employee of subject Company/ies and is not engaged in market making activity of the subject Company/ies.

Dealmoney group companies provides finance related product services like distribution of financial products and as such is a provider of many services like loans, mutual funds, tax & trust planning etc. mentioned in this brochure. And hence, Dealmoney do not warranty / guarantee about performance of any products and customer servicing w.r.t third party products per se.

Third party products are subject to code of conduct to be adhered to by the representatives of Dealmoney and Dealmoney is not responsible for the losses, whether actual or notional incurred by any investor. Services assured and expected may vary from actual service and Dealmoney does not guarantee about the quality of services. Investments in securities and commodities are subject to market and other risks and there is no assurance or guarantee that the objectives of any of the Investments/Schemes/product would be achieved. Past performances are only indicative and returns are not assured and guaranteed by Dealmoney group companies. The price, value of and income from any of the securities or financial instruments mentioned in this report can fall as well as rise. The value of securities and financial instruments is subject to exchange rate fluctuation that may have a positive or adverse effect on the price or income of such securities or financial instruments.

Reports on technical and derivative analysis are based on studying charts of a stock's price movement, outstanding positions and trading volume as opposed to focussing on a company's fundamentals and as such, may not match with a report on a company's fundamentals. The opinions expressed in the Report are our current opinions as of the date of this report and may be subject to change from time to time without notice. Dealmoney or any persons connected with it do not accept any liability arising from use of this material/document/Report.

Information/ opinion conveyed through this material/document/Report are strictly meant for the registered Clients of Dealmoney group of Companies of the respective segments. This information is not intended for distribution to, or use by, any person or entity in any jurisdiction or country where such distribution or use would be contrary to law or regulation or which would subject Dealmoney or its affiliates to any registration requirement within such jurisdiction or country. This information does not constitute an offer to sell or a solicitation of an offer to buy any financial products to any person in any jurisdiction where it is unlawful to make such an offer or solicitation. No part of this material may be duplicated in whole or in part in any form and / or redistributed without the prior written consent of Dealmoney. This material/document/Report is being supplied to you solely for your information, and its contents, information or data may not be reproduced, redistributed or passed on directly or indirectly.

Recipients of the Report shall always independently verify reliability and suitability of the Report and opinions before investing.

For Company details, please visit our website [www.dealmoneyonline.com](http://www.dealmoneyonline.com)

For research related query, write to us at [research@dealmoney.in](mailto:research@dealmoney.in)