

14th December 2020

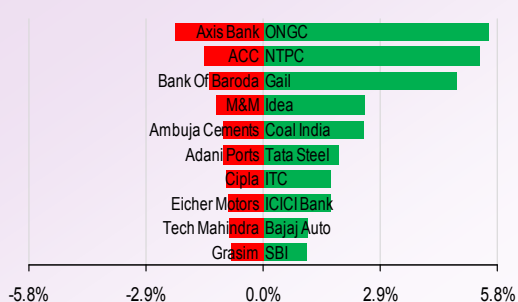
NIFTY TO TRADE BETWEEN 13,550-13,400.

Nifty opened with gap up and traded in green zone for most part of trading session. In second half a drop of ~170 points could be witnessed from high but eventually it recovered from day low. On daily scale index has hit the resistance of rising channel. On previous occasion when it hit that resistance, it retested the support of channel. So going by historical chart we expect similar kind of movement. RSI is trading in overbought zone, index below 13,380 levels will move towards 13,000 levels. 11,620 levels.

TRADERS COMMENT

After a volatile trading session, market indices closed near record highs on Friday. Market earlier reversed trend backed by mixed Asian markets and weak opening in European equities. Nifty ended higher by 35.6 points or 0.26% at 13,513.90 level and Sensex ended higher by 139.13 points or 0.30% at 46,099.01.

NIFTY MOVERS & SHAKERS



TOP 5 SECTOR MOVERS

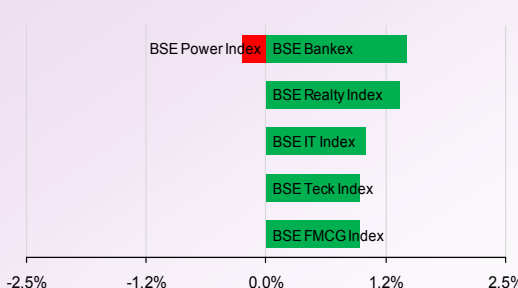


Chart of the Day MUTHOOTFIN FUT Sell below Rs 1175.

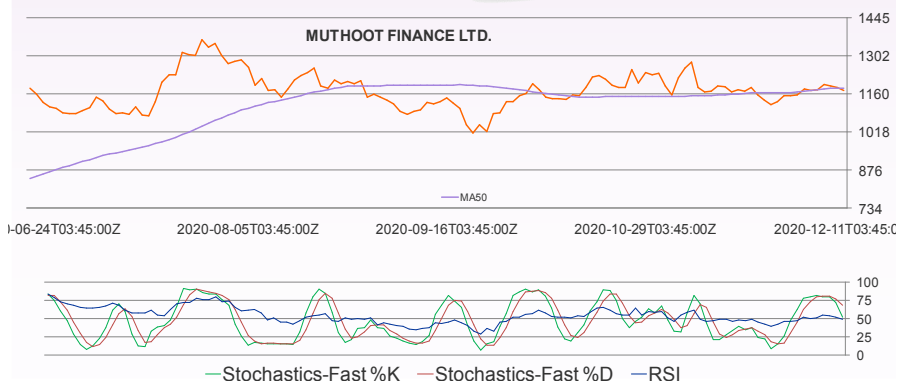
The stock is trading below to its prior low and below to its 20 ema support. We recommend sell only Below Rs1175 with the stoploss of Rs1210 for the target of Rs1125. target of Rs41 .for the target of

Chart of the Day

Sell:MUTHOOTFIN FUT CMP:1175.2

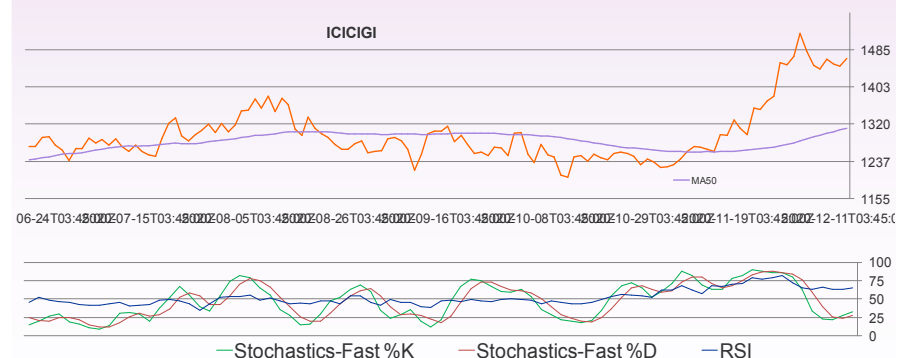
Technical Call of the Day

Buy:ICICIGI CMP:1466.5



Technical call of the Day ICICIGI Buy above Rs 1480.

We recommend a Buy in the stock only above Rs1480 with the stoploss of Rs1450 for the target of Rs1540.



STOCKS TRADING IN POSITIVE ZONE: ONGC, NTPC.
STOCKS TRADING IN NEGATIVE ZONE: AXISBANK, M&M.

We are also available on:



E-mail : research@DealmonKey.in
www.dealmoneyonline.com

- Maruti:** Maruti Suzuki India (MSI) is looking to enter the diesel segment once again next year as the vertical continues to draw a lot of customers especially in the high selling SUV and multipurpose vehicle segments.

| | |
|-----------|----------|
| CMP: | 7733.6 |
| P/E(ttm): | 587.6 |
| Impact | Positive |
- Alembic Pharmaceuticals:** Drug firm Alembic Pharmaceuticals has received final approval from the US health regulator for Asenapine Sublingual tablets, indicated for treatment of bipolar disorder. The approved product is therapeutically equivalent to the reference listed drug product Saphris Sublingual tablets of Allergan Sales, LLC.

| | |
|-----------|----------|
| CMP: | 1085.8 |
| P/E(ttm): | 52.8 |
| Impact | Positive |
- LT:** Larsen & Toubro has emerged as the lowest bidder to construct the main plant of Kudankulam 5&6 units for Nuclear Power Corporation of India Limited. Work includes construction of reactor building, reactor auxiliary building, turbine building and other associated safety related structures for the two new units. The project is expected to be completed in 64 months.

| | |
|-----------|----------|
| CMP: | 1194.3 |
| P/E(ttm): | 32.3 |
| Impact | Positive |
- Indian Hume Pipe:** Indian Hume Pipe Co Ltd on Friday said it has received letter of acceptance from the Uttar Pradesh government for providing water supply schemes in 550 villages in the state at an approximate value of Rs 550 crore.

| | |
|-----------|----------|
| CMP: | 192.4 |
| P/E(ttm): | 14.7 |
| Impact | Positive |
- Canara Bank:** Canara Bank on Friday said it has successfully raised ₹2,000 crore equity capital by issuing over 19 crore shares to eligible investors. LIC emerged as the largest investor in the bank's qualified institutional placement (QIP) issue.

| | |
|-----------|----------|
| CMP: | 125.3 |
| P/E(ttm): | 27.8 |
| Impact | Positive |

ttm = trailing twelve months

Economic Snapshot

- The Finance Ministry on Saturday said it has approved Rs 9,879.61 crore worth capital expenditure proposals of 27 states. Of this, Rs 4,939.81 crore has been released as the first instalment. In a statement, the ministry said all states, except Tamil Nadu, have availed benefits of the newly announced scheme for 'Special Assistance to States for Capital Expenditure', which was announced on October 12 as part of AatmaNirbhar Bharat package. The ministry said the scheme is aimed at boosting capital expenditure by the state governments who are facing difficult financial environment this year due to the shortfall in tax revenue arising from the COVID 19 pandemic. The capital expenditure projects have been approved in diverse sectors like, health, rural development, water supply, irrigation, power, transport, education, urban development. The capital expenditure projects have been approved in diverse sectors like, health, rural development, water supply, irrigation, power, transport, education, urban development.
- Retirement fund body EPFO is likely to credit 8.5 percent rate of interest for 2019-20 in the employees' provident fund (EPF) accounts of around six crore subscribers in one go by the end of December. Earlier in September this year, the Employees Provident Fund Organisation had decided to split 8.5 percent interest into two installments of 8.15 percent and 0.35 percent in its trustees meet headed by Labour Minister Santosh Gangwar. A highly placed source told PTI that the Labour Ministry has sent a proposal to the Finance Ministry to give concurrence to credit 8.5 percent rate of interest on EPF for 2019-20 earlier this month.



I-SOT

INTRADAY STOCK TRADING

| FREQUENCY | ALLOCATION | DURATION | RISK |
|---------------|------------------------------------|----------|-----------|
| 4 calls a Day | Average Daily Premium of Rs.50,000 | Intraday | High Risk |

SALIENT FEATURES:

- 👍 Fixed time for call generation – 2 calls at 9:30am and 2 calls @ 12:00pm
- 👍 High Risk – High Returns product
- 👍 Focused product for Intraday Derivative Traders
- 👍 Daily 4 calls to gain from intraday momentum
- 👍 High beta Midcap and Large cap F&O stocks for better entry and exit.

DERIVATIVES

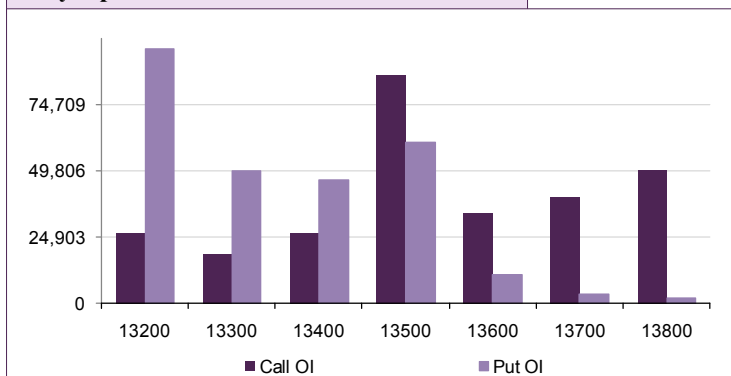
Open Interest Gainers

| Stock | Open Interest (contracts) | OI Change (%) | Price (Rs.) | Price change (%) |
|------------|---------------------------|---------------|-------------|------------------|
| ONGC | 48,556,200 | 18.4% | 97.25 | 5.6% |
| TVSMOTOR | 5,847,800 | 14.5% | 486.00 | -2.7% |
| NATIONALUM | 48,365,000 | 13.3% | 42.85 | 1.9% |
| GAIL | 22,319,900 | 12.3% | 126.45 | 4.8% |
| ACC | 3,387,500 | 11.9% | 1616.55 | -1.5% |

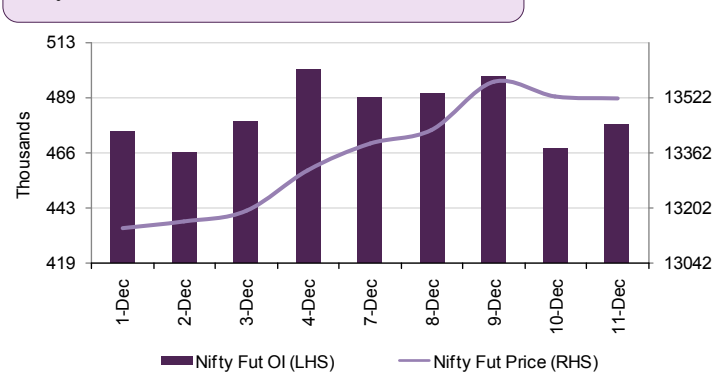
Open Interest Losers

| Stock | Open Interest (contracts) | OI Change (%) | Price (Rs.) | Price change (%) |
|------------|---------------------------|---------------|-------------|------------------|
| ICICIPRULI | 4,275,000 | -14.0% | 499.80 | 0.1% |
| LICHSGFIN | 9,650,000 | -12.3% | 352.70 | 1.6% |
| PNB | 94,948,000 | -9.9% | 39.20 | 2.5% |
| HDFCLIFE | 14,762,000 | -9.4% | 665.05 | 0.6% |
| CUMMINSIND | 1,776,000 | -9.3% | 583.35 | 0.7% |

Nifty Option OI Distribution



Nifty OI Vs Futures Price



Top 5 Traded Stock Futures

| Stock | Expiry Date | No of contracts traded | Contract value (Rs. Lacs) | LTP |
|------------|-------------|------------------------|---------------------------|------|
| RELIANCE | 31-Dec-20 | 39,547 | 403,258 | 2008 |
| UPL | 31-Dec-20 | 34,595 | 199,952 | 437 |
| BAJFINANCE | 31-Dec-20 | 15,268 | 185,967 | 4862 |
| SBIN | 31-Dec-20 | 21,242 | 174,331 | 273 |
| TATASTEEL | 31-Dec-20 | 15,777 | 167,167 | 624 |

Top 5 Traded Stock Options

| Stock | Expiry Date | Option Type | Strike price | No of contracts traded | Contract value (Rs. Lacs) | LTP |
|----------|-------------|-------------|--------------|------------------------|---------------------------|-------|
| RELIANCE | 31-Dec-20 | CE | 2,100 | 23,862 | 257,698 | 33.70 |
| RELIANCE | 31-Dec-20 | CE | 2,050 | 18,021 | 191,758 | 50.30 |
| RELIANCE | 31-Dec-20 | CE | 2,000 | 14,771 | 154,930 | 71.15 |
| RELIANCE | 31-Dec-20 | CE | 2,200 | 10,458 | 117,071 | 14.50 |
| RELIANCE | 31-Dec-20 | PE | 2,000 | 8,048 | 83,559 | 61.90 |

Top 5 Contract Future Volumes

| Stock | Expiry Date | No of Contracts traded | Current Cash Volume | Cash Delivery % |
|----------|-------------|------------------------|---------------------|-----------------|
| RELIANCE | 31-Dec-20 | 39,547 | 3,553,151 | 2857.0% |
| UPL | 31-Dec-20 | 34,595 | 7,630,232 | 1517.0% |
| INFY | 31-Dec-20 | 23,410 | 7,059,725 | 6676.0% |
| ITC | 31-Dec-20 | 21,295 | 21,632,317 | 3586.0% |
| SBIN | 31-Dec-20 | 21,242 | 16,618,912 | 3307.0% |

Bottom 5 Contract Future Volumes

| Stock | Expiry Date | No of Contracts traded | Current Cash Volume | Cash Delivery % |
|----------|-------------|------------------------|---------------------|-----------------|
| CANBK | 31-Dec-20 | 308 | 3,195,534 | 1338.0% |
| ICICIGI | 31-Dec-20 | 772 | 441,898 | 6333.0% |
| PNB | 31-Dec-20 | 773 | 28,739,079 | 2466.0% |
| MINDTREE | 31-Dec-20 | 787 | 68,077 | 1833.0% |
| GMRINFRA | 31-Dec-20 | 808 | 4,916,439 | 4232.0% |

SUPPORT / RESISTANCE LEVEL

| Company Name | Closing Price | S3 | S2 | S1 | Pivot | R1 | R2 | R3 |
|---------------------|---------------|----------|----------|----------|----------|----------|----------|----------|
| ACC | 1608.75 | 1550.05 | 1569.62 | 1589.18 | 1624.57 | 1644.13 | 1699.08 | 1754.03 |
| Adani Ports | 466.30 | 450.40 | 455.70 | 461.00 | 468.00 | 473.30 | 485.60 | 497.90 |
| Ambuja Cements | 245.80 | 237.05 | 239.97 | 242.88 | 246.67 | 249.58 | 256.28 | 262.98 |
| Asian Paints | 2520.95 | 2453.10 | 2475.72 | 2498.33 | 2517.62 | 2540.23 | 2582.13 | 2624.03 |
| Aurobindo Pharma | 897.35 | 870.90 | 879.72 | 888.53 | 896.02 | 904.83 | 921.13 | 937.43 |
| Axis Bank | 613.25 | 585.05 | 594.45 | 603.85 | 617.75 | 627.15 | 650.45 | 673.75 |
| Bajaj Auto | 3327.65 | 3233.95 | 3265.18 | 3296.42 | 3316.78 | 3348.02 | 3399.62 | 3451.22 |
| Bank Of Baroda | 65.45 | 61.75 | 62.98 | 64.22 | 66.23 | 67.47 | 70.72 | 73.97 |
| Bharti Airtel | 504.40 | 486.10 | 492.20 | 498.30 | 503.40 | 509.50 | 520.70 | 531.90 |
| Bharti Infratel | 244.90 | 234.20 | 237.77 | 241.33 | 244.37 | 247.93 | 254.53 | 261.13 |
| BHEL | 35.95 | 33.90 | 34.58 | 35.27 | 36.13 | 36.82 | 38.37 | 39.92 |
| Bosch | 13163.10 | 12699.00 | 12853.70 | 13008.40 | 13204.70 | 13359.40 | 13710.40 | 14061.40 |
| BPCL | 397.40 | 376.60 | 383.53 | 390.47 | 398.93 | 405.87 | 421.27 | 436.67 |
| Cipla | 755.85 | 739.90 | 745.22 | 750.53 | 758.32 | 763.63 | 776.73 | 789.83 |
| Coal India | 138.25 | 128.30 | 131.62 | 134.93 | 137.82 | 141.13 | 147.33 | 153.53 |
| Dr. Reddy'S Lab | 5016.95 | 4885.55 | 4929.35 | 4973.15 | 5028.60 | 5072.40 | 5171.65 | 5270.90 |
| Eicher Motors | 2470.80 | 2395.75 | 2420.77 | 2445.78 | 2476.87 | 2501.88 | 2557.98 | 2614.08 |
| Gail | 125.85 | 111.30 | 116.15 | 121.00 | 124.90 | 129.75 | 138.50 | 147.25 |
| Grasim | 902.25 | 886.35 | 891.65 | 896.95 | 906.30 | 911.60 | 926.25 | 940.90 |
| HCL Technologies | 862.25 | 828.60 | 839.82 | 851.03 | 866.42 | 877.63 | 904.23 | 930.83 |
| HDFC | 2295.90 | 2226.30 | 2249.50 | 2272.70 | 2295.20 | 2318.40 | 2364.10 | 2409.80 |
| HDFC Bank | 1382.80 | 1351.00 | 1361.60 | 1372.20 | 1383.60 | 1394.20 | 1416.20 | 1438.20 |
| Hero Motocorp | 3185.30 | 3098.50 | 3127.43 | 3156.37 | 3197.93 | 3226.87 | 3297.37 | 3367.87 |
| Hindalco | 243.65 | 233.90 | 237.15 | 240.40 | 244.20 | 247.45 | 254.50 | 261.55 |
| HUL | 2374.75 | 2281.00 | 2312.25 | 2343.50 | 2364.25 | 2395.50 | 2447.50 | 2499.50 |
| ICICI Bank | 515.45 | 495.30 | 502.02 | 508.73 | 512.82 | 519.53 | 530.33 | 541.13 |
| Idea | 10.10 | 9.05 | 9.40 | 9.75 | 10.05 | 10.40 | 11.05 | 11.70 |
| Indusind Bank | 923.75 | 896.85 | 905.82 | 914.78 | 924.07 | 933.03 | 951.28 | 969.53 |
| Infosys | 1163.20 | 1138.55 | 1146.77 | 1154.98 | 1163.47 | 1171.68 | 1188.38 | 1205.08 |
| ITC | 216.30 | 208.75 | 211.27 | 213.78 | 215.87 | 218.38 | 222.98 | 227.58 |
| Kotak Mahindra Bank | 1920.40 | 1858.30 | 1879.00 | 1899.70 | 1914.20 | 1934.90 | 1970.10 | 2005.30 |
| L&T | 1194.30 | 1147.20 | 1162.90 | 1178.60 | 1197.70 | 1213.40 | 1248.20 | 1283.00 |
| Lupin | 939.40 | 907.10 | 917.87 | 928.63 | 939.32 | 950.08 | 971.53 | 992.98 |
| M&M | 727.55 | 697.50 | 707.52 | 717.53 | 732.12 | 742.13 | 766.73 | 791.33 |
| Maruti Suzuki India | 7733.55 | 7604.30 | 7647.38 | 7690.47 | 7743.08 | 7786.17 | 7881.87 | 7977.57 |
| NTPC | 102.40 | 92.40 | 95.73 | 99.07 | 100.98 | 104.32 | 109.57 | 114.82 |
| ONGC | 96.80 | 80.80 | 86.13 | 91.47 | 97.93 | 103.27 | 115.07 | 126.87 |
| Power Grid | 193.10 | 189.05 | 190.40 | 191.75 | 193.50 | 194.85 | 197.95 | 201.05 |
| RIL | 2005.80 | 1910.50 | 1942.27 | 1974.03 | 2006.02 | 2037.78 | 2101.53 | 2165.28 |
| SBI | 272.45 | 263.85 | 266.72 | 269.58 | 272.92 | 275.78 | 281.98 | 288.18 |
| Sun Pharma | 568.10 | 551.05 | 556.73 | 562.42 | 567.68 | 573.37 | 584.32 | 595.27 |
| Tata Motors | 178.85 | 171.55 | 173.98 | 176.42 | 178.93 | 181.37 | 186.32 | 191.27 |
| Tata Motors DVR | 74.70 | 71.55 | 72.60 | 73.65 | 75.05 | 76.10 | 78.55 | 81.00 |
| Tata Power | 72.80 | 70.20 | 71.07 | 71.93 | 73.02 | 73.88 | 75.83 | 77.78 |
| Tata Steel | 621.70 | 603.05 | 609.27 | 615.48 | 620.47 | 626.68 | 637.88 | 649.08 |
| TCS | 2783.60 | 2721.40 | 2742.13 | 2762.87 | 2785.28 | 2806.02 | 2849.17 | 2892.32 |
| Tech Mahindra | 919.40 | 901.90 | 907.73 | 913.57 | 922.28 | 928.12 | 942.67 | 957.22 |
| Ultratech | 5015.00 | 4873.35 | 4920.57 | 4967.78 | 5003.22 | 5050.43 | 5133.08 | 5215.73 |
| Wipro | 353.50 | 345.30 | 348.03 | 350.77 | 355.38 | 358.12 | 365.47 | 372.82 |
| Yes Bank | 19.45 | 18.15 | 18.58 | 19.02 | 19.88 | 20.32 | 21.62 | 22.92 |
| Zee Entertainment | 212.70 | 202.30 | 205.77 | 209.23 | 212.97 | 216.43 | 223.63 | 230.83 |

Disclaimer

For private circulation only

Website: www.dealmoneyonline.in

DISCLAIMER : SEBI Research Analyst Registration No: INH000002319 For any grievance mail at compliance@dealmoney.in

Dealmoney Securities Private Limited (hereinafter referred to as "Dealmoney") is a registered Member of National Stock Exchange of India Limited, Bombay Stock Exchange Limited and MCX Stock Exchange Limited. Dealmoney is also registered as a Depository Participant with CDSL. Dealmoney is in the process of making an application with SEBI for registering it as a Research Entity in terms of SEBI (Research Analyst) Regulations, 2014. Dealmoney or its associates has not been debarred/ suspended by SEBI or any other regulatory authority for accessing /dealing in securities Market and no material disciplinary action has been taken by SEBI/other regulatory authorities impacting Dealmoney's Equity Research Analysis. Dealmoney or its associates/ analyst including its relatives do not hold any actual/beneficial ownership of more than 1% in the company/ies covered by Analyst (hereinafter referred to as "Subject Company/ies"). Dealmoney or its associates/analyst including its relatives may hold financial interest in the company/ies covered by Analyst (hereinafter referred to as "Subject Company/ies"). Dealmoney or its associates/ analysts or his/her relative does not receive any compensation or other benefits from the subject company/ies mentioned in this research report (hereinafter referred to as "Report") or from a third party in connection with preparation of the report. Accordingly, Dealmoney or its associates/analyst or his/her relative does not have any other material conflict of interest at the time of publication of the Report.

Research analyst/s engaged in preparation of the Report, has not received any compensation / managed or co-managed public offering of securities of the subject company/ies / has not received compensation for investment banking or merchant banking or brokerage services from the subject company/ies / has not received compensation for products or services other than investment banking or merchant banking or brokerage services from the subject company/ies / has not received compensation or other benefits from the subject company/ies or third party in connection with the Report of the subject company/ies during the past twelve months / has not served as an officer, director or employee of subject Company/ies and is not engaged in market making activity of the subject Company/ies.

Dealmoney group companies provides finance related product services like distribution of financial products and as such is a provider of many services like loans, mutual funds, tax & trust planning etc. mentioned in this brochure. And hence, Dealmoney do not warranty / guarantee about performance of any products and customer servicing w.r.t third party products per se.

Third party products are subject to code of conduct to be adhered to by the representatives of Dealmoney and Dealmoney is not responsible for the losses, whether actual or notional incurred by any investor. Services assured and expected may vary from actual service and Dealmoney does not guarantee about the quality of services. Investments in securities and commodities are subject to market and other risks and there is no assurance or guarantee that the objectives of any of the Investments/Schemes/product would be achieved. Past performances are only indicative and returns are not assured and guaranteed by Dealmoney group companies. The price, value of and income from any of the securities or financial instruments mentioned in this report can fall as well as rise. The value of securities and financial instruments is subject to exchange rate fluctuation that may have a positive or adverse effect on the price or income of such securities or financial instruments.

Reports on technical and derivative analysis are based on studying charts of a stock's price movement, outstanding positions and trading volume as opposed to focussing on a company's fundamentals and as such, may not match with a report on a company's fundamentals. The opinions expressed in the Report are our current opinions as of the date of this report and may be subject to change from time to time without notice. Dealmoney or any persons connected with it do not accept any liability arising from use of this material/document/Report.

Information/ opinion conveyed through this material/document/Report are strictly meant for the registered Clients of Dealmoney group of Companies of the respective segments. This information is not intended for distribution to, or use by, any person or entity in any jurisdiction or country where such distribution or use would be contrary to law or regulation or which would subject Dealmoney or its affiliates to any registration requirement within such jurisdiction or country. This information does not constitute an offer to sell or a solicitation of an offer to buy any financial products to any person in any jurisdiction where it is unlawful to make such an offer or solicitation. No part of this material may be duplicated in whole or in part in any form and / or redistributed without the prior written consent of Dealmoney. This material/document/Report is being supplied to you solely for your information, and its contents, information or data may not be reproduced, redistributed or passed on directly or indirectly.

Recipients of the Report shall always independently verify reliability and suitability of the Report and opinions before investing.

For Company details, please visit our website www.dealmoneyonline.com

For research related query, write to us at research@dealmoney.in