

15th December 2020

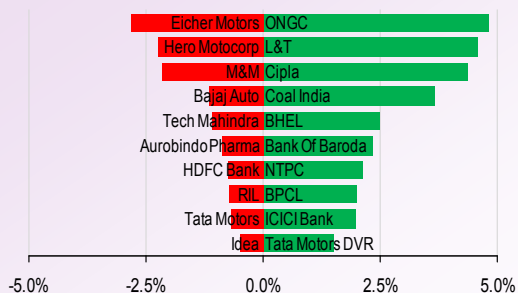
NIFTY TO TRADE BETWEEN 13,450-13,600.

It was high volatile day as nifty opened with gap up and gave up ~130 points from high, eventually it did recovered from lows and closed in green zone. 13,400 will continue to act as an initial support zone, till then index will remain in bullish momentum.

TRADERS COMMENT

The domestic equity market started the week on a strong note as the benchmark indices scaled fresh lifetime highs amid broad-based buying. Nifty ended higher by 44.30 points or 0.33% at 13,558.90 level and Sensex ended higher by 154.45 points or 0.34% at 46,253.46.

NIFTY MOVERS & SHAKERS



TOP 5 SECTOR MOVERS


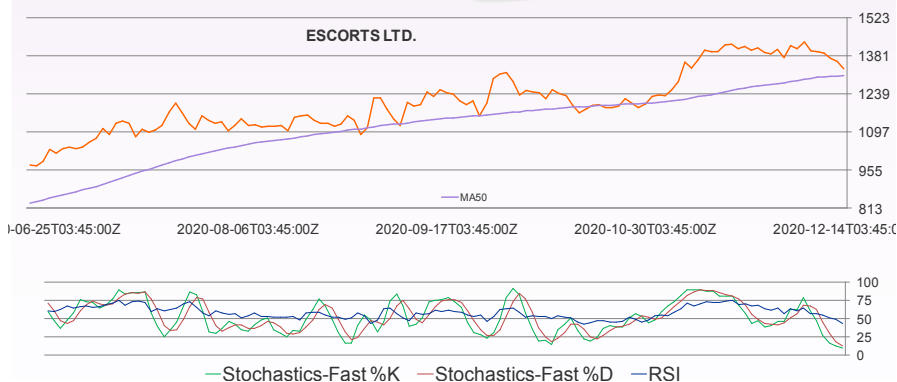


Chart of the Day ESCORTS FUT Sell below Rs 1339.

The stock is trading below to its prior low and below to its 20 ema support. We recommend sell only Below Rs1339 with the stoploss of Rs1376 for the target of Rs1300.



Technical call of the Day GUJGAS Buy above Rs 361.

We recommend a Buy in the stock only above Rs361 with the stoploss of Rs352 for the target of Rs380.

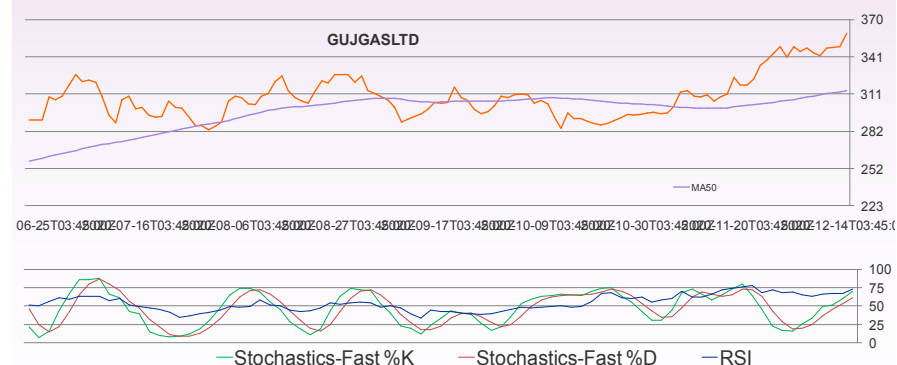


Chart of the Day
Sell:ESCORTS FUT CMP:1339.4

Technical Call of the Day
Buy:GUJGAS CMP:359.4

We are also available on:



E-mail : research@DealmonKey.in
www.dealmoneyonline.com

STOCKS TRADING IN POSITIVE ZONE: ONGC, L&T.
 STOCKS TRADING IN NEGATIVE ZONE: HEROMOTOCO, M&M.

<ul style="list-style-type: none"> Kotak Bank: Kotak Mahindra Bank (KMB) on December 14 said the RBI has approved the re-appointment of Uday Kotak as managing director of the bank for a further period of three years. The banking sector regulator also approved the appointment of part-time chairman Prakash Apte for three years. 	<table border="1"> <tr> <td>CMP:</td> <td>1939.4</td> </tr> <tr> <td>P/E(ttm):</td> <td>147.4</td> </tr> <tr> <td>Impact</td> <td>Neutral</td> </tr> </table>	CMP:	1939.4	P/E(ttm):	147.4	Impact	Neutral
CMP:	1939.4						
P/E(ttm):	147.4						
Impact	Neutral						
<ul style="list-style-type: none"> DHFL: Days after the committee of creditors (CoC) sought a fresh round of bidding for crisis-ridden non-banking finance company Dewan Housing Finance Corporation Ltd (DHFL) by all the four bidders, Oaktree Capital emerged as the highest bidder. 	<table border="1"> <tr> <td>CMP:</td> <td>39.7</td> </tr> <tr> <td>P/E(ttm):</td> <td>1.9</td> </tr> <tr> <td>Impact</td> <td>Positive</td> </tr> </table>	CMP:	39.7	P/E(ttm):	1.9	Impact	Positive
CMP:	39.7						
P/E(ttm):	1.9						
Impact	Positive						
<ul style="list-style-type: none"> Vodafone Idea: Vodafone Idea and Bajaj Finance, the lending and investment arm of Bajaj Finserv Group, have teamed up to facilitate easy access to smartphones at "affordable" EMIs, alongwith 6 months and 1-year prepaid plans from the telco, according to a statement. 	<table border="1"> <tr> <td>CMP:</td> <td>10.1</td> </tr> <tr> <td>P/E(ttm):</td> <td>0.3</td> </tr> <tr> <td>Impact</td> <td>Positive</td> </tr> </table>	CMP:	10.1	P/E(ttm):	0.3	Impact	Positive
CMP:	10.1						
P/E(ttm):	0.3						
Impact	Positive						
<ul style="list-style-type: none"> Shriram City Union Finance: Shriram City Union Finance on Monday said it will raise up to ₹200 crore by issuing bonds on private placement basis. 	<table border="1"> <tr> <td>CMP:</td> <td>1064.6</td> </tr> <tr> <td>P/E(ttm):</td> <td>81.5</td> </tr> <tr> <td>Impact</td> <td>Positive</td> </tr> </table>	CMP:	1064.6	P/E(ttm):	81.5	Impact	Positive
CMP:	1064.6						
P/E(ttm):	81.5						
Impact	Positive						
<ul style="list-style-type: none"> NMDC: NMDC on Monday announced that it will be offering ₹1,378-crore share buyback to investors for a period starting 17 December and closing on 31 December, 2021, the company said in a regulatory filing. 	<table border="1"> <tr> <td>CMP:</td> <td>116.7</td> </tr> <tr> <td>P/E(ttm):</td> <td>25.9</td> </tr> <tr> <td>Impact</td> <td>Positive</td> </tr> </table>	CMP:	116.7	P/E(ttm):	25.9	Impact	Positive
CMP:	116.7						
P/E(ttm):	25.9						
Impact	Positive						

ttm = trailing twelve months

Economic Snapshot

- The Finance Ministry on Saturday said it has approved Rs 9,879.61 crore worth capital expenditure proposals of 27 states. Of this, Rs 4,939.81 crore has been released as the first instalment. In a statement, the ministry said all states, except Tamil Nadu, have availed benefits of the newly announced scheme for 'Special Assistance to States for Capital Expenditure', which was announced on October 12 as part of AatmaNirbhar Bharat package. The ministry said the scheme is aimed at boosting capital expenditure by the state governments who are facing difficult financial environment this year due to the shortfall in tax revenue arising from the COVID 19 pandemic. The capital expenditure projects have been approved in diverse sectors like, health, rural development, water supply, irrigation, power, transport, education, urban development. The capital expenditure projects have been approved in diverse sectors like, health, rural development, water supply, irrigation, power, transport, education, urban development.
- Retirement fund body EPFO is likely to credit 8.5 percent rate of interest for 2019-20 in the employees' provident fund (EPF) accounts of around six crore subscribers in one go by the end of December. Earlier in September this year, the Employees Provident Fund Organisation had decided to split 8.5 percent interest into two installments of 8.15 percent and 0.35 percent in its trustees meet headed by Labour Minister Santosh Gangwar. A highly placed source told PTI that the Labour Ministry has sent a proposal to the Finance Ministry to give concurrence to credit 8.5 percent rate of interest on EPF for 2019-20 earlier this month.



I-SOT

INTRADAY STOCK TRADING

FREQUENCY	ALLOCATION	DURATION	RISK
4 calls a Day	Average Daily Premium of Rs.50,000	Intraday	High Risk

SALIENT FEATURES:

- 👍 Fixed time for call generation – 2 calls at 9:30am and 2 calls @ 12:00pm
- 👍 High Risk – High Returns product
- 👍 Focused product for Intraday Derivative Traders
- 👍 Daily 4 calls to gain from intraday momentum
- 👍 High beta Midcap and Large cap F&O stocks for better entry and exit.

DERIVATIVES

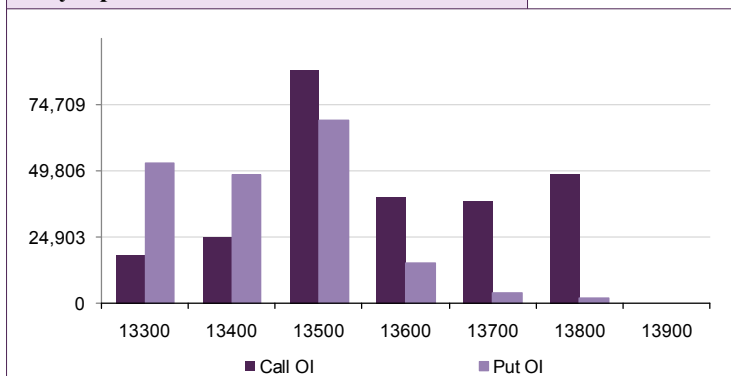
Open Interest Gainers

Stock	Open Interest (contracts)	OI Change (%)	Price (Rs.)	Price change (%)
BATAINDIA	1,202,300	21.5%	1633.45	4.3%
EICHERMOT	2,693,600	13.7%	2412.35	-2.8%
POWERGRID	19,532,000	12.9%	190.30	0.3%
HEROMOTOCO	4,053,300	11.6%	3096.40	-2.3%
ESCORTS	2,924,900	8.8%	1339.30	-2.0%

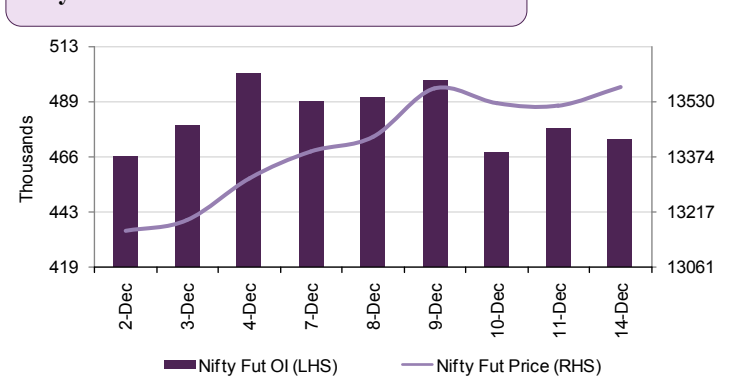
Open Interest Losers

Stock	Open Interest (contracts)	OI Change (%)	Price (Rs.)	Price change (%)
ICICIGI	576,725	-15.0%	1490.70	1.4%
LICHSGFIN	8,442,000	-12.5%	363.20	3.0%
ONGC	43,343,300	-10.7%	101.70	4.6%
MUTHOOTFIN	4,623,750	-6.2%	1196.30	1.7%
M&MFIN	16,503,648	-5.7%	172.65	-0.3%

Nifty Option OI Distribution



Nifty OI Vs Futures Price



Top 5 Traded Stock Futures

Stock	Expiry Date	No of contracts traded	Contract value (Rs. Lacs)	LTP
RELIANCE	31-Dec-20	18,876	190,776	1995
CIPLA	31-Dec-20	17,654	180,995	790
ICICIBANK	31-Dec-20	22,442	161,727	526
TATASTEEL	31-Dec-20	13,216	142,432	629
BAJFINANCE	31-Dec-20	9,994	122,359	4918

Top 5 Traded Stock Options

Stock	Expiry Date	Option Type	Strike price	No of contracts traded	Contract value (Rs. Lacs)	LTP
RELIANCE	31-Dec-20	CE	2,100	9,239	99,368	27.90
RELIANCE	31-Dec-20	CE	2,000	9,093	94,869	62.95
ICICIBANK	31-Dec-20	CE	550	10,799	82,899	8.15
CIPLA	31-Dec-20	CE	800	6,966	74,291	20.05
ICICIBANK	31-Dec-20	CE	520	9,755	72,310	20.00

Top 5 Contract Future Volumes

Stock	Expiry Date	No of Contracts traded	Current Cash Volume	Cash Delivery %
ICICIBANK	31-Dec-20	22,442	11,211,522	4252.0%
RELIANCE	31-Dec-20	18,876	2,832,392	3545.0%
CIPLA	31-Dec-20	17,654	4,548,183	2299.0%
AXISBANK	31-Dec-20	15,811	4,725,895	3244.0%
LT	31-Dec-20	15,804	3,067,692	3155.0%

Bottom 5 Contract Future Volumes

Stock	Expiry Date	No of Contracts traded	Current Cash Volume	Cash Delivery %
CANBK	31-Dec-20	95	2,719,456	2444.0%
PNB	31-Dec-20	164	14,583,958	2798.0%
COFORGE	31-Dec-20	405	23,836	1757.0%
MINDTREE	31-Dec-20	590	71,109	2603.0%
SHREECEM	31-Dec-20	666	10,099	2871.0%

SUPPORT / RESISTANCE LEVEL

Company Name	Closing Price	S3	S2	S1	Pivot	R1	R2	R3
ACC	1615.05	1590.00	1598.35	1606.70	1618.35	1626.70	1646.70	1666.70
Adani Ports	467.00	453.75	458.17	462.58	467.52	471.93	481.28	490.63
Ambuja Cements	246.45	241.10	242.88	244.67	246.83	248.62	252.57	256.52
Asian Paints	2548.15	2488.10	2508.12	2528.13	2541.02	2561.03	2593.93	2626.83
Aurobindo Pharma	889.40	869.85	876.37	882.88	894.42	900.93	918.98	937.03
Axis Bank	615.90	601.00	605.97	610.93	617.37	622.33	633.73	645.13
Bajaj Auto	3289.00	3195.45	3226.63	3257.82	3296.18	3327.37	3396.92	3466.47
Bank Of Baroda	67.00	64.80	65.53	66.27	66.88	67.62	68.97	70.32
Bharti Airtel	503.05	490.30	494.55	498.80	505.40	509.65	520.50	531.35
Bharti Infratel	246.35	228.95	234.75	240.55	246.85	252.65	264.75	276.85
BHEL	36.85	34.50	35.28	36.07	36.63	37.42	38.77	40.12
Bosch	13189.45	12839.00	12955.82	13072.63	13176.82	13293.63	13514.63	13735.63
BPCL	405.45	391.20	395.95	400.70	403.35	408.10	415.50	422.90
Cipla	789.30	759.40	769.37	779.33	786.32	796.28	813.23	830.18
Coal India	143.35	134.00	137.12	140.23	142.22	145.33	150.43	155.53
Dr. Reddy'S Lab	5022.80	4850.00	4907.60	4965.20	5009.60	5067.20	5169.20	5271.20
Eicher Motors	2400.45	2319.60	2346.55	2373.50	2419.25	2446.20	2518.90	2591.60
Gail	125.45	122.00	123.15	124.30	126.25	127.40	130.50	133.60
Grasim	911.45	888.60	896.22	903.83	913.92	921.53	939.23	956.93
HCL Technologies	873.00	840.55	851.37	862.18	868.92	879.73	897.28	914.83
HDFC	2302.65	2225.45	2251.18	2276.92	2296.28	2322.02	2367.12	2412.22
HDFC Bank	1372.15	1348.00	1356.05	1364.10	1376.05	1384.10	1404.10	1424.10
Hero Motocorp	3113.65	2996.00	3035.22	3074.43	3144.22	3183.43	3292.43	3401.43
Hindalco	246.35	239.95	242.08	244.22	246.18	248.32	252.42	256.52
HUL	2370.75	2320.90	2337.52	2354.13	2372.77	2389.38	2424.63	2459.88
ICICI Bank	525.80	508.40	514.20	520.00	523.90	529.70	539.40	549.10
Idea	10.05	9.40	9.62	9.83	10.12	10.33	10.83	11.33
Indusind Bank	921.25	901.10	907.82	914.53	924.77	931.48	948.43	965.38
Infosys	1164.55	1123.80	1137.38	1150.97	1161.78	1175.37	1199.77	1224.17
ITC	215.90	211.40	212.90	214.40	216.50	218.00	221.60	225.20
Kotak Mahindra Bank	1939.35	1851.10	1880.52	1909.93	1928.42	1957.83	2005.73	2053.63
L&T	1249.65	1132.30	1171.42	1210.53	1237.22	1276.33	1342.13	1407.93
Lupin	941.45	924.50	930.15	935.80	942.75	948.40	961.00	973.60
M&M	711.70	682.60	692.30	702.00	719.70	729.40	756.80	784.20
Maruti Suzuki India	7696.80	7485.00	7555.60	7626.20	7725.60	7796.20	7966.20	8136.20
NTPC	104.60	100.65	101.97	103.28	104.32	105.63	107.98	110.33
ONGC	101.50	92.35	95.40	98.45	100.50	103.55	108.65	113.75
Power Grid	194.30	188.60	190.50	192.40	194.70	196.60	200.80	205.00
RIL	1991.30	1957.70	1968.90	1980.10	1997.55	2008.75	2037.40	2066.05
SBI	274.20	268.55	270.43	272.32	274.23	276.12	279.92	283.72
Sun Pharma	576.25	558.05	564.12	570.18	574.42	580.48	590.78	601.08
Tata Motors	177.65	171.90	173.82	175.73	178.62	180.53	185.33	190.13
Tata Motors DVR	75.85	73.25	74.12	74.98	75.87	76.73	78.48	80.23
Tata Power	73.45	71.50	72.15	72.80	73.45	74.10	75.40	76.70
Tata Steel	626.75	611.70	616.72	621.73	630.32	635.33	648.93	662.53
TCS	2797.70	2708.50	2738.23	2767.97	2785.98	2815.72	2863.47	2911.22
Tech Mahindra	909.40	887.85	895.03	902.22	913.23	920.42	938.62	956.82
Ultratech	5073.75	4911.40	4965.52	5019.63	5049.82	5103.93	5188.23	5272.53
Wipro	349.35	339.65	342.88	346.12	350.33	353.57	361.02	368.47
Yes Bank	18.50	17.55	17.87	18.18	18.82	19.13	20.08	21.03
Zee Entertainment	215.40	209.20	211.27	213.33	215.57	217.63	221.93	226.23

Disclaimer

For private circulation only

Website: www.dealmoneyonline.in

DISCLAIMER : SEBI Research Analyst Registration No: INH000002319 For any grievance mail at compliance@dealmoney.in

Dealmoney Securities Private Limited (hereinafter referred to as "Dealmoney") is a registered Member of National Stock Exchange of India Limited, Bombay Stock Exchange Limited and MCX Stock Exchange Limited. Dealmoney is also registered as a Depository Participant with CDSL. Dealmoney is in the process of making an application with SEBI for registering it as a Research Entity in terms of SEBI (Research Analyst) Regulations, 2014. Dealmoney or its associates has not been debarred/ suspended by SEBI or any other regulatory authority for accessing /dealing in securities Market and no material disciplinary action has been taken by SEBI/other regulatory authorities impacting Dealmoney's Equity Research Analysis. Dealmoney or its associates/ analyst including its relatives do not hold any actual/beneficial ownership of more than 1% in the company/ies covered by Analyst (hereinafter referred to as "Subject Company/ies"). Dealmoney or its associates/analyst including its relatives may hold financial interest in the company/ies covered by Analyst (hereinafter referred to as "Subject Company/ies"). Dealmoney or its associates/ analysts or his/her relative does not receive any compensation or other benefits from the subject company/ies mentioned in this research report (hereinafter referred to as "Report") or from a third party in connection with preparation of the report. Accordingly, Dealmoney or its associates/analyst or his/her relative does not have any other material conflict of interest at the time of publication of the Report.

Research analyst/s engaged in preparation of the Report, has not received any compensation / managed or co-managed public offering of securities of the subject company/ies / has not received compensation for investment banking or merchant banking or brokerage services from the subject company/ies / has not received compensation for products or services other than investment banking or merchant banking or brokerage services from the subject company/ies / has not received compensation or other benefits from the subject company/ies or third party in connection with the Report of the subject company/ies during the past twelve months / has not served as an officer, director or employee of subject Company/ies and is not engaged in market making activity of the subject Company/ies.

Dealmoney group companies provides finance related product services like distribution of financial products and as such is a provider of many services like loans, mutual funds, tax & trust planning etc. mentioned in this brochure. And hence, Dealmoney do not warranty / guarantee about performance of any products and customer servicing w.r.t third party products per se.

Third party products are subject to code of conduct to be adhered to by the representatives of Dealmoney and Dealmoney is not responsible for the losses, whether actual or notional incurred by any investor. Services assured and expected may vary from actual service and Dealmoney does not guarantee about the quality of services. Investments in securities and commodities are subject to market and other risks and there is no assurance or guarantee that the objectives of any of the Investments/Schemes/product would be achieved. Past performances are only indicative and returns are not assured and guaranteed by Dealmoney group companies. The price, value of and income from any of the securities or financial instruments mentioned in this report can fall as well as rise. The value of securities and financial instruments is subject to exchange rate fluctuation that may have a positive or adverse effect on the price or income of such securities or financial instruments.

Reports on technical and derivative analysis are based on studying charts of a stock's price movement, outstanding positions and trading volume as opposed to focussing on a company's fundamentals and as such, may not match with a report on a company's fundamentals. The opinions expressed in the Report are our current opinions as of the date of this report and may be subject to change from time to time without notice. Dealmoney or any persons connected with it do not accept any liability arising from use of this material/document/Report.

Information/ opinion conveyed through this material/document/Report are strictly meant for the registered Clients of Dealmoney group of Companies of the respective segments. This information is not intended for distribution to, or use by, any person or entity in any jurisdiction or country where such distribution or use would be contrary to law or regulation or which would subject Dealmoney or its affiliates to any registration requirement within such jurisdiction or country. This information does not constitute an offer to sell or a solicitation of an offer to buy any financial products to any person in any jurisdiction where it is unlawful to make such an offer or solicitation. No part of this material may be duplicated in whole or in part in any form and / or redistributed without the prior written consent of Dealmoney. This material/document/Report is being supplied to you solely for your information, and its contents, information or data may not be reproduced, redistributed or passed on directly or indirectly.

Recipients of the Report shall always independently verify reliability and suitability of the Report and opinions before investing.

For Company details, please visit our website www.dealmoneyonline.com

For research related query, write to us at research@dealmoney.in