

17th April 2020

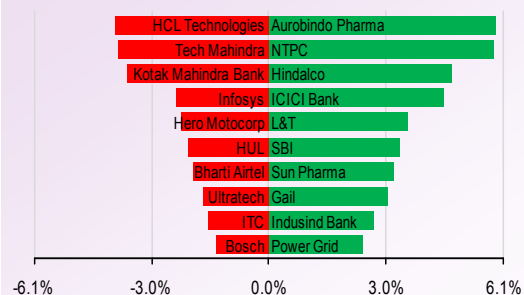
## NIFTY TO TRADE BETWEEN 9,060-8,800.

Nifty opened with the gap down but recovered from lows. It was a dull moment in second half of trading session, as index hovered in small range of ~100 point. On hourly chart index is trading above the support of 20 EMA, if it fails to hold then we could witness index moving towards 8,800 levels.

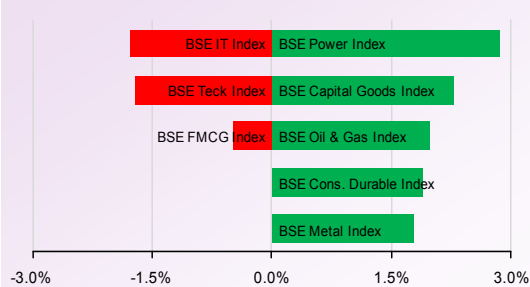
## TRADERS COMMENT

Domestic stock markets started session on a lacklustre note tracking weakness in global peers, following a coronavirus-driven plunge in US economic activity and increasing gloomy outlooks for Asia. Nifty ended higher by 67 points or 0.76% at 8,992 level and Sensex ended higher by 222 points or 0.73% at 30,602.

## NIFTY MOVERS & SHAKERS

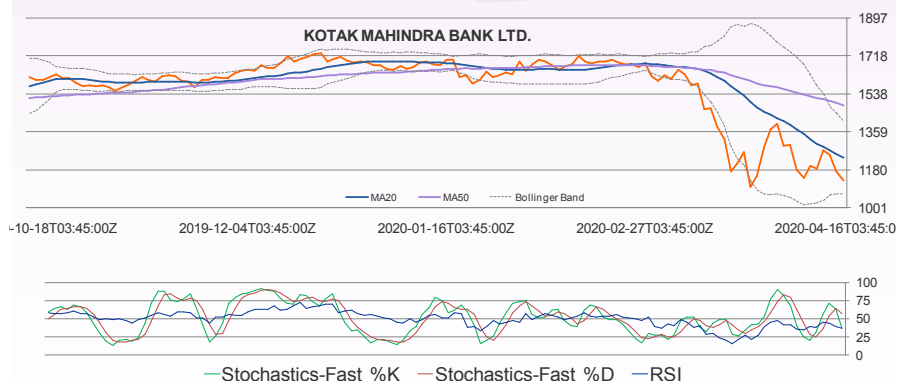


## TOP 5 SECTOR MOVERS



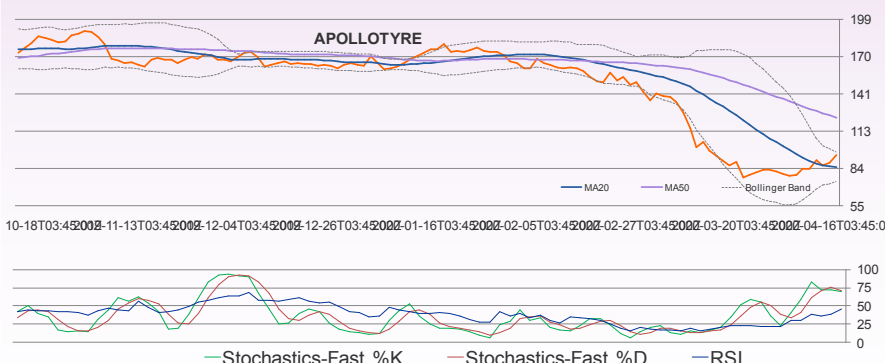
## Chart of the Day KOTAKBANK FUT Sell below Rs 1125.

The stock is trading below to its prior low and below to its 20 ema support. We recommend sell only below Rs1125 with the stoploss of Rs1167 for the target of Rs1040.



## Technical call of the Day APOLLOTYRES Buy above Rs 94.50.

We recommend a Buy in the stock only above Rs94.50 with the stoploss of Rs92.50 for the target of Rs 99.



**Chart of the Day**  
Sell:KOTAKBANK FUT CMP:1139.9

**Technical Call of the Day**  
Buy:APOLLOTYRES CMP:94

We are also available on:



E-mail : [research@Dealmoney.in](mailto:research@Dealmoney.in)  
[www.dealmoneyonline.com](http://www.dealmoneyonline.com)

STOCKS TRADING IN POSITIVE ZONE: NTPC, VEDL.  
STOCKS TRADING IN NEGATIVE ZONE: HCLTECH, TECHM.

|   |   |      |        |           |       |        |          |
|---|---|------|--------|-----------|-------|--------|----------|
| <ul style="list-style-type: none"> <li> <b>TCS:</b> Reported a consolidated profit at Rs 8,049 crore, registering a 0.85 percent decline compared to the previous quarter .                 </li> </ul> | <table border="1"> <tbody> <tr> <td>CMP:</td> <td>1716.1</td> </tr> <tr> <td>P/E(ttm):</td> <td>130.4</td> </tr> <tr> <td>Impact</td> <td>Negative</td> </tr> </tbody> </table> | CMP: | 1716.1 | P/E(ttm): | 130.4 | Impact | Negative |
| CMP:  | 1716.1  |      |        |           |       |        |          |
| P/E(ttm):   | 130.4   |      |        |           |       |        |          |
| Impact  | Negative  |      |        |           |       |        |          |
| <ul style="list-style-type: none"> <li> <b>Sudarshan Chemical Industries:</b> Company received permissions to restart production at the manufacturing facility in Mahad                 </li> </ul>     | <table border="1"> <tbody> <tr> <td>CMP:</td> <td>410.4</td> </tr> <tr> <td>P/E(ttm):</td> <td>20.0</td> </tr> <tr> <td>Impact</td> <td>Positive</td> </tr> </tbody> </table>   | CMP: | 410.4  | P/E(ttm): | 20.0  | Impact | Positive |
| CMP:  | 410.4   |      |        |           |       |        |          |
| P/E(ttm):   | 20.0  |      |        |           |       |        |          |
| Impact  | Positive  |      |        |           |       |        |          |
| <ul style="list-style-type: none"> <li> <b>Deepak Fertilisers:</b> ICRA reaffirmed rating on the term loan and cash credit at A+ with a stable outlook.                 </li> </ul>                     | <table border="1"> <tbody> <tr> <td>CMP:</td> <td>90.0</td> </tr> <tr> <td>P/E(ttm):</td> <td>2.4</td> </tr> <tr> <td>Impact</td> <td>Positive</td> </tr> </tbody> </table>     | CMP: | 90.0   | P/E(ttm): | 2.4   | Impact | Positive |
| CMP:  | 90.0  |      |        |           |       |        |          |
| P/E(ttm):   | 2.4   |      |        |           |       |        |          |
| Impact  | Positive  |      |        |           |       |        |          |
| <ul style="list-style-type: none"> <li> <b>M&amp;M:</b> Subsidiary Mahindra Renewables sold 1,20,80,000 equity shares in Divine Solren to CLP India for Rs 124.47 crore .                 </li> </ul>   | <table border="1"> <tbody> <tr> <td>CMP:</td> <td>356.7</td> </tr> <tr> <td>P/E(ttm):</td> <td>27.3</td> </tr> <tr> <td>Impact</td> <td>Positive</td> </tr> </tbody> </table>   | CMP: | 356.7  | P/E(ttm): | 27.3  | Impact | Positive |
| CMP:  | 356.7   |      |        |           |       |        |          |
| P/E(ttm):   | 27.3  |      |        |           |       |        |          |
| Impact  | Positive  |      |        |           |       |        |          |
| <ul style="list-style-type: none"> <li> <b>Grindwell Norton:</b> Few of the company's plants are partially operational.                 </li> </ul>   | <table border="1"> <tbody> <tr> <td>CMP:</td> <td>449.9</td> </tr> <tr> <td>P/E(ttm):</td> <td>99.8</td> </tr> <tr> <td>Impact</td> <td>Positive</td> </tr> </tbody> </table>   | CMP: | 449.9  | P/E(ttm): | 99.8  | Impact | Positive |
| CMP:  | 449.9   |      |        |           |       |        |          |
| P/E(ttm):   | 99.8  |      |        |           |       |        |          |
| Impact  | Positive  |      |        |           |       |        |          |

ttm = trailing twelve months

## Economic Snapshot

- The steering committee of the International Monetary Fund on Thursday said it would continue to review the adequacy of the global lender's resources as it works to help its 189 member countries respond to the coronavirus pandemic. In a joint statement, the 24-member International Monetary and Financial Committee reaffirmed its commitment to a strong, quota-based and adequately resourced Fund, and said the IMF should draw on relevant experience from previous crises. "We remain committed to revisiting the adequacy of quotas and continuing the process of IMF governance reform under the 16th General Review of Quotas, including a new quota formula as a guide, by December 15, 2023," the committee said.
- The United States opposes creation of liquidity through issuance of the International Monetary Fund's Special Drawing Rights (SDRs) as part of the response to the coronavirus pandemic, US Treasury Secretary Steven Mnuchin said on Thursday. In a statement to the IMF's steering committee, Mnuchin said 70% of the funds created through an SDR allocation, something akin to a central bank "printing" new money, would go to G20 countries, most of whom did not need it, while only 3% would go to low-income countries. The 24-member International Monetary and Financial Committee is meeting on Thursday to review the IMF's response to the pandemic and a possible SDR allocation that could provide hundreds of billions of dollars in urgently needed foreign exchange reserves for all of the IMF's 189 members. The move was first floated by IMF Managing Director Kristalina Georgieva last month and is supported by many finance ministers, prominent economists and non-profit groups. But Washington, the IMF's dominant shareholder, is blocking an allocation because it would give new avenues of funding for Iran and China, Reuters reported this week.



# I-SOT

## INTRADAY STOCK TRADING

| FREQUENCY     | ALLOCATION                         | DURATION | RISK      |
|---------------|------------------------------------|----------|-----------|
| 4 calls a Day | Average Daily Premium of Rs.50,000 | Intraday | High Risk |

### SALIENT FEATURES:

- 👍 Fixed time for call generation – 2 calls at 9:30am and 2 calls @ 12:00pm
- 👍 High Risk – High Returns product
- 👍 Focused product for Intraday Derivative Traders
- 👍 Daily 4 calls to gain from intraday momentum
- 👍 High beta Midcap and Large cap F&O stocks for better entry and exit.

## DERIVATIVES

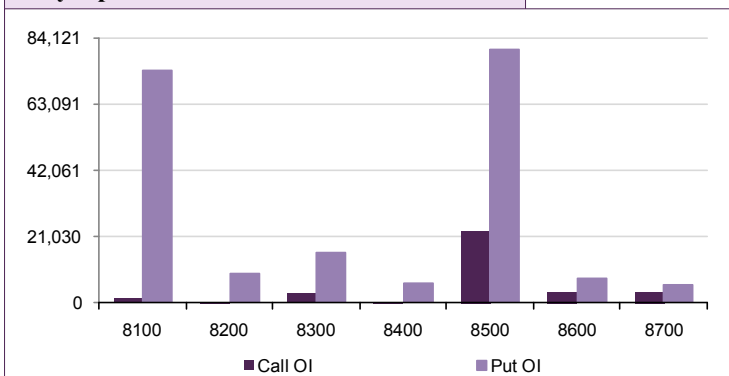
### Open Interest Gainers

| Stock      | Open Interest (contracts) | OI Change (%) | Price (Rs.) | Price change (%) |
|------------|---------------------------|---------------|-------------|------------------|
| BANDHANBNK | 8,739,600                 | 35.6%         | 224.65      | -12.9%           |
| ONGC       | 74,189,500                | 22.2%         | 60.50       | 1.0%             |
| JUSTDIAL   | 2,538,200                 | 17.1%         | 369.80      | 18.5%            |
| SHREECEM   | 203,150                   | 16.8%         | 19075.95    | -4.3%            |
| INDUSINDBK | 16,246,000                | 16.4%         | 461.75      | -23.5%           |

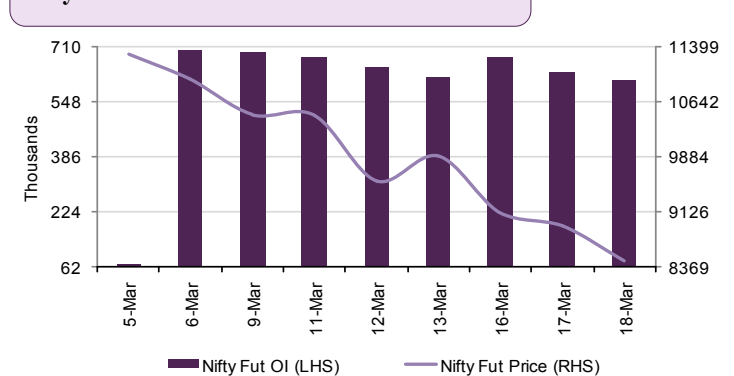
### Open Interest Losers

| Stock      | Open Interest (contracts) | OI Change (%) | Price (Rs.) | Price change (%) |
|------------|---------------------------|---------------|-------------|------------------|
| YESBANK    | 98,463,200                | -33.5%        | 59.75       | 13.4%            |
| IDEA       | 466,382,000               | -25.3%        | 3.20        | -34.7%           |
| SRTRANSFIN | 2,422,800                 | -16.2%        | 689.95      | -10.8%           |
| ESCORTS    | 2,932,600                 | -15.3%        | 573.30      | -11.2%           |
| APOLLOTYRE | 7,533,000                 | -14.0%        | 89.05       | -3.9%            |

### Nifty Option OI Distribution



### Nifty OI Vs Futures Price



### Top 5 Traded Stock Futures

| Stock      | Expiry Date | No of contracts traded | Contract value (Rs. Lacs) | LTP |
|------------|-------------|------------------------|---------------------------|-----|
| SBIN       | 26-Mar-20   | 55,119                 | 343,289                   | 214 |
| HDFCBANK   | 26-Mar-20   | 59,958                 | 276,187                   | 881 |
| ICICIBANK  | 26-Mar-20   | 55,523                 | 270,685                   | 355 |
| INDUSINDBK | 26-Mar-20   | 125,233                | 245,812                   | 462 |
| RELIANCE   | 26-Mar-20   | 45,279                 | 224,696                   | 968 |

### Top 5 Traded Stock Options

| Stock   | Expiry Date | Option Type | Strike price | No of contracts traded | Contract value (Rs. Lacs) | LTP   |
|---------|-------------|-------------|--------------|------------------------|---------------------------|-------|
| YESBANK | 26-Mar-20   | CE          | 100          | 11,591                 | 108,632                   | 5.10  |
| SBIN    | 26-Mar-20   | CE          | 250          | 5,932                  | 45,325                    | 5.15  |
| SBIN    | 26-Mar-20   | PE          | 200          | 6,930                  | 44,671                    | 11.55 |
| SBIN    | 26-Mar-20   | CE          | 300          | 4,666                  | 42,170                    | 1.40  |
| SBIN    | 26-Mar-20   | CE          | 230          | 4,787                  | 34,335                    | 10.10 |

### Top 5 Contract Future Volumes

| Stock      | Expiry Date | No of Contracts traded | Current Cash Volume | Cash Delivery % |
|------------|-------------|------------------------|---------------------|-----------------|
| INDUSINDBK | 26-Mar-20   | 125,233                | #N/A                | #N/A            |
| HDFCBANK   | 26-Mar-20   | 59,958                 | #N/A                | #N/A            |
| ICICIBANK  | 26-Mar-20   | 55,523                 | #N/A                | #N/A            |
| SBIN       | 26-Mar-20   | 55,119                 | #N/A                | #N/A            |
| RELIANCE   | 26-Mar-20   | 45,279                 | #N/A                | #N/A            |

### Bottom 5 Contract Future Volumes

| Stock      | Expiry Date | No of Contracts traded | Current Cash Volume | Cash Delivery % |
|------------|-------------|------------------------|---------------------|-----------------|
| BOSCHLTD   | 26-Mar-20   | 323                    | #N/A                | #N/A            |
| NAUKRI     | 26-Mar-20   | 498                    | #N/A                | #N/A            |
| TORNTPOWER | 26-Mar-20   | 603                    | #N/A                | #N/A            |
| RAMCOCEM   | 26-Mar-20   | 669                    | #N/A                | #N/A            |
| TORNTPHARM | 26-Mar-20   | 774                    | #N/A                | #N/A            |

## SUPPORT / RESISTANCE LEVEL

| Company Name        | Closing Price | S3       | S2       | S1       | Pivot    | R1       | R2       | R3       |
|---------------------|---------------|----------|----------|----------|----------|----------|----------|----------|
| ACC                 | 1079.10       | 993.25   | 1021.87  | 1050.48  | 1097.72  | 1126.33  | 1202.18  | 1278.03  |
| Adani Ports         | 260.40        | 239.00   | 246.13   | 253.27   | 263.13   | 270.27   | 287.27   | 304.27   |
| Ambuja Cements      | 159.65        | 141.45   | 147.52   | 153.58   | 164.22   | 170.28   | 186.98   | 203.68   |
| Asian Paints        | 1618.20       | 1457.45  | 1511.03  | 1564.62  | 1661.58  | 1715.17  | 1865.72  | 2016.27  |
| Aurobindo Pharma    | 363.65        | 267.50   | 299.55   | 331.60   | 383.30   | 415.35   | 499.10   | 582.85   |
| Axis Bank           | 473.45        | 278.15   | 343.25   | 408.35   | 457.20   | 522.30   | 636.25   | 750.20   |
| Bajaj Auto          | 2169.00       | 2004.40  | 2059.27  | 2114.13  | 2212.02  | 2266.88  | 2419.63  | 2572.38  |
| Bank Of Baroda      | 65.15         | 58.70    | 60.85    | 63.00    | 65.15    | 67.30    | 71.60    | 75.90    |
| Bharti Airtel       | 425.55        | 336.10   | 365.92   | 395.73   | 437.27   | 467.08   | 538.43   | 609.78   |
| Bharti Infratel     | 149.90        | 93.45    | 112.27   | 131.08   | 166.82   | 185.63   | 240.18   | 294.73   |
| BHEL                | 23.35         | 20.40    | 21.38    | 22.37    | 23.38    | 24.37    | 26.37    | 28.37    |
| Bosch               | 10174.60      | 9471.05  | 9705.57  | 9940.08  | 10309.52 | 10544.03 | 11147.98 | 11751.93 |
| BPCL                | 332.55        | 290.35   | 304.42   | 318.48   | 342.27   | 356.33   | 394.18   | 432.03   |
| Cipla               | 386.00        | 351.60   | 363.07   | 374.53   | 393.17   | 404.63   | 434.73   | 464.83   |
| Coal India          | 145.05        | 134.15   | 137.78   | 141.42   | 146.63   | 150.27   | 159.12   | 167.97   |
| Dr. Reddy'S Lab     | 2668.45       | 2440.30  | 2516.35  | 2592.40  | 2697.10  | 2773.15  | 2953.90  | 3134.65  |
| Eicher Motors       | 15954.15      | 14206.30 | 14788.92 | 15371.53 | 16410.77 | 16993.38 | 18615.23 | 20237.08 |
| Gail                | 70.85         | 62.30    | 65.15    | 68.00    | 72.10    | 74.95    | 81.90    | 88.85    |
| Grasim              | 527.05        | 416.80   | 453.55   | 490.30   | 529.15   | 565.90   | 641.50   | 717.10   |
| HCL Technologies    | 434.25        | 393.30   | 406.95   | 420.60   | 442.70   | 456.35   | 492.10   | 527.85   |
| HDFC                | 1622.55       | 1420.10  | 1487.58  | 1555.07  | 1669.88  | 1737.37  | 1919.67  | 2101.97  |
| HDFC Bank           | 876.90        | 737.00   | 783.63   | 830.27   | 911.63   | 958.27   | 1086.27  | 1214.27  |
| Hero Motocorp       | 1681.15       | 1472.00  | 1541.72  | 1611.43  | 1735.72  | 1805.43  | 1999.43  | 2193.43  |
| Hindalco            | 109.20        | 97.30    | 101.27   | 105.23   | 112.12   | 116.08   | 126.93   | 137.78   |
| HUL                 | 1923.80       | 1754.90  | 1811.20  | 1867.50  | 1965.65  | 2021.95  | 2176.40  | 2330.85  |
| ICICI Bank          | 355.05        | 309.10   | 324.42   | 339.73   | 357.62   | 372.93   | 406.13   | 439.33   |
| Idea                | 3.15          | -0.30    | 0.85     | 2.00     | 3.85     | 5.00     | 8.00     | 11.00    |
| Indusind Bank       | 460.80        | 110.75   | 227.43   | 344.12   | 491.48   | 608.17   | 872.22   | 1136.27  |
| Infosys             | 534.30        | 478.00   | 496.77   | 515.53   | 546.77   | 565.53   | 615.53   | 665.53   |
| ITC                 | 150.70        | 140.05   | 143.60   | 147.15   | 150.90   | 154.45   | 161.75   | 169.05   |
| Kotak Mahindra Bank | 1171.95       | 995.20   | 1054.12  | 1113.03  | 1221.02  | 1279.93  | 1446.83  | 1613.73  |
| L&T                 | 904.55        | 825.25   | 851.68   | 878.12   | 926.43   | 952.87   | 1027.62  | 1102.37  |
| Lupin               | 612.90        | 574.05   | 587.00   | 599.95   | 618.65   | 631.60   | 663.25   | 694.90   |
| M&M                 | 346.40        | 294.50   | 311.80   | 329.10   | 356.40   | 373.70   | 418.30   | 462.90   |
| Maruti Suzuki India | 5352.65       | 4936.30  | 5075.08  | 5213.87  | 5451.33  | 5590.12  | 5966.37  | 6342.62  |
| NTPC                | 80.55         | 59.45    | 66.48    | 73.52    | 81.93    | 88.97    | 104.42   | 119.87   |
| ONGC                | 68.15         | 28.20    | 41.52    | 54.83    | 70.82    | 84.13    | 113.43   | 142.73   |
| Power Grid          | 144.15        | 79.40    | 100.98   | 122.57   | 143.73   | 165.32   | 208.07   | 250.82   |
| RIL                 | 968.50        | 886.10   | 913.57   | 941.03   | 988.47   | 1015.93  | 1090.83  | 1165.73  |
| SBI                 | 215.20        | 177.05   | 189.77   | 202.48   | 212.82   | 225.53   | 248.58   | 271.63   |
| Sun Pharma          | 362.75        | 323.80   | 336.78   | 349.77   | 368.08   | 381.07   | 412.37   | 443.67   |
| Tata Motors         | 75.50         | 69.75    | 71.67    | 73.58    | 77.02    | 78.93    | 84.28    | 89.63    |
| Tata Motors DVR     | 37.25         | 31.85    | 33.65    | 35.45    | 38.40    | 40.20    | 44.95    | 49.70    |
| Tata Power          | 35.10         | 29.45    | 31.33    | 33.22    | 36.58    | 38.47    | 43.72    | 48.97    |
| Tata Steel          | 31.90         | 28.80    | 29.83    | 30.87    | 32.43    | 33.47    | 36.07    | 38.67    |
| TCS                 | 1654.40       | 1541.95  | 1579.43  | 1616.92  | 1665.23  | 1702.72  | 1788.52  | 1874.32  |
| Tech Mahindra       | 579.65        | 530.05   | 546.58   | 563.12   | 587.18   | 603.72   | 644.32   | 684.92   |
| Ultratech           | 3303.55       | 3003.10  | 3103.25  | 3203.40  | 3370.65  | 3470.80  | 3738.20  | 4005.60  |
| Wipro               | 169.95        | 158.50   | 162.32   | 166.13   | 172.32   | 176.13   | 186.13   | 196.13   |
| Yes Bank            | 60.45         | 12.50    | 28.48    | 44.47    | 65.88    | 81.87    | 119.27   | 156.67   |
| Zee Entertainment   | 164.10        | 85.00    | 111.37   | 137.73   | 161.37   | 187.73   | 237.73   | 287.73   |

## Disclaimer

For private circulation only

Website: [www.dealmoneyonline.in](http://www.dealmoneyonline.in)

**DISCLAIMER** : SEBI Research Analyst Registration No: INH000002319 For any grievance mail at [compliance@dealmoney.in](mailto:compliance@dealmoney.in)

Dealmoney Securities Private Limited (hereinafter referred to as "Dealmoney") is a registered Member of National Stock Exchange of India Limited, Bombay Stock Exchange Limited and MCX Stock Exchange Limited. Dealmoney is also registered as a Depository Participant with CDSL. Dealmoney is in the process of making an application with SEBI for registering it as a Research Entity in terms of SEBI (Research Analyst) Regulations, 2014. Dealmoney or its associates has not been debarred/ suspended by SEBI or any other regulatory authority for accessing /dealing in securities Market and no material disciplinary action has been taken by SEBI/other regulatory authorities impacting Dealmoney's Equity Research Analysis. Dealmoney or its associates/ analyst including its relatives do not hold any actual/beneficial ownership of more than 1% in the company/ies covered by Analyst (hereinafter referred to as "Subject Company/ies"). Dealmoney or its associates/analyst including its relatives may hold financial interest in the company/ies covered by Analyst (hereinafter referred to as "Subject Company/ies"). Dealmoney or its associates/ analysts or his/her relative does not receive any compensation or other benefits from the subject company/ies mentioned in this research report (hereinafter referred to as "Report") or from a third party in connection with preparation of the report. Accordingly, Dealmoney or its associates/analyst or his/her relative does not have any other material conflict of interest at the time of publication of the Report.

Research analyst/s engaged in preparation of the Report, has not received any compensation / managed or co-managed public offering of securities of the subject company/ies / has not received compensation for investment banking or merchant banking or brokerage services from the subject company/ies / has not received compensation for products or services other than investment banking or merchant banking or brokerage services from the subject company/ies / has not received compensation or other benefits from the subject company/ies or third party in connection with the Report of the subject company/ies during the past twelve months / has not served as an officer, director or employee of subject Company/ies and is not engaged in market making activity of the subject Company/ies.

Dealmoney group companies provides finance related product services like distribution of financial products and as such is a provider of many services like loans, mutual funds, tax & trust planning etc. mentioned in this brochure. And hence, Dealmoney do not warranty / guarantee about performance of any products and customer servicing w.r.t third party products per se.

Third party products are subject to code of conduct to be adhered to by the representatives of Dealmoney and Dealmoney is not responsible for the losses, whether actual or notional incurred by any investor. Services assured and expected may vary from actual service and Dealmoney does not guarantee about the quality of services. Investments in securities and commodities are subject to market and other risks and there is no assurance or guarantee that the objectives of any of the Investments/Schemes/product would be achieved. Past performances are only indicative and returns are not assured and guaranteed by Dealmoney group companies. The price, value of and income from any of the securities or financial instruments mentioned in this report can fall as well as rise. The value of securities and financial instruments is subject to exchange rate fluctuation that may have a positive or adverse effect on the price or income of such securities or financial instruments.

Reports on technical and derivative analysis are based on studying charts of a stock's price movement, outstanding positions and trading volume as opposed to focussing on a company's fundamentals and as such, may not match with a report on a company's fundamentals. The opinions expressed in the Report are our current opinions as of the date of this report and may be subject to change from time to time without notice. Dealmoney or any persons connected with it do not accept any liability arising from use of this material/document/Report.

Information/ opinion conveyed through this material/document/Report are strictly meant for the registered Clients of Dealmoney group of Companies of the respective segments. This information is not intended for distribution to, or use by, any person or entity in any jurisdiction or country where such distribution or use would be contrary to law or regulation or which would subject Dealmoney or its affiliates to any registration requirement within such jurisdiction or country. This information does not constitute an offer to sell or a solicitation of an offer to buy any financial products to any person in any jurisdiction where it is unlawful to make such an offer or solicitation. No part of this material may be duplicated in whole or in part in any form and / or redistributed without the prior written consent of Dealmoney. This material/document/Report is being supplied to you solely for your information, and its contents, information or data may not be reproduced, redistributed or passed on directly or indirectly.

Recipients of the Report shall always independently verify reliability and suitability of the Report and opinions before investing.

For Company details, please visit our website [www.dealmoneyonline.com](http://www.dealmoneyonline.com)

For research related query, write to us at [research@dealmoney.in](mailto:research@dealmoney.in)