

17th December 2020

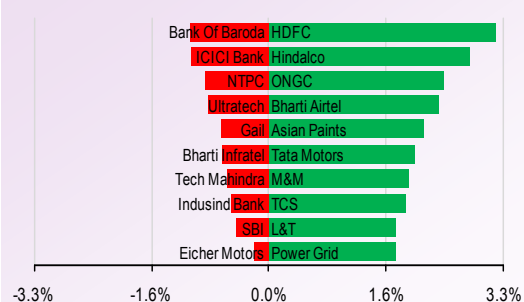
NIFTY TO TRADE BETWEEN 13,450-13,600.

Nifty hovered in range of ~40 points for most part of trading session. In second half index continued its bullish momentum and went on to close near all time high. We expect index to remain in bullish momentum with 13,500 acting as an initial support level.

TRADERS COMMENT

Equity benchmarks raced to fresh peaks and closed at record highs on Wednesday amid positive trends in global markets. Nifty ended higher by 114.80 points or 0.85% at 13,682.70 level and Sensex ended higher by 403.29 points or 0.87% at 46,666.46

NIFTY MOVERS & SHAKERS



TOP 5 SECTOR MOVERS

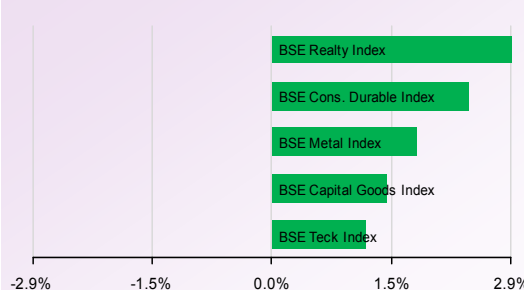


Chart of the Day

ACC FUT

Sell below Rs 1635.

The stock is trading below to its prior low and below to its 20 ema support. We recommend sell only Below Rs1635 with the stoploss of Rs1650 for the target of Rs1605.

Chart of the Day

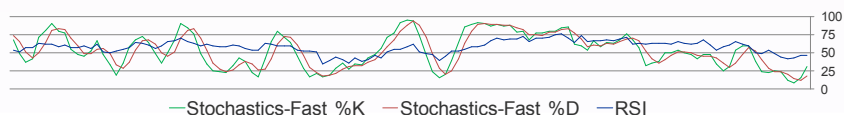
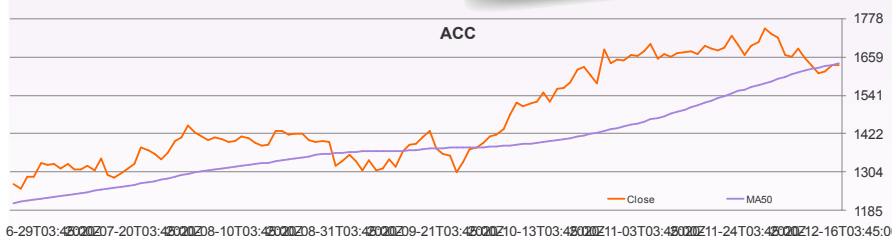
Sell:ACC FUT

CMP:1637.2

Technical Call of the Day

Buy:CENTURYTEX

CMP:396.65

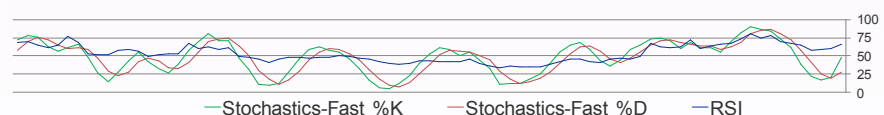
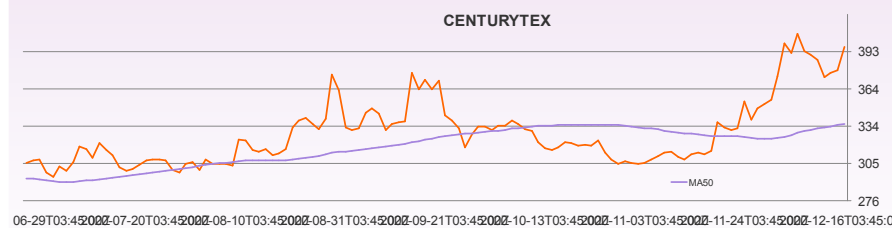


Technical call of the Day

CENTURYTEX

Buy above Rs 397.

We recommend a Buy in the stock only above Rs397 with the stoploss of Rs390 for the target of Rs412.



We are also available on:



E-mail : research@Dealmoney.in
www.dealmoneyonline.com

STOCKS TRADING IN POSITIVE ZONE: HINDALCO, HDFC.
 STOCKS TRADING IN NEGATIVE ZONE: ICICI, NTPC.

DAILY DIGEST

- Jubilant FoodWorks:** Jubilant FoodWorks Limited (JFL), which operates the Domino's Pizza and Dunkin' Donuts restaurants in India, on Wednesday announced the launch of a new restaurant chain selling biryani under the Ek dum! brand, capitalizing on the popularity of the rice-based dish among Indian diners.

| | |
|-----------|----------|
| CMP: | 2676.2 |
| P/E(ttm): | NA |
| Impact | Positive |
- Cipla:** Cipla on Wednesday announced its partnership with the Premier Medical Corporation Pvt Ltd for commercialisation of the rapid antigen test kits for COVID-19 in India.

| | |
|-----------|----------|
| CMP: | 786.8 |
| P/E(ttm): | 42.7 |
| Impact | Positive |
- M&M:** Mahindra & Mahindra Ltd. said it will hike prices of its entire range of passenger and commercial vehicles from next month in order to partially offset the impact of rise in input costs.

| | |
|-----------|----------|
| CMP: | 732.0 |
| P/E(ttm): | 39.7 |
| Impact | Positive |
- Ashok Leyland:** Ashok Leyland on Wednesday introduced two passenger bus models - the 70-seater Falcon Super and 26-seater Gazl - in Saudi Arabia. Manufactured at the company's Ras Al Khaimah facility in the UAE, Falcon buses will be predominantly marketed to corporate entities. Gazl's market will be more focused on the hospitality and tourism sector.

| | |
|-----------|---------|
| CMP: | 100.1 |
| P/E(ttm): | NA |
| Impact | Neutral |
- Hero MotoCorp:** Hero MotoCorp on Wednesday said it will increase prices of all its vehicles by up to ₹1,500 from January 1, 2021. The hike was announced in order to offset the impact of rising input costs, the company said in a regulatory filing.

| | |
|-----------|----------|
| CMP: | 3117.5 |
| P/E(ttm): | 3.7 |
| Impact | Positive |

ttm = trailing twelve months

Economic Snapshot

- The Union Cabinet and the Cabinet Committee on Economic Affairs (CCEA), chaired by Prime Minister Narendra Modi, on December 16 approved a proposal of the Department of Telecommunications to conduct spectrum auction and assistance of about Rs 3,500 crore for sugarcane farmers, among other key decisions. The Union Cabinet, on December 16, approved the auction of 2,251 megahertz of spectrum by the end of FY2020-21, Telecom Minister Ravi Shankar Prasad said. In the Union Budget 2020-21, the government had targeted a revenue of Rs 1.33 lakh crore from telecommunication services, which includes spectrum auction proceeds, licensing fees and other receipts. In 2019-20, the centre received Rs 58,990 crore in telecommunication revenues, versus a budgeted target of Rs 50,520.
- The centre's total net direct tax collection, which includes advance tax, dropped 17.6 percent in FY 2020-21 till December 15. Direct tax collected up to December 15 stood at Rs 4.95 lakh crore as against Rs 6.01 lakh crore for the same period a year ago. These are based on initial projections and the numbers are subject to change, as and when more data comes in from the banks. The tax department received the third installment of advance tax on December 15. According to the initial projections, corporate tax collected till December 15 stood at Rs 2.26 lakh crore and personal income tax stood at Rs 2.57 lakh crore. The drop in growth is due to the uncertainty around the pandemic and the recovery path is still uncertain.



I-SOT

INTRADAY STOCK TRADING

| FREQUENCY | ALLOCATION | DURATION | RISK |
|---------------|------------------------------------|----------|-----------|
| 4 calls a Day | Average Daily Premium of Rs.50,000 | Intraday | High Risk |

SALIENT FEATURES:

- 👍 Fixed time for call generation – 2 calls at 9:30am and 2 calls @ 12:00pm
- 👍 High Risk – High Returns product
- 👍 Focused product for Intraday Derivative Traders
- 👍 Daily 4 calls to gain from intraday momentum
- 👍 High beta Midcap and Large cap F&O stocks for better entry and exit.

DAILY DIGEST

DERIVATIVES

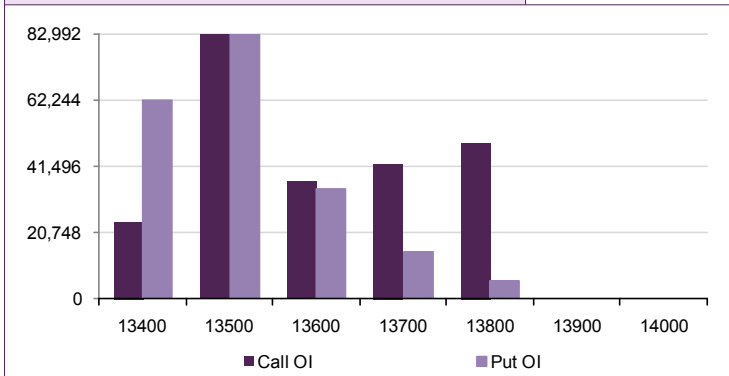
Open Interest Gainers

| Stock | Open Interest (contracts) | OI Change (%) | Price (Rs.) | Price change (%) |
|------------|---------------------------|---------------|-------------|------------------|
| PNB | 183,988,000 | 102.5% | 35.35 | -10.7% |
| ASHOKLEY | 38,223,000 | 21.6% | 100.50 | 5.3% |
| MFSL | 7,285,200 | 16.9% | 644.00 | 0.4% |
| POWERGRID | 25,968,000 | 16.2% | 192.15 | 1.8% |
| IBULHSGFIN | 24,756,600 | 12.6% | 207.15 | 7.2% |

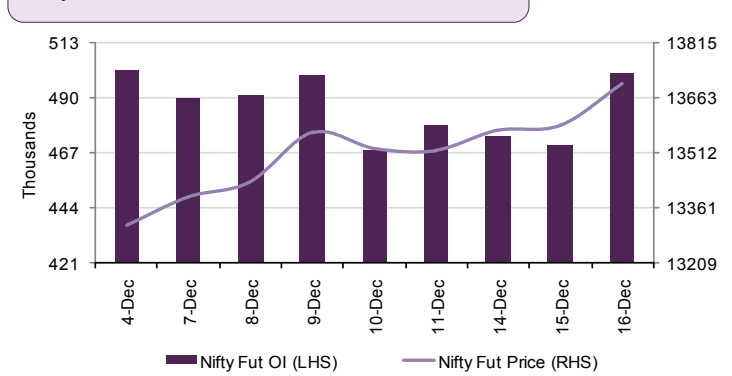
Open Interest Losers

| Stock | Open Interest (contracts) | OI Change (%) | Price (Rs.) | Price change (%) |
|------------|---------------------------|---------------|-------------|------------------|
| CANBK | 32,960,000 | -13.1% | 121.60 | -1.5% |
| MINDTREE | 1,361,600 | -9.4% | 1464.80 | -0.6% |
| IGL | 5,882,250 | -8.8% | 489.40 | 0.9% |
| BERGEPAINT | 2,347,400 | -7.8% | 690.35 | 0.7% |
| ICICIGI | 567,375 | -6.8% | 1482.95 | 1.5% |

Nifty Option OI Distribution



Nifty OI Vs Futures Price



Top 5 Traded Stock Futures

| Stock | Expiry Date | No of contracts traded | Contract value (Rs. Lacs) | LTP |
|------------|-------------|------------------------|---------------------------|------|
| BAJFINANCE | 31-Dec-20 | 16,409 | 212,454 | 5153 |
| RELIANCE | 31-Dec-20 | 20,592 | 206,163 | 1985 |
| BHARTIARTL | 31-Dec-20 | 18,105 | 171,614 | 518 |
| HDFCBANK | 31-Dec-20 | 21,594 | 167,469 | 1417 |
| DLF | 31-Dec-20 | 20,924 | 159,265 | 236 |

Top 5 Traded Stock Options

| Stock | Expiry Date | Option Type | Strike price | No of contracts traded | Contract value (Rs. Lacs) | LTP |
|------------|-------------|-------------|--------------|------------------------|---------------------------|--------|
| BAJFINANCE | 31-Dec-20 | PE | 5,000 | 10,091 | 128,903 | 105.00 |
| RELIANCE | 31-Dec-20 | CE | 2,000 | 11,007 | 113,948 | 49.75 |
| HDFC | 31-Dec-20 | CE | 2,400 | 13,980 | 103,279 | 71.65 |
| BHARTIARTL | 31-Dec-20 | CE | 520 | 9,696 | 96,091 | 16.85 |
| HDFC | 31-Dec-20 | CE | 2,500 | 11,798 | 89,498 | 29.60 |

Top 5 Contract Future Volumes

| Stock | Expiry Date | No of Contracts traded | Current Cash Volume | Cash Delivery % |
|------------|-------------|------------------------|---------------------|-----------------|
| HDFCBANK | 31-Dec-20 | 21,594 | 3,610,360 | 4290.0% |
| HDFC | 31-Dec-20 | 21,480 | 3,207,571 | 4910.0% |
| DLF | 31-Dec-20 | 20,924 | 14,857,284 | 2149.0% |
| RELIANCE | 31-Dec-20 | 20,592 | 3,281,219 | 3831.0% |
| BHARTIARTL | 31-Dec-20 | 18,105 | 6,305,309 | 3628.0% |

Bottom 5 Contract Future Volumes

| Stock | Expiry Date | No of Contracts traded | Current Cash Volume | Cash Delivery % |
|------------|-------------|------------------------|---------------------|-----------------|
| ICICIGI | 31-Dec-20 | 618 | 417,651 | 7538.0% |
| COFORGE | 31-Dec-20 | 652 | 62,606 | 2646.0% |
| SIEMENS | 31-Dec-20 | 703 | 32,081 | 1964.0% |
| TORNTPOWER | 31-Dec-20 | 796 | 479,582 | 3840.0% |
| SHREECEM | 31-Dec-20 | 867 | 19,065 | 3540.0% |

DAILY DIGEST

SUPPORT / RESISTANCE LEVEL

| Company Name | Closing Price | S3 | S2 | S1 | Pivot | R1 | R2 | R3 |
|---------------------|---------------|----------|----------|----------|----------|----------|----------|----------|
| ACC | 1633.10 | 1598.70 | 1610.17 | 1621.63 | 1635.72 | 1647.18 | 1672.73 | 1698.28 |
| Adani Ports | 475.55 | 465.85 | 469.08 | 472.32 | 476.38 | 479.62 | 486.92 | 494.22 |
| Ambuja Cements | 247.25 | 240.50 | 242.75 | 245.00 | 247.35 | 249.60 | 254.20 | 258.80 |
| Asian Paints | 2582.45 | 2487.30 | 2519.02 | 2550.73 | 2569.32 | 2601.03 | 2651.33 | 2701.63 |
| Aurobindo Pharma | 875.70 | 855.90 | 862.50 | 869.10 | 876.80 | 883.40 | 897.70 | 912.00 |
| Axis Bank | 606.10 | 594.70 | 598.50 | 602.30 | 608.60 | 612.40 | 622.50 | 632.60 |
| Bajaj Auto | 3303.50 | 3195.55 | 3231.53 | 3267.52 | 3287.98 | 3323.97 | 3380.42 | 3436.87 |
| Bank Of Baroda | 66.40 | 63.40 | 64.40 | 65.40 | 66.65 | 67.65 | 69.90 | 72.15 |
| Bharti Airtel | 516.20 | 485.40 | 495.67 | 505.93 | 512.37 | 522.63 | 539.33 | 556.03 |
| Bharti Infratel | 245.30 | 238.50 | 240.77 | 243.03 | 245.92 | 248.18 | 253.33 | 258.48 |
| BHEL | 36.35 | 35.25 | 35.62 | 35.98 | 36.47 | 36.83 | 37.68 | 38.53 |
| Bosch | 13324.15 | 12949.95 | 13074.68 | 13199.42 | 13379.73 | 13504.47 | 13809.52 | 14114.57 |
| BPCL | 399.60 | 390.65 | 393.63 | 396.62 | 401.28 | 404.27 | 411.92 | 419.57 |
| Cipla | 786.80 | 774.25 | 778.43 | 782.62 | 786.48 | 790.67 | 798.72 | 806.77 |
| Coal India | 145.50 | 141.00 | 142.50 | 144.00 | 145.00 | 146.50 | 149.00 | 151.50 |
| Dr. Reddy'S Lab | 5038.95 | 4960.25 | 4986.48 | 5012.72 | 5032.23 | 5058.47 | 5104.22 | 5149.97 |
| Eicher Motors | 2470.10 | 2385.55 | 2413.73 | 2441.92 | 2474.18 | 2502.37 | 2562.82 | 2623.27 |
| Gail | 124.40 | 120.85 | 122.03 | 123.22 | 125.03 | 126.22 | 129.22 | 132.22 |
| Grasim | 914.80 | 896.70 | 902.73 | 908.77 | 917.03 | 923.07 | 937.37 | 951.67 |
| HCL Technologies | 885.05 | 864.90 | 871.62 | 878.33 | 885.17 | 891.88 | 905.43 | 918.98 |
| HDFC | 2424.65 | 2287.60 | 2333.28 | 2378.97 | 2411.18 | 2456.87 | 2534.77 | 2612.67 |
| HDFC Bank | 1410.70 | 1372.20 | 1385.03 | 1397.87 | 1407.33 | 1420.17 | 1442.47 | 1464.77 |
| Hero Motocorp | 3117.50 | 3065.00 | 3082.50 | 3100.00 | 3122.50 | 3140.00 | 3180.00 | 3220.00 |
| Hindalco | 251.45 | 239.65 | 243.58 | 247.52 | 249.83 | 253.77 | 260.02 | 266.27 |
| HUL | 2343.95 | 2251.10 | 2282.05 | 2313.00 | 2333.95 | 2364.90 | 2416.80 | 2468.70 |
| ICICI Bank | 512.45 | 500.50 | 504.48 | 508.47 | 515.08 | 519.07 | 529.67 | 540.27 |
| Idea | 10.00 | 9.45 | 9.63 | 9.82 | 9.98 | 10.17 | 10.52 | 10.87 |
| Indusind Bank | 921.80 | 892.25 | 902.10 | 911.95 | 924.85 | 934.70 | 957.45 | 980.20 |
| Infosys | 1165.70 | 1138.30 | 1147.43 | 1156.57 | 1162.73 | 1171.87 | 1187.17 | 1202.47 |
| ITC | 214.00 | 211.45 | 212.30 | 213.15 | 214.35 | 215.20 | 217.25 | 219.30 |
| Kotak Mahindra Bank | 1952.55 | 1908.10 | 1922.92 | 1937.73 | 1951.37 | 1966.18 | 1994.63 | 2023.08 |
| L&T | 1268.25 | 1216.10 | 1233.48 | 1250.87 | 1264.43 | 1281.82 | 1312.77 | 1343.72 |
| Lupin | 960.35 | 920.70 | 933.92 | 947.13 | 955.52 | 968.73 | 990.33 | 1011.93 |
| M&M | 731.95 | 706.15 | 714.75 | 723.35 | 734.80 | 743.40 | 763.45 | 783.50 |
| Maruti Suzuki India | 7796.35 | 7641.00 | 7692.78 | 7744.57 | 7821.78 | 7873.57 | 8002.57 | 8131.57 |
| NTPC | 104.90 | 101.85 | 102.87 | 103.88 | 105.57 | 106.58 | 109.28 | 111.98 |
| ONGC | 102.90 | 97.70 | 99.43 | 101.17 | 102.38 | 104.12 | 107.07 | 110.02 |
| Power Grid | 196.20 | 188.25 | 190.90 | 193.55 | 195.20 | 197.85 | 202.15 | 206.45 |
| RIL | 1976.55 | 1936.45 | 1949.82 | 1963.18 | 1979.07 | 1992.43 | 2021.68 | 2050.93 |
| SBI | 269.40 | 263.35 | 265.37 | 267.38 | 270.52 | 272.53 | 277.68 | 282.83 |
| Sun Pharma | 576.60 | 563.50 | 567.87 | 572.23 | 575.37 | 579.73 | 587.23 | 594.73 |
| Tata Motors | 182.55 | 176.40 | 178.45 | 180.50 | 182.15 | 184.20 | 187.90 | 191.60 |
| Tata Motors DVR | 76.05 | 74.00 | 74.68 | 75.37 | 76.28 | 76.97 | 78.57 | 80.17 |
| Tata Power | 76.15 | 72.85 | 73.95 | 75.05 | 75.75 | 76.85 | 78.65 | 80.45 |
| Tata Steel | 643.40 | 626.95 | 632.43 | 637.92 | 643.68 | 649.17 | 660.42 | 671.67 |
| TCS | 2814.20 | 2701.10 | 2738.80 | 2776.50 | 2798.15 | 2835.85 | 2895.20 | 2954.55 |
| Tech Mahindra | 921.55 | 899.00 | 906.52 | 914.03 | 924.52 | 932.03 | 950.03 | 968.03 |
| Ultratech | 5113.00 | 4963.50 | 5013.33 | 5063.17 | 5144.08 | 5193.92 | 5324.67 | 5455.42 |
| Wipro | 358.40 | 347.45 | 351.10 | 354.75 | 356.85 | 360.50 | 366.25 | 372.00 |
| Yes Bank | 18.85 | 17.60 | 18.02 | 18.43 | 18.82 | 19.23 | 20.03 | 20.83 |
| Zee Entertainment | 231.90 | 220.60 | 224.37 | 228.13 | 232.52 | 236.28 | 244.43 | 252.58 |

Disclaimer

For private circulation only

Website: www.dealmoneyonline.in

DISCLAIMER : SEBI Research Analyst Registration No: INH000002319 For any grievance mail at compliance@dealmoney.in

Dealmoney Securities Private Limited (hereinafter referred to as "Dealmoney") is a registered Member of National Stock Exchange of India Limited, Bombay Stock Exchange Limited and MCX Stock Exchange Limited. Dealmoney is also registered as a Depository Participant with CDSL. Dealmoney is in the process of making an application with SEBI for registering it as a Research Entity in terms of SEBI (Research Analyst) Regulations, 2014. Dealmoney or its associates has not been debarred/ suspended by SEBI or any other regulatory authority for accessing /dealing in securities Market and no material disciplinary action has been taken by SEBI/other regulatory authorities impacting Dealmoney's Equity Research Analysis. Dealmoney or its associates/ analyst including its relatives do not hold any actual/beneficial ownership of more than 1% in the company/ies covered by Analyst (hereinafter referred to as "Subject Company/ies"). Dealmoney or its associates/analyst including its relatives may hold financial interest in the company/ies covered by Analyst (hereinafter referred to as "Subject Company/ies"). Dealmoney or its associates/ analysts or his/her relative does not receive any compensation or other benefits from the subject company/ies mentioned in this research report (hereinafter referred to as "Report") or from a third party in connection with preparation of the report. Accordingly, Dealmoney or its associates/analyst or his/her relative does not have any other material conflict of interest at the time of publication of the Report.

Research analyst/s engaged in preparation of the Report, has not received any compensation / managed or co-managed public offering of securities of the subject company/ies / has not received compensation for investment banking or merchant banking or brokerage services from the subject company/ies / has not received compensation for products or services other than investment banking or merchant banking or brokerage services from the subject company/ies / has not received compensation or other benefits from the subject company/ies or third party in connection with the Report of the subject company/ies during the past twelve months / has not served as an officer, director or employee of subject Company/ies and is not engaged in market making activity of the subject Company/ies.

Dealmoney group companies provides finance related product services like distribution of financial products and as such is a provider of many services like loans, mutual funds, tax & trust planning etc. mentioned in this brochure. And hence, Dealmoney do not warranty / guarantee about performance of any products and customer servicing w.r.t third party products per se.

Third party products are subject to code of conduct to be adhered to by the representatives of Dealmoney and Dealmoney is not responsible for the losses, whether actual or notional incurred by any investor. Services assured and expected may vary from actual service and Dealmoney does not guarantee about the quality of services. Investments in securities and commodities are subject to market and other risks and there is no assurance or guarantee that the objectives of any of the Investments/Schemes/product would be achieved. Past performances are only indicative and returns are not assured and guaranteed by Dealmoney group companies. The price, value of and income from any of the securities or financial instruments mentioned in this report can fall as well as rise. The value of securities and financial instruments is subject to exchange rate fluctuation that may have a positive or adverse effect on the price or income of such securities or financial instruments.

Reports on technical and derivative analysis are based on studying charts of a stock's price movement, outstanding positions and trading volume as opposed to focussing on a company's fundamentals and as such, may not match with a report on a company's fundamentals. The opinions expressed in the Report are our current opinions as of the date of this report and may be subject to change from time to time without notice. Dealmoney or any persons connected with it do not accept any liability arising from use of this material/document/Report.

Information/ opinion conveyed through this material/document/Report are strictly meant for the registered Clients of Dealmoney group of Companies of the respective segments. This information is not intended for distribution to, or use by, any person or entity in any jurisdiction or country where such distribution or use would be contrary to law or regulation or which would subject Dealmoney or its affiliates to any registration requirement within such jurisdiction or country. This information does not constitute an offer to sell or a solicitation of an offer to buy any financial products to any person in any jurisdiction where it is unlawful to make such an offer or solicitation. No part of this material may be duplicated in whole or in part in any form and / or redistributed without the prior written consent of Dealmoney. This material/document/Report is being supplied to you solely for your information, and its contents, information or data may not be reproduced, redistributed or passed on directly or indirectly.

Recipients of the Report shall always independently verify reliability and suitability of the Report and opinions before investing.

For Company details, please visit our website www.dealmoneyonline.com

For research related query, write to us at research@dealmoney.in