

19th November 2020

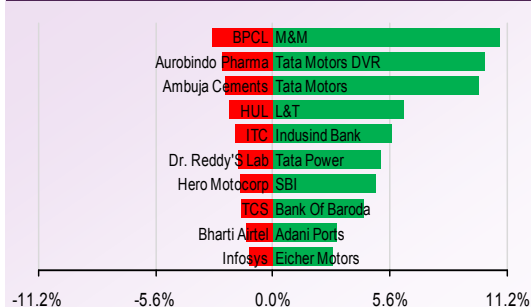
## NIFTY TO TRADE BETWEEN 12,850-13,000.

Nifty traded in red zone in first half of trading session, a smart recovery could be witnessed in second half and it recovered by ~130 points from low. 12,800 will continue to act as an initial support zone; until it is not broken we expect continuation of bullish momentum.

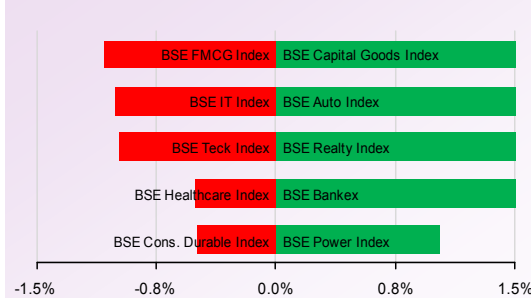
## TRADERS COMMENT

Indian markets inched up to new highs amid a volatile session on Wednesday. The 30-share Sensex ended trading above the 44,000 mark for the first time, closing at 44,180.05, though rising covid-19 cases have impacted investor sentiments. Nifty ended higher by 64.10 points or 0.50% at 12,938.30 level and Sensex ended higher by 227.34 points or 0.52% at 44180.05.

## NIFTY MOVERS & SHAKERS



## TOP 5 SECTOR MOVERS



## Chart of the Day APOLLOHOSPITALS FUT Sell below Rs 2290.

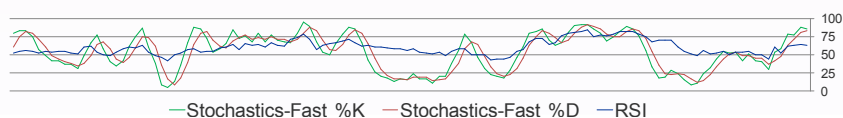
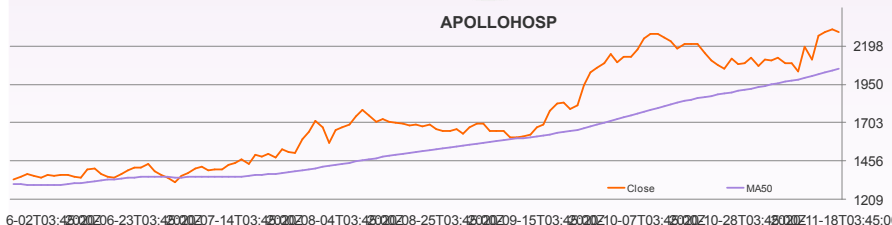
The stock is trading below to its prior low and below to its 20 ema support. We recommend sell only Below Rs2290 with the stoploss of Rs2330 for the target of Rs2200.

## Chart of the Day

Sell: APOLLOHOSPITAL CMP: 2293.5

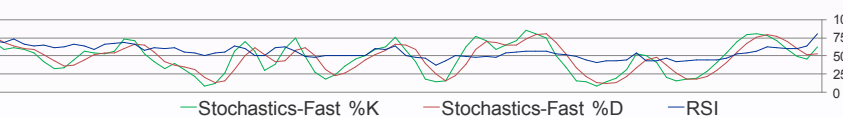
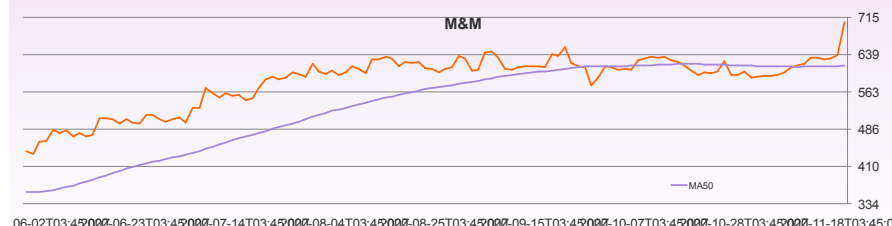
## Technical Call of the Day

Buy: M&M CMP: 705.75



## Technical call of the Day M&M Buy above Rs 706.

We recommend a Buy in the stock only above Rs706 with the stoploss of Rs695 for the target of Rs730.



We are also available on:



E-mail : [research@Dealmoney.in](mailto:research@Dealmoney.in)  
[www.dealmoneyonline.com](http://www.dealmoneyonline.com)

STOCKS TRADING IN POSITIVE ZONE: L&T, TATAMOTORS.  
 STOCKS TRADING IN NEGATIVE ZONE: BPCL, TITAN.

- Emami:** Emami has entered into home hygiene segment with products under 'Emasol' range. In order to promote the new products, the company has roped in Indian cricketer Shikhar Dhawan as the global brand ambassador for its Emasol range. To begin with, the company will offer disinfectant floor, toilet and bathroom cleaners along with 'antibacterial' dish wash gel and an all-purpose sanitiser.

CMP:	382.1
P/E(ttm):	58.0
Impact	Positive
- Wipro:** Wipro has received approval from shareholders for up to Rs 9,500 crore share buyback plan. The company's board of directors had last month approved a buyback proposal for purchase of up to 23.75 crore equity shares at Rs 400 per share, aggregating to an amount of up to Rs 9,500 crore. Resolution (special resolution seeking approval for buyback of equity shares) has been passed by members through postal ballot by remote e-voting process with requisite majority.

CMP:	345.3
P/E(ttm):	22.3
Impact	Positive
- Cipla:** Cipla has signed a licensing agreement with a Belgium-based firm, Multi G for the distribution of their COVID-19 Rapid Antibody test kit, across most Emerging markets and Europe. This licencing agreement is part of Cipla's efforts to enhance global access to life- saving treatments and diagnostic infrastructure for patients in need.

CMP:	743.0
P/E(ttm):	26.7
Impact	Positive
- Larsen & Toubro:** L&T has bagged biggest order ever for its Construction and Mining Equipment Businesses to supply 46 units of Komatsu Mining Equipment from Tata Steel. The order comprises of 41 units of Komatsu HD785-7 (100 Ton Dump Truck), three units of Komatsu WA900-3E0 (9 Cum Wheel Loader) and two units of Komatsu D275A -5R (410HP Crawler Dozer). The scope includes supply of equipment and full maintenance contract for 60,000 hours of equipment operation.

CMP:	1148.2
P/E(ttm):	90.4
Impact	Positive
- Tata Steel:** The Company has evinced its interest for acquiring stake in Odisha-based steel maker Neelachal Ispat Nigam (NINL). NINL is a joint venture company, in which four central PSUs -- MMTC, National Mineral Development Corporation (NMDC), Bharat Heavy Electricals (BHEL) and MECON -- and two Odisha government companies IPI-COL and Odisha Mining Corporation (OMC) are shareholders. In January 2020, the Centre gave an in-principle approval for strategic sale of NINL by allowing the six PSU shareholders to sell their stake in the steel company.

CMP:	517.2
P/E(ttm):	13.1
Impact	Positive

ttm = trailing twelve months

## Economic Snapshot

- The committee, comprising senior central and state tax officers, is looking to further tighten the Goods and Services Tax (GST) registration process and work out other legal measures including necessary law amendment required in the GST Act to curb the menace of fake invoicing. Also, the provisions related to deemed registration under GST law may be tightened to prevent the misuse of such provisions by fake dealers and the provisions related to the suspension of registration may also be streamlined to make the procedure of suspension and cancellation of registration more efficient and faster, so that such fraud operators can be prevented in time from continuing to pass on fake credit down the chain. The law committee would also consider the impact of the issuances of fake invoices and strict actions/measures required under the GST law to curb these activities and deliberate on measures that are required to plug loopholes in the law that are being exploited by the unscrupulous elements to defraud the exchequer.
- Domestic air traffic jumped by 33.67 percent month-on-month in October, continuing on a gradual but steady rebound after flights resumed in May after the lockdown. Data from industry regulator DGCA showed that 52.71 lakh people took to the air in October, compared to 39.43 lakh in September. The growth rate in September was a tad higher at 39 percent. Year-on-year, however, the numbers are still lower and were down 57.2 percent from October 2019. At the same time, the drop was less steep. In September, year-on-year traffic declined by 65.82 percent. For the year till October, the industry saw a total of 4.93 crore passengers, a drop of 58.27 percent from the same period a year ago.



# I-SOT

## INTRADAY STOCK TRADING

FREQUENCY	ALLOCATION	DURATION	RISK
4 calls a Day	Average Daily Premium of Rs.50,000	Intraday	High Risk

### SALIENT FEATURES:

- 👍 Fixed time for call generation – 2 calls at 9:30am and 2 calls @ 12:00pm
- 👍 High Risk – High Returns product
- 👍 Focused product for Intraday Derivative Traders
- 👍 Daily 4 calls to gain from intraday momentum
- 👍 High beta Midcap and Large cap F&O stocks for better entry and exit.

# DAILY DIGEST

## DERIVATIVES

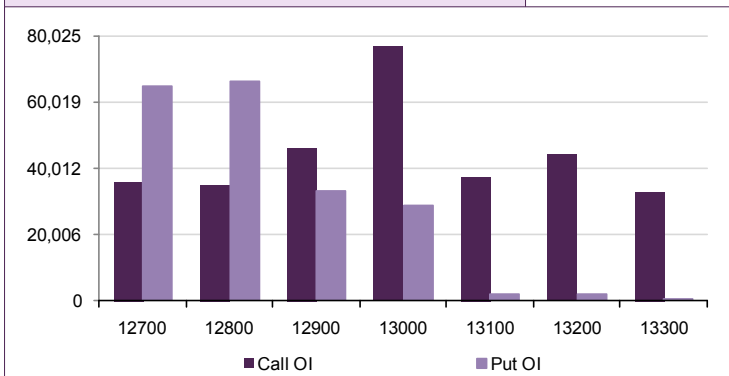
### Open Interest Gainers

Stock	Open Interest (contracts)	OI Change (%)	Price (Rs.)	Price change (%)
MFSL	4,630,600	61.5%	621.80	1.1%
BATAINDIA	1,372,800	22.7%	1437.20	4.0%
BOSCHLTD	218,750	12.3%	11503.95	-1.3%
FEDERALBNK	122,068,500	12.2%	62.20	6.7%
ASHOKLEY	31,428,000	12.0%	95.50	3.7%

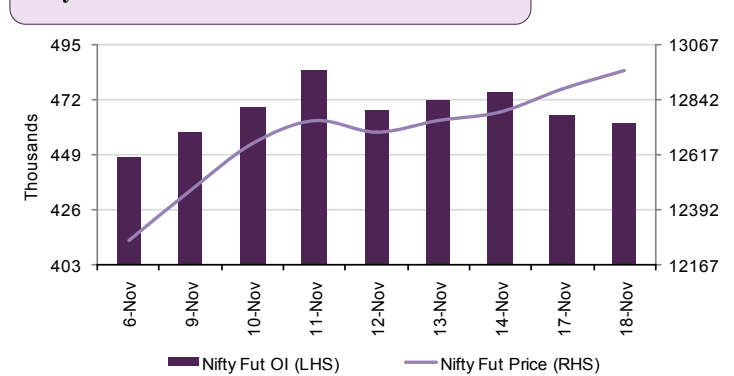
### Open Interest Losers

Stock	Open Interest (contracts)	OI Change (%)	Price (Rs.)	Price change (%)
LICHSGFIN	11,230,000	-9.2%	328.45	4.4%
PNB	62,216,000	-9.0%	30.85	3.0%
HINDPETRO	22,674,600	-8.7%	214.05	-1.7%
AMBUJACEM	13,620,000	-8.7%	262.80	-1.8%
INFRADEL	12,656,000	-8.1%	190.00	2.1%

### Nifty Option OI Distribution



### Nifty OI Vs Futures Price



### Top 5 Traded Stock Futures

Stock	Expiry Date	No of contracts traded	Contract value (Rs. Lacs)	LTP
BAJFINANCE	26-Nov-20	35,704	410,573	4655
RELIANCE	26-Nov-20	32,677	327,450	1993
SBIN	26-Nov-20	41,766	309,032	252
TATAMOTORS	26-Nov-20	23,773	227,718	174
M&M	26-Nov-20	22,639	218,192	706

### Top 5 Traded Stock Options

Stock	Expiry Date	Option Type	Strike price	No of contracts traded	Contract value (Rs. Lacs)	LTP
BAJFINANCE	26-Nov-20	CE	4,700	19,776	236,833	101.95
SBIN	26-Nov-20	CE	250	29,342	225,388	8.20
BAJFINANCE	26-Nov-20	CE	4,600	17,399	205,598	152.20
RELIANCE	26-Nov-20	CE	2,100	15,815	169,005	15.75
SBIN	26-Nov-20	CE	260	19,960	157,481	4.05

### Top 5 Contract Future Volumes

Stock	Expiry Date	No of Contracts traded	Current Cash Volume	Cash Delivery %
SBIN	26-Nov-20	41,766	26,494,834	2535.0%
BAJFINANCE	26-Nov-20	35,704	852,427	1135.0%
RELIANCE	26-Nov-20	32,677	3,601,706	2567.0%
ICICIBANK	26-Nov-20	28,106	12,537,101	4300.0%
INDUSINDBK	26-Nov-20	24,551	3,895,904	1528.0%

### Bottom 5 Contract Future Volumes

Stock	Expiry Date	No of Contracts traded	Current Cash Volume	Cash Delivery %
JINDALSTEL	26-Nov-20	27	875,665	2145.0%
SUNTV	26-Nov-20	72	419,314	3098.0%
BHEL	26-Nov-20	86	8,567,250	4090.0%
SAIL	26-Nov-20	119	6,941,513	4347.0%
CANBK	26-Nov-20	148	2,129,301	2740.0%

# DAILY DIGEST

## SUPPORT / RESISTANCE LEVEL

Company Name	Closing Price	S3	S2	S1	Pivot	R1	R2	R3
ACC	1686.30	1634.50	1651.77	1669.03	1689.42	1706.68	1744.33	1781.98
Adani Ports	391.10	368.80	376.23	383.67	389.43	396.87	410.07	423.27
Ambuja Cements	262.00	253.60	256.40	259.20	263.45	266.25	273.30	280.35
Asian Paints	2195.75	2122.20	2146.72	2171.23	2190.62	2215.13	2259.03	2302.93
Aurobindo Pharma	835.00	800.80	812.20	823.60	841.50	852.90	882.20	911.50
Axis Bank	636.30	604.10	614.83	625.57	632.78	643.52	661.47	679.42
Bajaj Auto	3037.90	2952.00	2980.63	3009.27	3032.53	3061.17	3113.07	3164.97
Bank Of Baroda	49.60	44.10	45.93	47.77	48.83	50.67	53.57	56.47
Bharti Airtel	478.40	457.20	464.27	471.33	478.17	485.23	499.13	513.03
Bharti Infratel	190.05	178.25	182.18	186.12	188.48	192.42	198.72	205.02
BHEL	28.45	27.70	27.95	28.20	28.40	28.65	29.10	29.55
Bosch	11501.75	10840.15	11060.68	11281.22	11485.58	11706.12	12131.02	12555.92
BPCL	383.05	360.25	367.85	375.45	384.95	392.55	409.65	426.75
Cipla	742.95	715.00	724.32	733.63	742.82	752.13	770.63	789.13
Coal India	128.25	122.85	124.65	126.45	127.65	129.45	132.45	135.45
Dr. Reddy'S Lab	4703.80	4555.00	4604.60	4654.20	4724.60	4774.20	4894.20	5014.20
Eicher Motors	2614.15	2397.40	2469.65	2541.90	2585.95	2658.20	2774.50	2890.80
Gail	93.95	90.95	91.95	92.95	93.80	94.80	96.65	98.50
Grasim	848.95	824.80	832.85	840.90	846.30	854.35	867.80	881.25
HCL Technologies	814.30	780.60	791.83	803.07	811.48	822.72	842.37	862.02
HDFC	2364.90	2271.20	2302.43	2333.67	2351.53	2382.77	2431.87	2480.97
HDFC Bank	1408.70	1379.10	1388.97	1398.83	1408.92	1418.78	1438.73	1458.68
Hero Motocorp	2983.00	2838.45	2886.63	2934.82	2991.88	3040.07	3145.32	3250.57
Hindalco	219.35	200.85	207.02	213.18	216.72	222.88	232.58	242.28
HUL	2132.10	2081.80	2098.57	2115.33	2142.67	2159.43	2203.53	2247.63
ICICI Bank	497.65	473.50	481.55	489.60	494.30	502.35	515.10	527.85
Idea	9.20	8.65	8.83	9.02	9.28	9.47	9.92	10.37
Indusind Bank	828.30	716.00	753.43	790.87	812.43	849.87	908.87	967.87
Infosys	1110.55	1070.20	1083.65	1097.10	1114.90	1128.35	1159.60	1190.85
ITC	184.05	177.05	179.38	181.72	185.08	187.42	193.12	198.82
Kotak Mahindra Bank	1830.60	1718.50	1755.87	1793.23	1821.52	1858.88	1924.53	1990.18
L&T	1148.15	1004.05	1052.08	1100.12	1127.18	1175.22	1250.32	1325.42
Lupin	884.30	857.50	866.43	875.37	880.93	889.87	904.37	918.87
M&M	705.75	564.05	611.28	658.52	684.23	731.47	804.42	877.37
Maruti Suzuki India	7054.30	6826.00	6902.10	6978.20	7024.10	7100.20	7222.20	7344.20
NTPC	88.30	86.65	87.20	87.75	88.65	89.20	90.65	92.10
ONGC	71.95	69.70	70.45	71.20	71.65	72.40	73.60	74.80
Power Grid	185.40	179.80	181.67	183.53	186.62	188.48	193.43	198.38
RIL	1987.20	1913.70	1938.20	1962.70	1984.60	2009.10	2055.50	2101.90
SBI	252.00	222.80	232.53	242.27	247.63	257.37	272.47	287.57
Sun Pharma	513.00	499.65	504.10	508.55	513.45	517.90	527.25	536.60
Tata Motors	173.50	138.30	150.03	161.77	170.28	182.02	202.27	222.52
Tata Motors DVR	76.05	60.05	65.38	70.72	74.33	79.67	88.62	97.57
Tata Power	60.60	54.15	56.30	58.45	59.85	62.00	65.55	69.10
Tata Steel	517.20	497.50	504.07	510.63	517.22	523.78	536.93	550.08
TCS	2626.65	2549.90	2575.48	2601.07	2632.63	2658.22	2715.37	2772.52
Tech Mahindra	836.10	815.40	822.30	829.20	837.05	843.95	858.70	873.45
Ultratech	4927.50	4780.00	4829.17	4878.33	4909.17	4958.33	5038.33	5118.33
Wipro	345.30	331.25	335.93	340.62	346.48	351.17	361.72	372.27
Yes Bank	14.70	14.05	14.27	14.48	14.67	14.88	15.28	15.68
Zee Entertainment	190.50	179.90	183.43	186.97	189.58	193.12	199.27	205.42

## Disclaimer

For private circulation only

Website: [www.dealmoneyonline.in](http://www.dealmoneyonline.in)

**DISCLAIMER** : SEBI Research Analyst Registration No: INH000002319 For any grievance mail at [compliance@dealmoney.in](mailto:compliance@dealmoney.in)

Dealmoney Securities Private Limited (hereinafter referred to as "Dealmoney") is a registered Member of National Stock Exchange of India Limited, Bombay Stock Exchange Limited and MCX Stock Exchange Limited. Dealmoney is also registered as a Depository Participant with CDSL. Dealmoney is in the process of making an application with SEBI for registering it as a Research Entity in terms of SEBI (Research Analyst) Regulations, 2014. Dealmoney or its associates has not been debarred/ suspended by SEBI or any other regulatory authority for accessing /dealing in securities Market and no material disciplinary action has been taken by SEBI/other regulatory authorities impacting Dealmoney's Equity Research Analysis. Dealmoney or its associates/ analyst including its relatives do not hold any actual/beneficial ownership of more than 1% in the company/ies covered by Analyst (hereinafter referred to as "Subject Company/ies"). Dealmoney or its associates/analyst including its relatives may hold financial interest in the company/ies covered by Analyst (hereinafter referred to as "Subject Company/ies"). Dealmoney or its associates/ analysts or his/her relative does not receive any compensation or other benefits from the subject company/ies mentioned in this research report (hereinafter referred to as "Report") or from a third party in connection with preparation of the report. Accordingly, Dealmoney or its associates/analyst or his/her relative does not have any other material conflict of interest at the time of publication of the Report.

Research analyst/s engaged in preparation of the Report, has not received any compensation / managed or co-managed public offering of securities of the subject company/ies / has not received compensation for investment banking or merchant banking or brokerage services from the subject company/ies / has not received compensation for products or services other than investment banking or merchant banking or brokerage services from the subject company/ies / has not received compensation or other benefits from the subject company/ies or third party in connection with the Report of the subject company/ies during the past twelve months / has not served as an officer, director or employee of subject Company/ies and is not engaged in market making activity of the subject Company/ies.

Dealmoney group companies provides finance related product services like distribution of financial products and as such is a provider of many services like loans, mutual funds, tax & trust planning etc. mentioned in this brochure. And hence, Dealmoney do not warranty / guarantee about performance of any products and customer servicing w.r.t third party products per se.

Third party products are subject to code of conduct to be adhered to by the representatives of Dealmoney and Dealmoney is not responsible for the losses, whether actual or notional incurred by any investor. Services assured and expected may vary from actual service and Dealmoney does not guarantee about the quality of services. Investments in securities and commodities are subject to market and other risks and there is no assurance or guarantee that the objectives of any of the Investments/Schemes/product would be achieved. Past performances are only indicative and returns are not assured and guaranteed by Dealmoney group companies. The price, value of and income from any of the securities or financial instruments mentioned in this report can fall as well as rise. The value of securities and financial instruments is subject to exchange rate fluctuation that may have a positive or adverse effect on the price or income of such securities or financial instruments.

Reports on technical and derivative analysis are based on studying charts of a stock's price movement, outstanding positions and trading volume as opposed to focussing on a company's fundamentals and as such, may not match with a report on a company's fundamentals. The opinions expressed in the Report are our current opinions as of the date of this report and may be subject to change from time to time without notice. Dealmoney or any persons connected with it do not accept any liability arising from use of this material/document/Report.

Information/ opinion conveyed through this material/document/Report are strictly meant for the registered Clients of Dealmoney group of Companies of the respective segments. This information is not intended for distribution to, or use by, any person or entity in any jurisdiction or country where such distribution or use would be contrary to law or regulation or which would subject Dealmoney or its affiliates to any registration requirement within such jurisdiction or country. This information does not constitute an offer to sell or a solicitation of an offer to buy any financial products to any person in any jurisdiction where it is unlawful to make such an offer or solicitation. No part of this material may be duplicated in whole or in part in any form and / or redistributed without the prior written consent of Dealmoney. This material/document/Report is being supplied to you solely for your information, and its contents, information or data may not be reproduced, redistributed or passed on directly or indirectly.

Recipients of the Report shall always independently verify reliability and suitability of the Report and opinions before investing.

For Company details, please visit our website [www.dealmoneyonline.com](http://www.dealmoneyonline.com)

For research related query, write to us at [research@dealmoney.in](mailto:research@dealmoney.in)