

20 August 2019

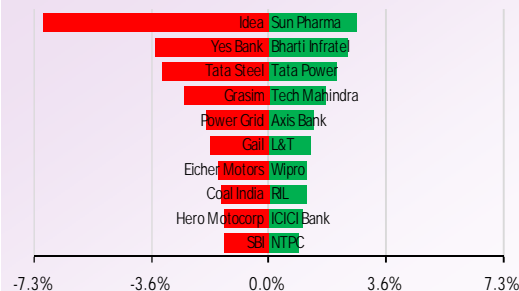
NIFTY TO TRADE BETWEEN 11,030-11,140.

On daily scale Nifty failed to surpass the resistance of 20 EMA and closed near to its day low. 11,150 would be acting as a support level. 11,150 would be acting as an important resistance level, Index needs to surpass and close above it to continue its run towards 11,350-11,400 levels.

TRADERS COMMENT

Domestic indices pared gains in the afternoon trade to end flat on Monday. after hopes of a revival package from the government lifted sentiment at D-Street. Sentiment was also supported by gains in the Asian markets. Sensex was up 38.8 points or 0.10% at 37,350.33 while nifty was up by 18.40 points or 0.17% at 11,047.80

NIFTY MOVERS & SHAKERS



TOP 5 SECTOR MOVERS




Chart of the Day

RAYMOND FUT

Sell below Rs 613.45.

The stock is trading below to its prior low and below to its 20 ema support. We recommend sell only below Rs613.45 with the stoploss of Rs625 for the target of Rs590.



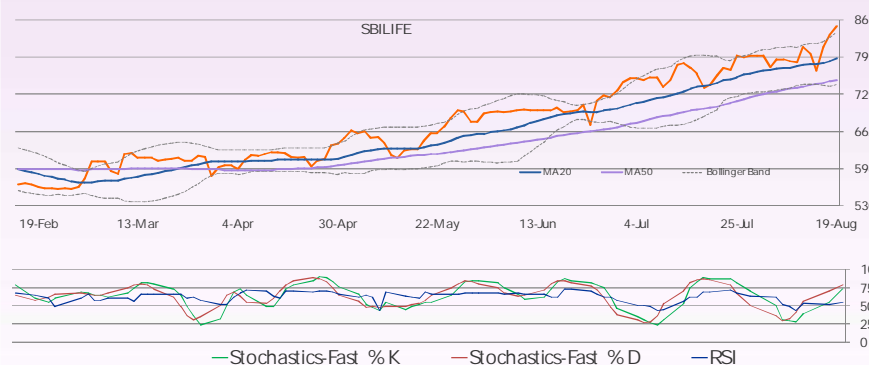
Technical call of the Day

SBILIFE

above Rs 852.

Buy

We recommend a Buy in the stock only above Rs852 with the stoploss of Rs830 for the target of Rs895.



We are also available on:



E-mail : research@Dealmoney.in
www.dealmoneyonline.com

STOCKS TRADING IN POSITIVE ZONE: SUNPHARMA, INFRA TEL.
 STOCKS TRADING IN NEGATIVE ZONE: YESBANK, GRISAM.

DAILY DIGEST

- Vodafone Idea: Ravinder Takkar appointed as MD & CEO. CEO Balesh Sharma resigned with immediate effect and will take up a new role in Vodafone Group.

CMP:	6.0
P/E(ttm):	NA
Impact	Neutral

- Hero MotoCorp: denies participation and / or any investment made in Blu Smart Mobility. The company clarified that it neither released any media report related to Blu Smart Mobility nor was consulted for the same by any agency or person.

CMP:	2631.5
P/E(ttm):	14.1
Impact	Neutral

- Zee Entertainment: Subhash Chandra's Essel Group will repay about Rs 2,600 crore to mutual funds this week out of Rs 4,200 crore it raised by selling 11 per cent in Zee Entertainment to global fund Invesco Oppenheimer.

CMP:	348.1
P/E(ttm):	18.6
Impact	Neutral

- Mahanagar Gas: BG Asia Pacific Holding, the promoter of Mumbai-based Mahanagar Gas, is looking to exit completely from the city gas distribution company by selling 10 per cent stake for Rs 724 crore through a block deal on Tuesday.

CMP:	787.0
P/E(ttm):	13.2
Impact	Neutral

- KEC International: The infrastructure company said it has won Rs 845-crore orders for construction works in regional rapid transit system (RRTS) and metro sectors.

CMP:	294.9
P/E(ttm):	17.3
Impact	Neutral

ttm = trailing twelve months

Economic Snapshot

- The Reserve Bank of India will sell five government securities worth Rs 17,000 crore on Friday, the central bank said in a statement. The move will suck out liquidity from the financial system. "Subject to the limit of Rs 17,000 crore being total notified amount, GoI (Government of India) will have the option to retain additional subscription up to Rs 1,000 crore each against any one or more of the above securities," the RBI said on Monday. The auction will be price based using multiple price method. Up to 5 per cent of the notified amount of the sale of the stocks will be allotted to eligible individuals and institutions. The RBI further said both competitive and non-competitive bids for the auction should be submitted in electronic format on the Reserve Bank of India Core Banking Solution (E-Kuber) system on August 23, 2019 (Friday).
- Finance Minister Nirmala Sitharaman on August 19 said corporate tax rate for companies with over Rs 400 crore turnover will be gradually cut to 25 per cent and the government will support wealth creators. In her maiden Budget last month, she had cut corporate tax for companies with annual turnover of up to Rs 400 crore to 25 per cent from 30 per cent earlier. Last year, the then Finance Minister Arun Jaitley had cut the corporate income tax rate to 25 per cent for companies with a turnover of up to Rs 250 crore. Speaking at an industry event here, Sitharaman said the corporate tax reduction for the rest of corporates would be gradual.



I-SOT

INTRADAY STOCK TRADING

FREQUENCY	ALLOCATION	DURATION	RISK
4 calls a Day	Average Daily Premium of Rs.50,000	Intraday	High Risk

SALIENT FEATURES:

- 👍 Fixed time for call generation – 2 calls at 9:30am and 2 calls @ 12:00pm
- 👍 High Risk – High Returns product
- 👍 Focused product for Intraday Derivative Traders
- 👍 Daily 4 calls to gain from intraday momentum
- 👍 High beta Midcap and Large cap F&O stocks for better entry and exit.

DERIVATIVES

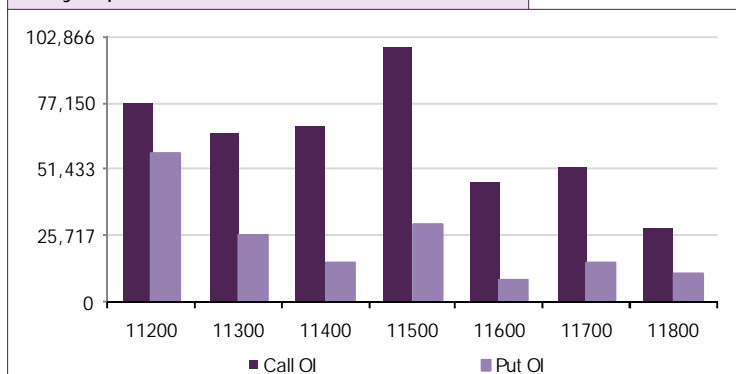
Open Interest Gainers

Stock	Open Interest (contracts)	OI Change (%)	Price (Rs.)	Price change (%)
APOLLOHOSP	1,478,500	34.4%	1458.30	0.0%
APOLLOTYRE	8,031,000	23.5%	162.45	0.0%
GLENMARK	5,690,000	13.4%	362.10	0.0%
IDBI	23,988,000	11.1%	24.35	0.0%
TATAMTRDVR	33,858,000	8.4%	56.75	0.0%

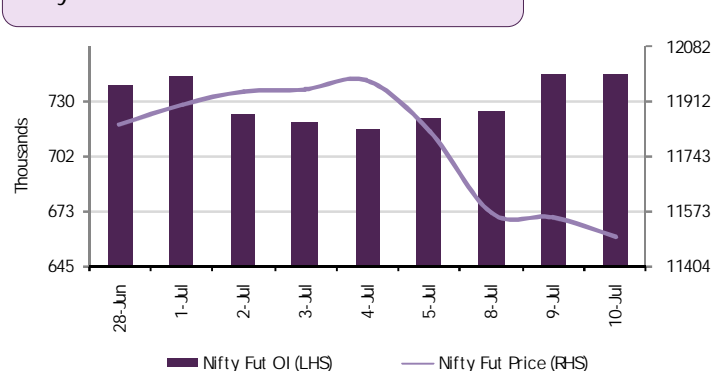
Open Interest Losers

Stock	Open Interest (contracts)	OI Change (%)	Price (Rs.)	Price change (%)
TORNTPHARM	506,500	-12.1%	1653.40	0.0%
UPL	14,742,900	-6.3%	548.40	0.0%
JUSTDIAL	2,447,200	-5.9%	670.30	0.0%
BSOFT	2,830,500	-5.8%	61.00	0.0%
MFSL	2,583,600	-5.4%	418.00	0.0%

Nifty Option OI Distribution



Nifty OI Vs Futures Price



Top 5 Traded Stock Futures

Stock	Expiry Date	No of contracts traded	Contract value (Rs. Lacs)	LTP
IBULHSGFIN	29-Aug-19	51,047	206,299	534
RELIANCE	29-Aug-19	27,775	178,090	1282
SBIN	29-Aug-19	20,273	175,969	291
HDFC	29-Aug-19	13,275	140,595	2106
HDFCBANK	29-Aug-19	20,932	116,365	2230

Top 5 Traded Stock Options

Stock	Expiry Date	Option Type	Strike price	No of contracts traded	Contract value (Rs. Lacs)	LTP
RELIANCE	29-Aug-19	CE	1,300	10,059	66,303	17.10
MARUTI	29-Aug-19	CE	6,000	9,736	44,588	135.65
RELIANCE	29-Aug-19	PE	1,260	6,720	42,910	16.00
SBIN	29-Aug-19	CE	300	4,401	40,075	4.10
RELIANCE	29-Aug-19	PE	1,280	5,765	37,618	24.15

Top 5 Contract Future Volumes

Stock	Expiry Date	No of Contracts traded	Current Cash Volume	Cash Delivery %
IBULHSGFIN	29-Aug-19	51,047	#N/A	#N/A
YESBANK	29-Aug-19	44,068	#N/A	#N/A
RELIANCE	29-Aug-19	27,775	#N/A	#N/A
HDFCBANK	29-Aug-19	20,932	#N/A	#N/A
SBIN	29-Aug-19	20,273	#N/A	#N/A

Bottom 5 Contract Future Volumes

Stock	Expiry Date	No of Contracts traded	Current Cash Volume	Cash Delivery %
OFSS	29-Aug-19	222	#N/A	#N/A
OIL	29-Aug-19	301	#N/A	#N/A
BSOFT	29-Aug-19	395	#N/A	#N/A
CONCOR	29-Aug-19	414	#N/A	#N/A
RAMCOCEM	29-Aug-19	419	#N/A	#N/A

SUPPORT / RESISTANCE LEVEL

Company Name	Closing Price	S3	S2	S1	Pivot	R1	R2	R3
ACC	1589.10	1549.40	1562.63	1575.87	1596.43	1609.67	1643.47	1677.27
Adani Ports	357.40	349.60	352.20	354.80	359.10	361.70	368.60	375.50
Ambuja Cements	212.00	206.00	208.00	210.00	213.30	215.30	220.60	225.90
Asian Paints	1586.45	1554.85	1565.38	1575.92	1592.73	1603.27	1630.62	1657.97
Aurobindo Pharma	603.80	583.95	590.57	597.18	604.87	611.48	625.78	640.08
Axis Bank	685.00	663.70	670.80	677.90	683.45	690.55	703.20	715.85
Bajaj Auto	2725.50	2654.60	2678.23	2701.87	2737.43	2761.07	2820.27	2879.47
Bank Of Baroda	102.60	99.10	100.27	101.43	102.32	103.48	105.53	107.58
Bharti Airtel	361.00	353.35	355.90	358.45	362.35	364.90	371.35	377.80
Bharti Infratel	255.30	240.60	245.50	250.40	254.95	259.85	269.30	278.75
BHEL	51.30	50.00	50.43	50.87	51.33	51.77	52.67	53.57
Bosch	13633.10	12836.20	13101.83	13367.47	13768.73	14034.37	14701.27	15368.17
BPCL	347.00	337.90	340.93	343.97	349.03	352.07	360.17	368.27
Cipla	475.85	463.65	467.72	471.78	478.67	482.73	493.68	504.63
Coal India	198.95	194.00	195.65	197.30	200.20	201.85	206.40	210.95
Dr. Reddy'S Lab	2509.10	2421.05	2450.40	2479.75	2524.35	2553.70	2627.65	2701.60
Eicher Motors	16337.70	15785.20	15969.37	16153.53	16476.77	16660.93	17168.33	17675.73
Gail	127.30	122.30	123.97	125.63	128.27	129.93	134.23	138.53
Grasim	732.35	702.80	712.65	722.50	741.15	751.00	779.50	808.00
HCL Technologies	1064.05	1037.35	1046.25	1055.15	1066.55	1075.45	1095.75	1116.05
HDFC	2114.05	2061.20	2078.82	2096.43	2115.72	2133.33	2170.23	2207.13
HDFC Bank	2206.85	2161.40	2176.55	2191.70	2216.85	2232.00	2272.30	2312.60
Hero Motocorp	2631.50	2532.45	2565.47	2598.48	2649.22	2682.23	2765.98	2849.73
Hindalco	181.15	173.25	175.88	178.52	180.38	183.02	187.52	192.02
HUL	1820.90	1777.00	1791.63	1806.27	1825.63	1840.27	1874.27	1908.27
ICICI Bank	423.40	412.30	416.00	419.70	423.80	427.50	435.30	443.10
Idea	6.00	5.25	5.50	5.75	6.10	6.35	6.95	7.55
Indusind Bank	1442.50	1403.20	1416.30	1429.40	1443.65	1456.75	1484.10	1511.45
Infosys	777.65	763.70	768.35	773.00	778.00	782.65	792.30	801.95
ITC	251.55	244.60	246.92	249.23	253.27	255.58	261.93	268.28
Kotak Mahindra Bank	1496.35	1461.60	1473.18	1484.77	1502.13	1513.72	1542.67	1571.62
L&T	1352.20	1317.05	1328.77	1340.48	1350.72	1362.43	1384.38	1406.33
Lupin	732.00	705.60	714.40	723.20	736.30	745.10	767.00	788.90
M&M	520.55	500.25	507.02	513.78	524.77	531.53	549.28	567.03
Maruti Suzuki India	5982.55	5798.80	5860.05	5921.30	5972.85	6034.10	6146.90	6259.70
NTPC	118.90	114.75	116.13	117.52	118.98	120.37	123.22	126.07
ONGC	126.30	123.60	124.50	125.40	126.95	127.85	130.30	132.75
Power Grid	207.05	202.30	203.88	205.47	207.73	209.32	213.17	217.02
RIL	1292.60	1263.20	1273.00	1282.80	1289.80	1299.60	1316.40	1333.20
SBI	286.85	279.60	282.02	284.43	288.42	290.83	297.23	303.63
Sun Pharma	426.00	407.80	413.87	419.93	427.07	433.13	446.33	459.53
Tata Motors	120.80	117.40	118.53	119.67	121.13	122.27	124.87	127.47
Tata Motors DVR	56.75	54.40	55.18	55.97	56.68	57.47	58.97	60.47
Tata Power	57.25	54.20	55.22	56.23	57.17	58.18	60.13	62.08
Tata Steel	38.40	35.85	36.70	37.55	38.95	39.80	42.05	44.30
TCS	2163.00	2129.40	2140.60	2151.80	2168.90	2180.10	2208.40	2236.70
Tech Mahindra	670.35	648.60	655.85	663.10	668.75	676.00	688.90	701.80
Ultratech	4158.15	4015.80	4063.25	4110.70	4189.85	4237.30	4363.90	4490.50
Wipro	252.10	246.80	248.57	250.33	251.77	253.53	256.73	259.93
Yes Bank	76.65	71.25	73.05	74.85	77.80	79.60	84.35	89.10
Zee Entertainment	348.05	333.45	338.32	343.18	347.52	352.38	361.58	370.78

Disclaimer

For private circulation only

Website: www.dealmoneyonline.in**DISCLAIMER :** SEBI Research Analyst Registration No: INH000002319 For any grievance mail at compliance@dealmoney.in

Dealmoney Securities Private Limited (hereinafter referred to as "Dealmoney") is a registered Member of National Stock Exchange of India Limited, Bombay Stock Exchange Limited and MCX Stock Exchange Limited. Dealmoney is also registered as a Depository Participant with CDSL. Dealmoney is in the process of making an application with SEBI for registering it as a Research Entity in terms of SEBI (Research Analyst) Regulations, 2014. Dealmoney or its associates has not been debarred/ suspended by SEBI or any other regulatory authority for accessing /dealing in securities Market and no material disciplinary action has been taken by SEBI/other regulatory authorities impacting Dealmoney's Equity Research Analysis. Dealmoney or its associates/analyst including its relatives do not hold any actual/beneficial ownership of more than 1% in the company/ies covered by Analyst (hereinafter referred to as "Subject Company/ies"). Dealmoney or its associates/analyst including its relatives may hold financial interest in the company/ies covered by Analyst (hereinafter referred to as "Subject Company/ies"). Dealmoney or its associates/analysts or his/her relative does not receive any compensation or other benefits from the subject company/ies mentioned in this research report (hereinafter referred to as "Report") or from a third party in connection with preparation of the report. Accordingly, Dealmoney or its associates/analyst or his/her relative does not have any other material conflict of interest at the time of publication of the Report.

Research analyst/s engaged in preparation of the Report, has not received any compensation / managed or co-managed public offering of securities of the subject company/ies / has not received compensation for investment banking or merchant banking or brokerage services from the subject company/ies / has not received compensation for products or services other than investment banking or merchant banking or brokerage services from the subject company/ies / has not received compensation or other benefits from the subject company/ies or third party in connection with the Report of the subject company/ies during the past twelve months / has not served as an officer, director or employee of subject Company/ies and is not engaged in market making activity of the subject Company/ies.

Dealmoney or its associates are engaged in various financial services business, thus, it might have, received any compensation / managed or co-managed public offering of securities of the subject company/ies / received compensation for investment banking or merchant banking or brokerage services from the subject company/ies / received compensation for products or services other than investment banking or merchant banking or brokerage services from the subject company/ies / received compensation or other benefits from the subject company/ies or third party in connection with the Report of subject company/ies during the past twelve months engaged in market making activity for the subject company/ies.

Dealmoney group companies provides finance related product services like distribution of financial products and as such is a provider of many services like loans, mutual funds, tax & trust planning etc. mentioned in this brochure. And hence, Dealmoney do not warranty / guarantee about performance of any products and customer servicing w.r.t third party products per se.

Third party products are subject to code of conduct to be adhered to by the representatives of Dealmoney and Dealmoney is not responsible for the losses, whether actual or notional incurred by any investor. Services assured and expected may vary from actual service and Dealmoney does not guarantee about the quality of services. Investments in securities and commodities are subject to market and other risks and there is no assurance or guarantee that the objectives of any of the Investments/Schemes/product would be achieved. Past performances are only indicative and returns are not assured and guaranteed by Dealmoney group companies. The price, value of and income from any of the securities or financial instruments mentioned in this report can fall as well as rise. The value of securities and financial instruments is subject to exchange rate fluctuation that may have a positive or adverse effect on the price or income of such securities or financial instruments.

Reports on technical and derivative analysis are based on studying charts of a stock's price movement, outstanding positions and trading volume as opposed to focussing on a company's fundamentals and as such, may not match with a report on a company's fundamentals. The opinions expressed in the Report are our current opinions as of the date of this report and may be subject to change from time to time without notice. Dealmoney or any persons connected with it do not accept any liability arising from use of this material/document/Report.

Information/ opinion conveyed through this material/document/Report are strictly meant for the registered Clients of Dealmoney group of Companies of the respective segments. This information is not intended for distribution to, or use by, any person or entity in any jurisdiction or country where such distribution or use would be contrary to law or regulation or which would subject Dealmoney or its affiliates to any registration requirement within such jurisdiction or country. This information does not constitute an offer to sell or a solicitation of an offer to buy any financial products to any person in any jurisdiction where it is unlawful to make such an offer or solicitation. No part of this material may be duplicated in whole or in part in any form and / or redistributed without the prior written consent of Dealmoney. This material/document/Report is being supplied to you solely for your information, and its contents, information or data may not be reproduced, redistributed or passed on directly or indirectly. Recipients of the Report shall always independently verify reliability and suitability of the Report and opinions before investing.

For Company details, please visit our website www.dealmoneyonline.com

For research related query, write to us at research@dealmoney.in