

21 August 2019

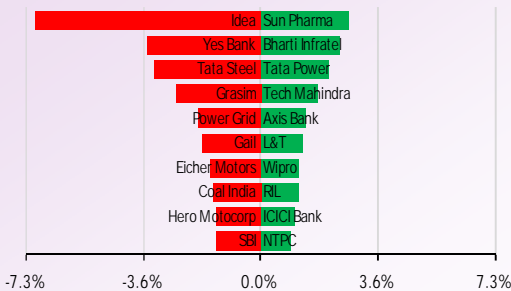
NIFTY TO TRADE BETWEEN 10,960-11,140.

Nifty ended in negative zone, on hourly chart nifty was able to hold the support of rising trend line and it rested around it. 11,050 would be acting as a resistance level, above that it may move towards 11,140-11,150 levels for that to happen, index need to hold the support level of 10,960-10,990 levels.

TRADERS COMMENT

Sentiment at D-Street remained subdued on Tuesday as no stimulus was in sight for the staggering economy. Asian shares rose on Tuesday as hopes for stimulus in major economies tempered anxiety about a global recession, boosting riskier assets and drawing money from safe-havens such as bonds and gold. Sensex was down 74.48 points or 0.20% at 37,328.01 while nifty was down by 36.90 points or 0.33% at 11,017.00

NIFTY MOVERS & SHAKERS



TOP 5 SECTOR MOVERS




Chart of the Day EICHERMOT FUT

Sell below Rs 15,990.

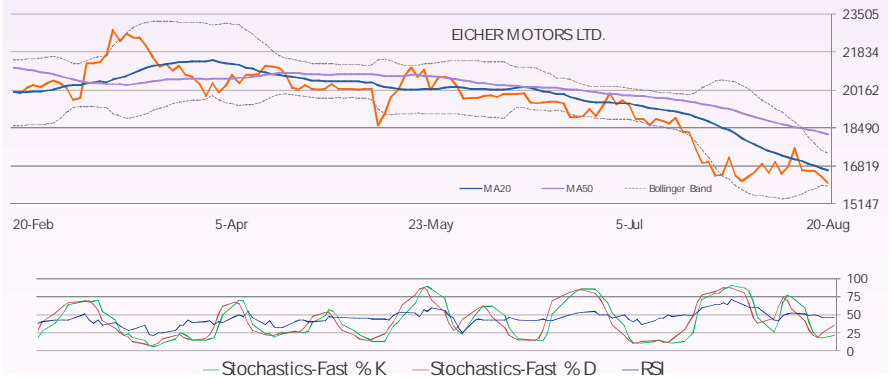
The stock is trading below to its prior low and below to its 20 ema support. We recommend sell only below Rs15,990 with the stoploss of Rs16,310 for the target of Rs15,355.

Chart of the Day

Sell: EICHERMOT FUT CMP: 16,125

Technical Call of the Day

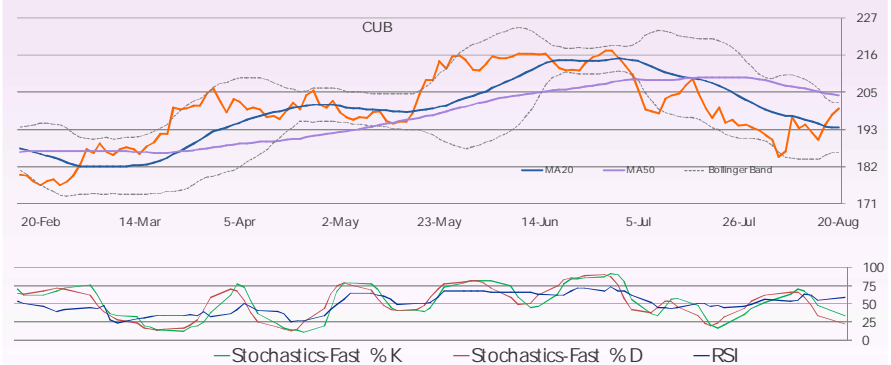
Buy: CUB CMP: 200.45



Technical call of the Day

Buy CUB above Rs 201.

We recommend a Buy in the stock only above Rs201 with the stoploss of Rs196 for the target of Rs212.



We are also available on:



E-mail : research@Dealmoney.in
www.dealmoneyonline.com

STOCKS TRADING IN POSITIVE ZONE: SUNPHARMA, INFRA TEL.
 STOCKS TRADING IN NEGATIVE ZONE: YESBANK, GRISAM.

- Dr Reddy's Labs: The US health regulator has issued eight observations to Dr Reddy's Laboratories after the inspection of its Duvvada facility in Andhra Pradesh, the pharma major said on Tuesday.

CMP:	2509.1
P/E(ttm):	NA
Impact	Neutral
- Max Financial: Analjit Singh is in talks to sell a 10% stake in Max Financial Services, the holding company for Max Life Insurance, to raise as much as ₹1,200 crore.

CMP:	419.0
P/E(ttm):	2.2
Impact	Neutral
- HFCL: The domestic telecom gear maker said it has bagged Rs 3,329 crore order from state-owned BSNL to build and maintain communication network of Indian army under Network for Spectrum project.

CMP:	18.9
P/E(ttm):	10.6
Impact	Neutral
- MCX: Commodity exchange MCX said that Gulshan Rai will not join its board. In June, the company had informed that market regulator Securities and Exchange Board of India has approved appointment of Gulshan Rai on the Board of MCX.

CMP:	866.2
P/E(ttm):	25.9
Impact	Neutral
- United Spirits: The recovery official of the Debt Recovery Tribunal on Tuesday sold more than 33 lakh shares of United Spirits for around Rs 196 crore, according to the block deal data of stock exchanges.

CMP:	585.7
P/E(ttm):	54.9
Impact	Neutral

ttm = trailing twelve months

Economic Snapshot

- The compliance culture in Indian banks is far from satisfactory and some of the big losses suffered on account of frauds could have been avoided if it was in place, the Reserve Bank of India's (RBI) deputy governor MK Jain said on August 20. Jain, who is in charge of banking and non-banking supervision departments, said that the regulator has imposed penalties of Rs 122.9 crore on 70 occasions between January and July this year. "Subsequent to the financial crisis, the focus on compliance has gone up significantly, especially in the area of Know Your Customer, Anti-money Laundering, suitability and appropriateness of banking product offered to specific customer. In this context, despite benefits offered, the compliance culture of Indian banks is far from satisfactory," Jain said.
- The focus of the Direct Taxes Code (DTC) panel, which has submitted its recommendations to finance minister (FM) Nirmala Sitharaman, is likely to be on cleaning up and making the tax code more efficient, said A Prasanna, chief economist at I-Sec PD. The government-appointed task force on direct taxes submitted its recommendations to Finance Minister Nirmala Sitharaman on August 19. The recommendations have not been made public as of now but according to an exclusive newsbreak from taxutra.com's Arun Giri, there are a host of proposed changes. According to sources, the tax force has batted for a big tax relief for the middle class and individuals earning up to Rs 50 lakh per annum.



I-SOT

INTRADAY STOCK TRADING

FREQUENCY	ALLOCATION	DURATION	RISK
4 calls a Day	Average Daily Premium of Rs.50,000	Intraday	High Risk

SALIENT FEATURES:

- 👍 Fixed time for call generation - 2 calls at 9:30am and 2 calls @ 12:00pm
- 👍 High Risk - High Returns product
- 👍 Focused product for Intraday Derivative Traders
- 👍 Daily 4 calls to gain from intraday momentum
- 👍 High beta Midcap and Large cap F&O stocks for better entry and exit.

DERIVATIVES

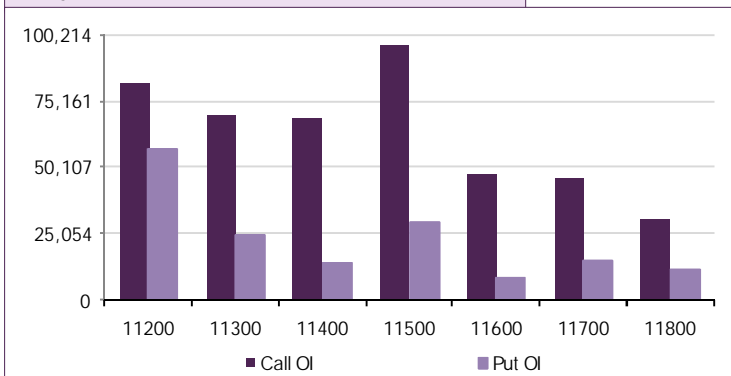
Open Interest Gainers

Stock	Open Interest (contracts)	OI Change (%)	Price (Rs.)	Price change (%)
MGL	3,022,800	85.1%	833.80	8.4%
MFSL	2,847,600	14.9%	439.30	5.3%
NMDC	29,508,000	12.5%	90.25	-11.6%
BERGEPAIN	3,471,600	10.3%	367.80	1.0%
STAR	3,031,200	8.5%	379.70	-3.9%

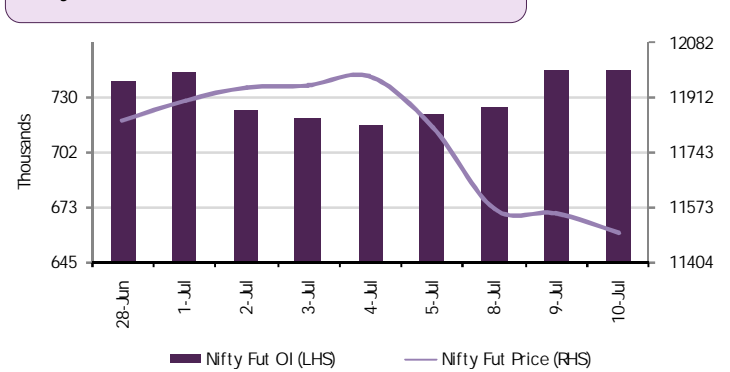
Open Interest Losers

Stock	Open Interest (contracts)	OI Change (%)	Price (Rs.)	Price change (%)
ACC	1,870,000	-9.0%	1540.85	-3.0%
MCX	1,533,000	-8.3%	858.45	-1.1%
ARVIND	5,790,000	-7.0%	50.30	0.4%
SIEMENS	1,241,350	-6.7%	1166.20	-0.1%
IDBI	23,304,000	-6.3%	26.50	-4.3%

Nifty Option OI Distribution



Nifty OI Vs Futures Price



Top 5 Traded Stock Futures

Stock	Expiry Date	No of contracts traded	Contract value (Rs. Lacs)	LTP
SBIN	29-Aug-19	21,681	184,316	284
RELIANCE	29-Aug-19	24,169	154,979	1278
IBULHSGFIN	29-Aug-19	37,226	150,375	518
MARUTI	29-Aug-19	29,652	135,579	6176
BAJFINANCE	29-Aug-19	15,131	124,314	3298

Top 5 Traded Stock Options

Stock	Expiry Date	Option Type	Strike price	No of contracts traded	Contract value (Rs. Lacs)	LTP
RELIANCE	29-Aug-19	CE	1,300	10,321	67,786	11.60
MARUTI	29-Aug-19	CE	6,200	13,898	65,674	128.05
MARUTI	29-Aug-19	CE	6,300	10,626	50,695	84.55
SBIN	29-Aug-19	CE	300	5,474	49,562	1.95
RELIANCE	29-Aug-19	PE	1,260	7,259	46,164	12.25

Top 5 Contract Future Volumes

Stock	Expiry Date	No of Contracts traded	Current Cash Volume	Cash Delivery %
YESBANK	29-Aug-19	57,825	#N/A	#N/A
IBULHSGFIN	29-Aug-19	37,226	#N/A	#N/A
MARUTI	29-Aug-19	29,652	#N/A	#N/A
RELIANCE	29-Aug-19	24,169	#N/A	#N/A
SBIN	29-Aug-19	21,681	#N/A	#N/A

Bottom 5 Contract Future Volumes

Stock	Expiry Date	No of Contracts traded	Current Cash Volume	Cash Delivery %
OFSS	29-Aug-19	225	#N/A	#N/A
BSOFT	29-Aug-19	285	#N/A	#N/A
MRF	29-Aug-19	352	#N/A	#N/A
OIL	29-Aug-19	379	#N/A	#N/A
CASTROLIND	29-Aug-19	388	#N/A	#N/A

SUPPORT / RESISTANCE LEVEL

Company Name	Closing Price	S3	S2	S1	Pivot	R1	R2	R3
ACC	1589.10	1549.40	1562.63	1575.87	1596.43	1609.67	1643.47	1677.27
Adani Ports	357.40	349.60	352.20	354.80	359.10	361.70	368.60	375.50
Ambuja Cements	212.00	206.00	208.00	210.00	213.30	215.30	220.60	225.90
Asian Paints	1586.45	1554.85	1565.38	1575.92	1592.73	1603.27	1630.62	1657.97
Aurobindo Pharma	603.80	583.95	590.57	597.18	604.87	611.48	625.78	640.08
Axis Bank	685.00	663.70	670.80	677.90	683.45	690.55	703.20	715.85
Bajaj Auto	2725.50	2654.60	2678.23	2701.87	2737.43	2761.07	2820.27	2879.47
Bank Of Baroda	102.60	99.10	100.27	101.43	102.32	103.48	105.53	107.58
Bharti Airtel	361.00	353.35	355.90	358.45	362.35	364.90	371.35	377.80
Bharti Infratel	255.30	240.60	245.50	250.40	254.95	259.85	269.30	278.75
BHEL	51.30	50.00	50.43	50.87	51.33	51.77	52.67	53.57
Bosch	13633.10	12836.20	13101.83	13367.47	13768.73	14034.37	14701.27	15368.17
BPCL	347.00	337.90	340.93	343.97	349.03	352.07	360.17	368.27
Cipla	475.85	463.65	467.72	471.78	478.67	482.73	493.68	504.63
Coal India	198.95	194.00	195.65	197.30	200.20	201.85	206.40	210.95
Dr. Reddy'S Lab	2509.10	2421.05	2450.40	2479.75	2524.35	2553.70	2627.65	2701.60
Eicher Motors	16337.70	15785.20	15969.37	16153.53	16476.77	16660.93	17168.33	17675.73
Gail	127.30	122.30	123.97	125.63	128.27	129.93	134.23	138.53
Grasim	732.35	702.80	712.65	722.50	741.15	751.00	779.50	808.00
HCL Technologies	1064.05	1037.35	1046.25	1055.15	1066.55	1075.45	1095.75	1116.05
HDFC	2114.05	2061.20	2078.82	2096.43	2115.72	2133.33	2170.23	2207.13
HDFC Bank	2206.85	2161.40	2176.55	2191.70	2216.85	2232.00	2272.30	2312.60
Hero Motocorp	2631.50	2532.45	2565.47	2598.48	2649.22	2682.23	2765.98	2849.73
Hindalco	181.15	173.25	175.88	178.52	180.38	183.02	187.52	192.02
HUL	1820.90	1777.00	1791.63	1806.27	1825.63	1840.27	1874.27	1908.27
ICICI Bank	423.40	412.30	416.00	419.70	423.80	427.50	435.30	443.10
Idea	6.00	5.25	5.50	5.75	6.10	6.35	6.95	7.55
Indusind Bank	1442.50	1403.20	1416.30	1429.40	1443.65	1456.75	1484.10	1511.45
Infosys	777.65	763.70	768.35	773.00	778.00	782.65	792.30	801.95
ITC	251.55	244.60	246.92	249.23	253.27	255.58	261.93	268.28
Kotak Mahindra Bank	1496.35	1461.60	1473.18	1484.77	1502.13	1513.72	1542.67	1571.62
L&T	1352.20	1317.05	1328.77	1340.48	1350.72	1362.43	1384.38	1406.33
Lupin	732.00	705.60	714.40	723.20	736.30	745.10	767.00	788.90
M&M	520.55	500.25	507.02	513.78	524.77	531.53	549.28	567.03
Maruti Suzuki India	5982.55	5798.80	5860.05	5921.30	5972.85	6034.10	6146.90	6259.70
NTPC	118.90	114.75	116.13	117.52	118.98	120.37	123.22	126.07
ONGC	126.30	123.60	124.50	125.40	126.95	127.85	130.30	132.75
Power Grid	207.05	202.30	203.88	205.47	207.73	209.32	213.17	217.02
RIL	1292.60	1263.20	1273.00	1282.80	1289.80	1299.60	1316.40	1333.20
SBI	286.85	279.60	282.02	284.43	288.42	290.83	297.23	303.63
Sun Pharma	426.00	407.80	413.87	419.93	427.07	433.13	446.33	459.53
Tata Motors	120.80	117.40	118.53	119.67	121.13	122.27	124.87	127.47
Tata Motors DVR	56.75	54.40	55.18	55.97	56.68	57.47	58.97	60.47
Tata Power	57.25	54.20	55.22	56.23	57.17	58.18	60.13	62.08
Tata Steel	38.40	35.85	36.70	37.55	38.95	39.80	42.05	44.30
TCS	2163.00	2129.40	2140.60	2151.80	2168.90	2180.10	2208.40	2236.70
Tech Mahindra	670.35	648.60	655.85	663.10	668.75	676.00	688.90	701.80
Ultratech	4158.15	4015.80	4063.25	4110.70	4189.85	4237.30	4363.90	4490.50
Wipro	252.10	246.80	248.57	250.33	251.77	253.53	256.73	259.93
Yes Bank	76.65	71.25	73.05	74.85	77.80	79.60	84.35	89.10
Zee Entertainment	348.05	333.45	338.32	343.18	347.52	352.38	361.58	370.78

Disclaimer

For private circulation only

Website: www.dealmoneyonline.in**DISCLAIMER** : SEBI Research Analyst Registration No: INH000002319 For any grievance mail at compliance@dealmoney.in

Dealmoney Securities Private Limited (hereinafter referred to as "Dealmoney") is a registered Member of National Stock Exchange of India Limited, Bombay Stock Exchange Limited and MCX Stock Exchange Limited. Dealmoney is also registered as a Depository Participant with CDSL. Dealmoney is in the process of making an application with SEBI for registering it as a Research Entity in terms of SEBI (Research Analyst) Regulations, 2014. Dealmoney or its associates has not been debarred/ suspended by SEBI or any other regulatory authority for accessing /dealing in securities Market and no material disciplinary action has been taken by SEBI/other regulatory authorities impacting Dealmoney's Equity Research Analysis. Dealmoney or its associates/analyst including its relatives do not hold any actual/beneficial ownership of more than 1% in the company/ies covered by Analyst (hereinafter referred to as "Subject Company/ies"). Dealmoney or its associates/analyst including its relatives may hold financial interest in the company/ies covered by Analyst (hereinafter referred to as "Subject Company/ies"). Dealmoney or its associates/analysts or his/her relative does not receive any compensation or other benefits from the subject company/ies mentioned in this research report (hereinafter referred to as "Report") or from a third party in connection with preparation of the report. Accordingly, Dealmoney or its associates/analyst or his/her relative does not have any other material conflict of interest at the time of publication of the Report.

Research analyst/s engaged in preparation of the Report, has not received any compensation / managed or co-managed public offering of securities of the subject company/ies / has not received compensation for investment banking or merchant banking or brokerage services from the subject company/ies / has not received compensation for products or services other than investment banking or merchant banking or brokerage services from the subject company/ies / has not received compensation or other benefits from the subject company/ies or third party in connection with the Report of the subject company/ies during the past twelve months / has not served as an officer, director or employee of subject Company/ies and is not engaged in market making activity of the subject Company/ies.

Dealmoney or its associates are engaged in various financial services business, thus, it might have, received any compensation / managed or co-managed public offering of securities of the subject company/ies / received compensation for investment banking or merchant banking or brokerage services from the subject company/ies / received compensation for products or services other than investment banking or merchant banking or brokerage services from the subject company/ies / received compensation or other benefits from the subject company/ies or third party in connection with the Report of subject company/ies during the past twelve months engaged in market making activity for the subject company/ies.

Dealmoney group companies provides finance related product services like distribution of financial products and as such is a provider of many services like loans, mutual funds, tax & trust planning etc. mentioned in this brochure. And hence, Dealmoney do not warranty / guarantee about performance of any products and customer servicing w.r.t third party products per se.

Third party products are subject to code of conduct to be adhered to by the representatives of Dealmoney and Dealmoney is not responsible for the losses, whether actual or notional incurred by any investor. Services assured and expected may vary from actual service and Dealmoney does not guarantee about the quality of services. Investments in securities and commodities are subject to market and other risks and there is no assurance or guarantee that the objectives of any of the Investments/Schemes/product would be achieved. Past performances are only indicative and returns are not assured and guaranteed by Dealmoney group companies. The price, value of and income from any of the securities or financial instruments mentioned in this report can fall as well as rise. The value of securities and financial instruments is subject to exchange rate fluctuation that may have a positive or adverse effect on the price or income of such securities or financial instruments.

Reports on technical and derivative analysis are based on studying charts of a stock's price movement, outstanding positions and trading volume as opposed to focussing on a company's fundamentals and as such, may not match with a report on a company's fundamentals. The opinions expressed in the Report are our current opinions as of the date of this report and may be subject to change from time to time without notice. Dealmoney or any persons connected with it do not accept any liability arising from use of this material/document/Report.

Information/ opinion conveyed through this material/document/Report are strictly meant for the registered Clients of Dealmoney group of Companies of the respective segments. This information is not intended for distribution to, or use by, any person or entity in any jurisdiction or country where such distribution or use would be contrary to law or regulation or which would subject Dealmoney or its affiliates to any registration requirement within such jurisdiction or country. This information does not constitute an offer to sell or a solicitation of an offer to buy any financial products to any person in any jurisdiction where it is unlawful to make such an offer or solicitation. No part of this material may be duplicated in whole or in part in any form and / or redistributed without the prior written consent of Dealmoney. This material/document/Report is being supplied to you solely for your information, and its contents, information or data may not be reproduced, redistributed or passed on directly or indirectly. Recipients of the Report shall always independently verify reliability and suitability of the Report and opinions before investing.

For Company details, please visit our website www.dealmoneyonline.com

For research related query, write to us at research@dealmoney.in