

21st December 2020


NIFTY TO TRADE BETWEEN 13,650-13,800.

On daily scale nifty continue to trade near to the channel resistance zone. RSI continue to trade in over bought zone. 13,550 would be acting as an initial support zone. Until index holds the support index will continue with its bullish momentum. Below 13,550 levels it may move towards 13,300 levels.

TRADERS COMMENT

Subdued global sentiment weighed on domestic equity markets on Friday as investors booked profits across the board, barring in the information technology (IT) sector. However, last hour buying in select pharma and bank stocks helped indices to settle the day in the green. Nifty ended higher by 19.80 points or 0.14% at 13,760.50 level and Sensex ended higher by 70.35 points or 0.15% at 46,960.69

NIFTY MOVERS & SHAKERS



TOP 5 SECTOR MOVERS


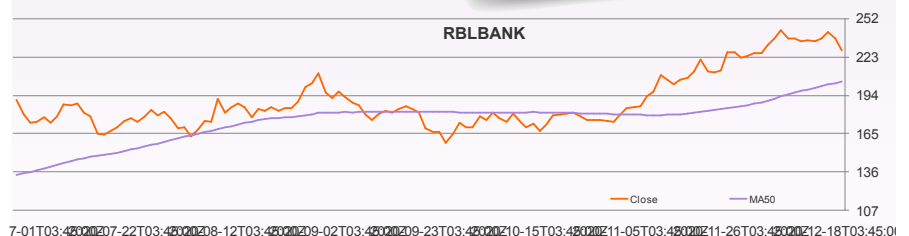


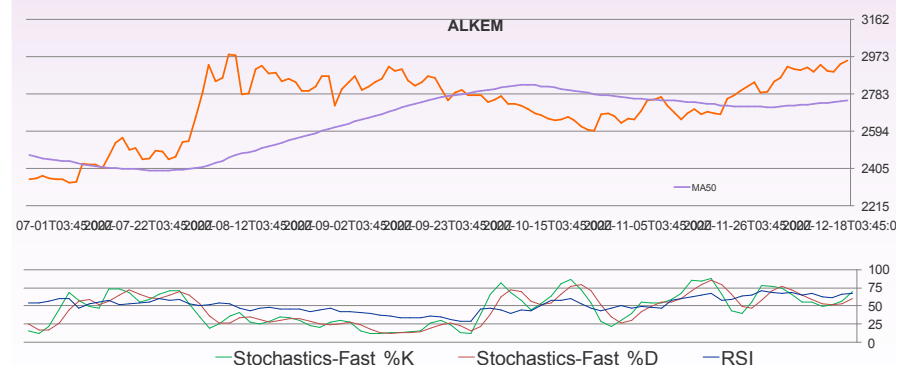
Chart of the Day RBLBANK FUT Sell below Rs 224.

The stock is trading below to its prior low and below to its 20 ema support. We recommend sell only Below Rs224 with the stoploss of Rs236 for the target of Rs200.



Technical call of the Day ALKEM Buy above Rs 2955.

We recommend a Buy in the stock only above Rs2955 with the stoploss of Rs2900 for the target of Rs3060.



We are also available on:



E-mail : research@Dealmoney.in
www.dealmoneyonline.com

STOCKS TRADING IN POSITIVE ZONE: BEML, JUSTDIAL.
STOCKS TRADING IN NEGATIVE ZONE: SAIL, BOB.

DAILY DIGEST

- Kilitch Drugs:** Kilitch Drugs' subsidiary Company -- Kilitch Estro Biotech PLC, Ethiopia, has received the manufacturing license to produce 'Cephalosporin' Dry Powder Injections / Tablets / Capsules & Dry syrup at Kilitch Estro Biotech PLC, Addis Ababa, Ethiopia with effective from December 18, 2020.

CMP:	94.8
P/E(ttm):	NA
Impact	Positive
- LTI:** Larsen & Toubro Infotech (LTI), which extended an alliance with Abu Dhabi-based Injazat recently, is eyeing a significant share of the UAE digital services market to the tune of \$ 200 million in six years of the partnership. In the first week of December, LTI extended its existing partnership with the UAE company under which it roll out a service delivery model.

CMP:	3356.4
P/E(ttm):	182.0
Impact	Positive
- KPR Mill:** KPR Mill has decided for setting up of new sugar mill with the Sugar - 10,000 TCD, Power - 47.50 M.W and Ethanol - 230 KLPD capacities. In the new unit, the company going for higher ethanol capacity to increase revenue and profitability.

CMP:	924.2
P/E(ttm):	50.1
Impact	Positive
- Lupin:** Lupin has received approval for its Colesevelam Hydrochloride Tablets, 625 mg, from the United States Food and Drug Administration (USFDA), to market a generic equivalent of Welchol Tablets, 625 mg, of Daiichi Sankyo, Inc. Colesevelam Hydrochloride Tablets (RLD: Welchol) had an annual sales of approximately \$159 million in the U.S. (IQVIA MAT September 2020).


CMP:	972.1
P/E(ttm):	NA
Impact	Positive
- Oberoï Realty:** Oberoï Realty's wholly owned subsidiary -- Evenstar Hotels has purchased and taken possession of a hotel property (together with appurtenant rights, proportionate interest in common areas, and conveniences) situate at Dr. Annie Besant Road, Worli, Mumbai, for a consideration of Rs 1040 crore.

CMP:	541.4
P/E(ttm):	0.6
Impact	Positive

ttm = trailing twelve months

Economic Snapshot

- India's power consumption grew 4.8 percent to 50.36 billion units (BU) in the first half of December this year, showing consistency in economic activities, as per government data. Power consumption was recorded at 48.04 BU during December 1-15 last year, according to the power ministry data. For the full month of December 2019, power consumption was 101.08 BU. Therefore, the extrapolation of half-month data clearly indicates that power consumption is likely to record a year-on-year growth for the fourth month in a row, according to experts. After a gap of six months, power consumption recorded a year-on-year growth of 4.4 percent in September and 11.6 percent in October.
- Union Food Minister Piyush Goyal on December 18 said the government cannot reduce the minimum price at which sugar mills have to purchase sugarcane from farmers and urged the industry to expand product portfolio as well as remain profitable rather than depend on central subsidies. Sugarcane is bought by sugar mills at a Fair and Remunerative Price (FRP), which is also the minimum selling price fixed by the central government. Addressing the 86th annual general meeting (AGM) of industry body ISMA, Goyal was not in favour of the industry's demand to hike the FRP of the sweetener from the current level of Rs 31 per kg, as it would lead to rise in retail prices.



I-SOT

INTRADAY STOCK TRADING

FREQUENCY	ALLOCATION	DURATION	RISK
4 calls a Day	Average Daily Premium of Rs.50,000	Intraday	High Risk

SALIENT FEATURES:

- 👍 Fixed time for call generation – 2 calls at 9:30am and 2 calls @ 12:00pm
- 👍 High Risk – High Returns product
- 👍 Focused product for Intraday Derivative Traders
- 👍 Daily 4 calls to gain from intraday momentum
- 👍 High beta Midcap and Large cap F&O stocks for better entry and exit.

DAILY DIGEST

DERIVATIVES

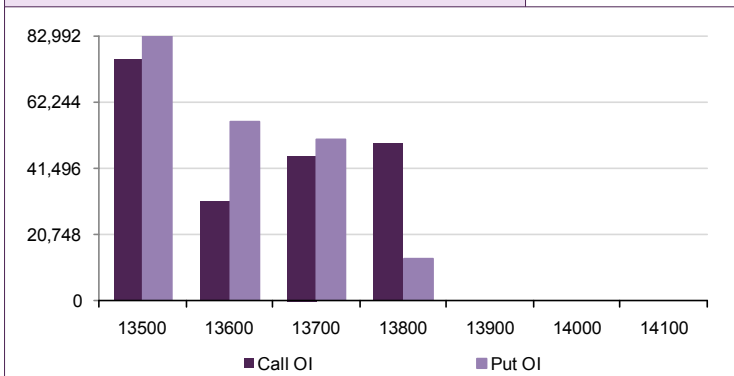
Open Interest Gainers

Stock	Open Interest (contracts)	OI Change (%)	Price (Rs.)	Price change (%)
COFORGE	588,750	22.0%	2566.85	1.8%
CUMMINSIND	1,916,400	14.4%	614.50	3.9%
AMARAJABAT	1,835,000	9.8%	942.35	0.8%
MFSL	8,564,400	7.1%	651.05	-1.4%
MINDTREE	1,492,800	5.9%	1479.75	1.5%

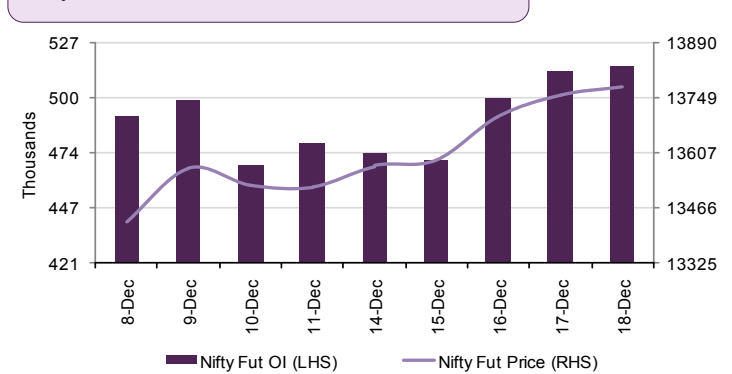
Open Interest Losers

Stock	Open Interest (contracts)	OI Change (%)	Price (Rs.)	Price change (%)
DRREDDY	2,887,875	-17.5%	5232.75	2.8%
CHOLAFIN	4,567,500	-11.1%	375.20	-0.2%
JUBLFOOD	1,585,500	-10.4%	2768.45	-1.5%
GAIL	22,502,900	-8.7%	125.25	0.6%
VOLTAS	2,377,000	-8.5%	830.25	0.4%

Nifty Option OI Distribution



Nifty OI Vs Futures Price



Top 5 Traded Stock Futures

Stock	Expiry Date	No of contracts traded	Contract value (Rs. Lacs)	LTP
INFY	31-Dec-20	37,491	267,616	1193
RELIANCE	31-Dec-20	23,445	234,928	1997
DRREDDY	31-Dec-20	30,262	196,576	5233
TATASTEEL	31-Dec-20	15,831	171,099	634
BAJFINANCE	31-Dec-20	12,699	166,202	5251

Top 5 Traded Stock Options

Stock	Expiry Date	Option Type	Strike price	No of contracts traded	Contract value (Rs. Lacs)	LTP
INFY	31-Dec-20	CE	1,200	35,479	260,897	24.30
TCS	31-Dec-20	CE	2,900	20,502	181,720	41.85
RELIANCE	31-Dec-20	CE	2,000	16,984	175,382	48.95
TCS	31-Dec-20	CE	3,000	17,201	156,032	17.55
RELIANCE	31-Dec-20	CE	2,100	10,828	115,658	16.65

Top 5 Contract Future Volumes

Stock	Expiry Date	No of Contracts traded	Current Cash Volume	Cash Delivery %
INFY	31-Dec-20	37,491	7,480,210	4676.0%
DRREDDY	31-Dec-20	30,262	1,794,151	4842.0%
RELIANCE	31-Dec-20	23,445	3,412,555	4004.0%
ICICIBANK	31-Dec-20	22,985	9,052,723	4165.0%
INDUSINDBK	31-Dec-20	19,025	2,684,475	1838.0%

Bottom 5 Contract Future Volumes

Stock	Expiry Date	No of Contracts traded	Current Cash Volume	Cash Delivery %
CANBK	31-Dec-20	178	5,120,149	2263.0%
PNB	31-Dec-20	315	12,018,171	1878.0%
SUNTV	31-Dec-20	368	630,706	2096.0%
ICICIGI	31-Dec-20	411	553,046	6960.0%
TORNTPOWER	31-Dec-20	793	840,843	5416.0%

DAILY DIGEST

SUPPORT / RESISTANCE LEVEL

Company Name	Closing Price	S3	S2	S1	Pivot	R1	R2	R3
ACC	1648.30	1595.25	1612.93	1630.62	1642.68	1660.37	1690.12	1719.87
Adani Ports	463.30	444.05	450.47	456.88	464.92	471.33	485.78	500.23
Ambuja Cements	251.05	240.80	244.22	247.63	249.92	253.33	259.03	264.73
Asian Paints	2601.50	2515.10	2543.90	2572.70	2604.35	2633.15	2693.60	2754.05
Aurobindo Pharma	886.00	836.75	853.17	869.58	879.07	895.48	921.38	947.28
Axis Bank	609.50	582.00	591.17	600.33	605.67	614.83	629.33	643.83
Bajaj Auto	3347.55	3178.80	3235.05	3291.30	3327.15	3383.40	3475.50	3567.60
Bank Of Baroda	63.10	59.75	60.87	61.98	63.12	64.23	66.48	68.73
Bharti Airtel	510.65	495.20	500.35	505.50	510.20	515.35	525.20	535.05
Bharti Infratel	#N/A	#N/A	#N/A	#N/A	#N/A	#N/A	#N/A	#N/A
BHEL	35.85	32.95	33.92	34.88	35.52	36.48	38.08	39.68
Bosch	13203.15	12855.30	12971.25	13087.20	13265.95	13381.90	13676.60	13971.30
BPCL	393.85	379.50	384.28	389.07	394.03	398.82	408.57	418.32
Cipla	793.45	767.00	775.82	784.63	790.32	799.13	813.63	828.13
Coal India	141.70	135.25	137.40	139.55	141.60	143.75	147.95	152.15
Dr. Reddy'S Lab	5228.75	4893.45	5005.22	5116.98	5189.92	5301.68	5486.38	5671.08
Eicher Motors	2480.95	2360.40	2400.58	2440.77	2465.38	2505.57	2570.37	2635.17
Gail	125.05	116.90	119.62	122.33	123.92	126.63	130.93	135.23
Grasim	909.65	887.25	894.72	902.18	909.47	916.93	931.68	946.43
HCL Technologies	890.65	868.30	875.75	883.20	894.10	901.55	919.90	938.25
HDFC	2479.40	2373.00	2408.47	2443.93	2466.47	2501.93	2559.93	2617.93
HDFC Bank	1411.35	1372.90	1385.72	1398.53	1419.12	1431.93	1465.33	1498.73
Hero Motocorp	3135.30	3058.00	3083.77	3109.53	3126.77	3152.53	3195.53	3238.53
Hindalco	249.90	239.00	242.63	246.27	248.83	252.47	258.67	264.87
HUL	2333.45	2280.10	2297.88	2315.67	2329.78	2347.57	2379.47	2411.37
ICICI Bank	517.15	500.05	505.75	511.45	514.85	520.55	529.65	538.75
Idea	9.85	9.25	9.45	9.65	9.90	10.10	10.55	11.00
Indusind Bank	905.20	837.60	860.13	882.67	910.08	932.62	982.57	1032.52
Infosys	1189.80	1156.20	1167.40	1178.60	1186.80	1198.00	1217.40	1236.80
ITC	214.50	203.55	207.20	210.85	213.40	217.05	223.25	229.45
Kotak Mahindra Bank	1949.35	1878.90	1902.38	1925.87	1944.83	1968.32	2010.77	2053.22
L&T	1281.55	1239.00	1253.18	1267.37	1284.18	1298.37	1329.37	1360.37
Lupin	972.10	934.10	946.77	959.43	968.22	980.88	1002.33	1023.78
M&M	733.60	707.15	715.97	724.78	731.37	740.18	755.58	770.98
Maruti Suzuki India	7559.75	7356.50	7424.25	7492.00	7609.50	7677.25	7862.50	8047.75
NTPC	103.75	100.90	101.85	102.80	103.80	104.75	106.70	108.65
ONGC	99.00	94.00	95.67	97.33	99.82	101.48	105.63	109.78
Power Grid	193.90	189.30	190.83	192.37	193.58	195.12	197.87	200.62
RIL	1991.55	1925.10	1947.25	1969.40	1987.15	2009.30	2049.20	2089.10
SBI	271.45	258.05	262.52	266.98	269.47	273.93	280.88	287.83
Sun Pharma	575.00	559.10	564.40	569.70	573.30	578.60	587.50	596.40
Tata Motors	180.55	171.80	174.72	177.63	179.57	182.48	187.33	192.18
Tata Motors DVR	75.60	71.65	72.97	74.28	75.32	76.63	78.98	81.33
Tata Power	76.05	70.85	72.58	74.32	75.38	77.12	79.92	82.72
Tata Steel	631.25	615.15	620.52	625.88	633.37	638.73	651.58	664.43
TCS	2861.00	2794.40	2816.60	2838.80	2868.40	2890.60	2942.40	2994.20
Tech Mahindra	933.80	909.60	917.67	925.73	936.37	944.43	963.13	981.83
Ultratech	5152.50	5016.00	5061.50	5107.00	5160.50	5206.00	5305.00	5404.00
Wipro	363.55	349.20	353.98	358.77	362.28	367.07	375.37	383.67
Yes Bank	18.90	16.00	16.97	17.93	18.52	19.48	21.03	22.58
Zee Entertainment	225.25	202.75	210.25	217.75	224.30	231.80	245.85	259.90

DAILY DIGEST

Disclaimer

For private circulation only

Website: www.dealmoneyonline.in

DISCLAIMER : SEBI Research Analyst Registration No: INH000002319 For any grievance mail at compliance@dealmoney.in

Dealmoney Securities Private Limited (hereinafter referred to as "Dealmoney") is a registered Member of National Stock Exchange of India Limited, Bombay Stock Exchange Limited and MCX Stock Exchange Limited. Dealmoney is also registered as a Depository Participant with CDSL. Dealmoney is in the process of making an application with SEBI for registering it as a Research Entity in terms of SEBI (Research Analyst) Regulations, 2014. Dealmoney or its associates has not been debarred/ suspended by SEBI or any other regulatory authority for accessing /dealing in securities Market and no material disciplinary action has been taken by SEBI/other regulatory authorities impacting Dealmoney's Equity Research Analysis. Dealmoney or its associates/ analyst including its relatives do not hold any actual/beneficial ownership of more than 1% in the company/ies covered by Analyst (hereinafter referred to as "Subject Company/ies"). Dealmoney or its associates/analyst including its relatives may hold financial interest in the company/ies covered by Analyst (hereinafter referred to as "Subject Company/ies"). Dealmoney or its associates/ analysts or his/her relative does not receive any compensation or other benefits from the subject company/ies mentioned in this research report (hereinafter referred to as "Report") or from a third party in connection with preparation of the report. Accordingly, Dealmoney or its associates/analyst or his/her relative does not have any other material conflict of interest at the time of publication of the Report.

Research analyst/s engaged in preparation of the Report, has not received any compensation / managed or co-managed public offering of securities of the subject company/ies / has not received compensation for investment banking or merchant banking or brokerage services from the subject company/ies / has not received compensation for products or services other than investment banking or merchant banking or brokerage services from the subject company/ies / has not received compensation or other benefits from the subject company/ies or third party in connection with the Report of the subject company/ies during the past twelve months / has not served as an officer, director or employee of subject Company/ies and is not engaged in market making activity of the subject Company/ies.

Dealmoney group companies provides finance related product services like distribution of financial products and as such is a provider of many services like loans, mutual funds, tax & trust planning etc. mentioned in this brochure. And hence, Dealmoney do not warranty / guarantee about performance of any products and customer servicing w.r.t third party products per se.

Third party products are subject to code of conduct to be adhered to by the representatives of Dealmoney and Dealmoney is not responsible for the losses, whether actual or notional incurred by any investor. Services assured and expected may vary from actual service and Dealmoney does not guarantee about the quality of services. Investments in securities and commodities are subject to market and other risks and there is no assurance or guarantee that the objectives of any of the Investments/Schemes/product would be achieved. Past performances are only indicative and returns are not assured and guaranteed by Dealmoney group companies. The price, value of and income from any of the securities or financial instruments mentioned in this report can fall as well as rise. The value of securities and financial instruments is subject to exchange rate fluctuation that may have a positive or adverse effect on the price or income of such securities or financial instruments.

Reports on technical and derivative analysis are based on studying charts of a stock's price movement, outstanding positions and trading volume as opposed to focussing on a company's fundamentals and as such, may not match with a report on a company's fundamentals. The opinions expressed in the Report are our current opinions as of the date of this report and may be subject to change from time to time without notice. Dealmoney or any persons connected with it do not accept any liability arising from use of this material/document/Report.

Information/ opinion conveyed through this material/document/Report are strictly meant for the registered Clients of Dealmoney group of Companies of the respective segments. This information is not intended for distribution to, or use by, any person or entity in any jurisdiction or country where such distribution or use would be contrary to law or regulation or which would subject Dealmoney or its affiliates to any registration requirement within such jurisdiction or country. This information does not constitute an offer to sell or a solicitation of an offer to buy any financial products to any person in any jurisdiction where it is unlawful to make such an offer or solicitation. No part of this material may be duplicated in whole or in part in any form and / or redistributed without the prior written consent of Dealmoney. This material/document/Report is being supplied to you solely for your information, and its contents, information or data may not be reproduced, redistributed or passed on directly or indirectly.

Recipients of the Report shall always independently verify reliability and suitability of the Report and opinions before investing.

For Company details, please visit our website www.dealmoneyonline.com

For research related query, write to us at research@dealmoney.in