

23 August 2019

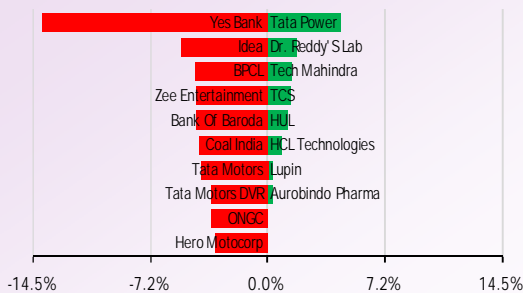
## NIFTY TO TRADE BETWEEN 10,680-10,790.

Bears continued to dominate the market and closed near day low, on daily scale index failed to hold the support of 10,800 levels and continued to move towards south direction. RSI is at 32 and moving towards south direction with negative cross over, indicating weakness in index, the immediate support lies around 10,700, below that it will continue to move towards 10,600 levels.

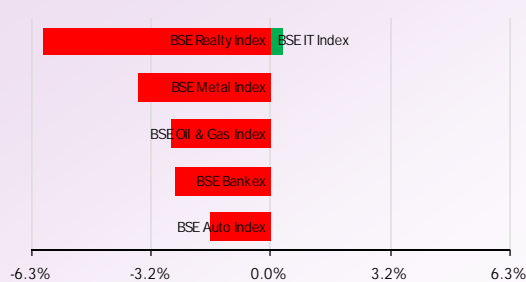
## TRADERS COMMENT

Equity markets fell broadly and closed on a bearish note on Thursday's trading session tracking weak cues from other Asian markets amid concerns of a looming global economic slowdown, with domestic investors turning cautious awaiting a stimulus package from the Union government. Sensex was down 587.44 points or 1.59% at 38,472.93 while nifty was down by 177.30 points or 1.62% at 10,741.40.

## NIFTY MOVERS & SHAKERS

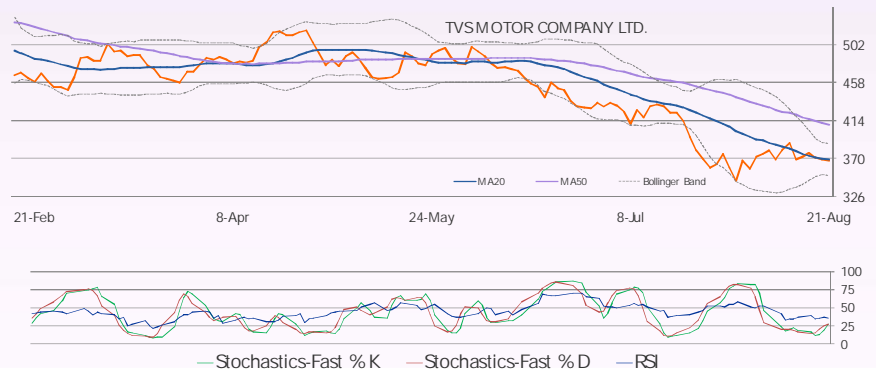


## TOP 5 SECTOR MOVERS



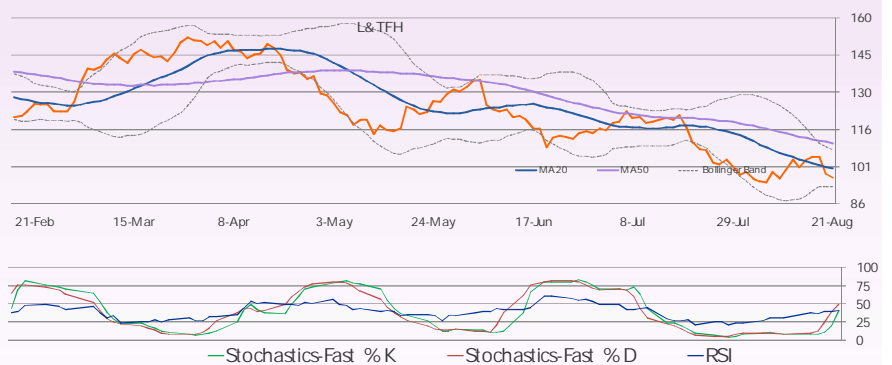
## Chart of the Day TVS MOTORS FUT Sell below Rs 356

The stock is trading below to its prior low and below to its 20 ema support. We recommend sell only below Rs356 with the stop-loss of Rs362 for the target of Rs344.



## Technical call of the Day L&TFH FUT Sell below Rs 92.80

We recommend a sell in the stock only below Rs92.80 with the stoploss of Rs95 for the target of Rs88.



**Chart of the Day**  
Sell: TVS MOTORS FUT CMP:358

**Technical Call of the Day**  
Sell: L&TFH FUT CMP:93.35

We are also available on:



E-mail : [research@Dealmoney.in](mailto:research@Dealmoney.in)  
[www.dealmoneyonline.com](http://www.dealmoneyonline.com)

STOCKS TRADING IN POSITIVE ZONE: BRITANIA, DR.REDDYS.  
STOCKS TRADING IN NEGATIVE ZONE: YESBANK, VEDL.

# DAILY DIGEST

- Future Retail: Amazon has agreed to acquire an indirect minority stake in Future Retail, the operator of Big Bazaar and EasyDay chains, ahead of an option to buy all or part of the promoters' holding in the company after three years.

CMP:	413.7
P/E(ttm):	183.9
Impact	Neutral
- Pdilite Industries: Pdilite Speciality Chemicals Bangladesh, a subsidiary of adhesive maker Pdilite Industries on Thursday said it has commissioned its second manufacturing plant at Bhaluka in the neighboring country.

CMP:	1361.4
P/E(ttm):	69.1
Impact	Positive
- Lupin: The drug maker said it has launched generic antidepressant Fluoxetine tablets in the American market. The product is a generic version of Eli Lilly and Company's Prozac tablets in the same strengths.

CMP:	737.4
P/E(ttm):	21.5
Impact	Positive
- LIC Housing Finance: Fidelity Investment Trust offloaded over 1.91 crore shares of LIC Housing Finance worth nearly Rs 821 crore through open market transactions.

CMP:	414.0
P/E(ttm):	8.4
Impact	Negative
- Dabur India: Homegrown FMCG major Dabur said it has acquired the management control of Sharjah, UAE-based Excel Investments (FZE) and made it the firm's wholly-owned subsidiary.

CMP:	427.5
P/E(ttm):	58.5
Impact	Positive

ttm = trailing twelve months

## Economic Snapshot

- With India's auto sales declining for the ninth straight month in July, more automotive manufacturers are laying off workers and temporarily halting production to keep costs in check, according to sources and documents seen by Reuters. Japanese carmaker Toyota Motor and South Korea's Hyundai Motor are the latest in a string of companies to halt production at plants to combat slumping sales, according to company memos to employees, reviewed by Reuters. Passenger vehicle sales in July fell at the fastest pace in nearly two decades. The sales declines have triggered major job cuts in India's auto sector, with many companies forced to shut down factories for days and axe shifts.
- Federal Reserve Chair Jerome Powell comes to this year's meeting of central bankers in Jackson Hole, Wyoming, caught between discord within the US central bank over appropriate monetary policy and mounting outside pressure for more interest rate cuts. In navigating that divide, Powell is unlikely to use his keynote speech on Friday at the Kansas City Fed's annual economic symposium to veer much from the message he sent last month after the Fed cut rates for the first time in a decade: That the move was a "mid-cycle adjustment" and not the start of a rate-cutting cycle. He will likely nod to the possibility that trade tensions, which have escalated since the July 30-31 policy meeting, may worsen a global economic slowdown and ultimately make more US rate cuts necessary. But he is expected also to try to ensure he is not seen as bowing before repeated attacks from President Donald Trump for not easing policy further, or caving to a bond market where investors appear to be heavily betting the policy-setting Federal Open Market Committee will end up doing so.



# I-SOT

## INTRADAY STOCK TRADING

FREQUENCY	ALLOCATION	DURATION	RISK
4 calls a Day	Average Daily Premium of Rs.50,000	Intraday	High Risk

### SALIENT FEATURES:

- 👍 Fixed time for call generation - 2 calls at 9:30am and 2 calls @ 12:00pm
- 👍 High Risk - High Returns product
- 👍 Focused product for Intraday Derivative Traders
- 👍 Daily 4 calls to gain from intraday momentum
- 👍 High beta Midcap and Large cap F&O stocks for better entry and exit.

## DERIVATIVES

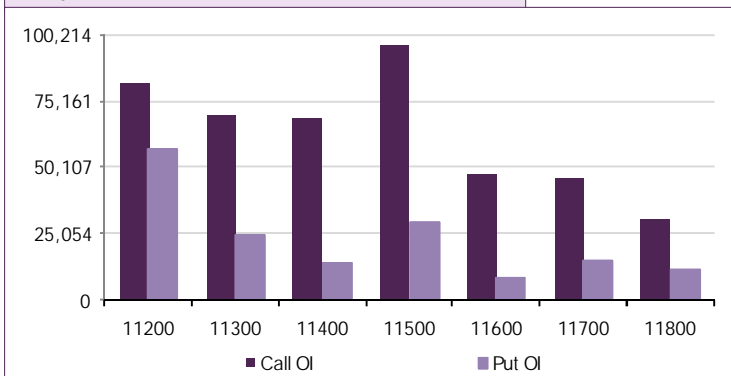
### Open Interest Gainers

Stock	Open Interest (contracts)	OI Change (%)	Price (Rs.)	Price change (%)
MGL	3,022,800	85.1%	833.80	-0.7%
MFSL	2,847,600	14.9%	439.30	-1.3%
NMDC	29,508,000	12.5%	90.25	4.2%
BERGEPAIN	3,471,600	10.3%	367.80	0.3%
STAR	3,031,200	8.5%	379.70	1.5%

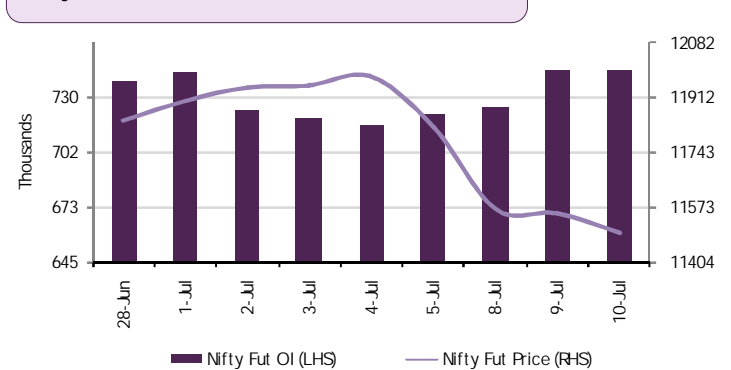
### Open Interest Losers

Stock	Open Interest (contracts)	OI Change (%)	Price (Rs.)	Price change (%)
ACC	1,870,000	-9.0%	1540.85	3.6%
MCX	1,533,000	-8.3%	858.45	2.1%
ARVIND	5,790,000	-7.0%	50.30	3.8%
SIEMENS	1,241,350	-6.7%	1166.20	1.5%
IDBI	23,304,000	-6.3%	26.50	7.1%

### Nifty Option OI Distribution



### Nifty OI Vs Futures Price



### Top 5 Traded Stock Futures

Stock	Expiry Date	No of contracts traded	Contract value (Rs. Lacs)	LTP
SBIN	29-Aug-19	21,681	184,316	284
RELIANCE	29-Aug-19	24,169	154,979	1278
IBULHSGFIN	29-Aug-19	37,226	150,375	518
MARUTI	29-Aug-19	29,652	135,579	6176
BAJFINANCE	29-Aug-19	15,131	124,314	3298

### Top 5 Traded Stock Options

Stock	Expiry Date	Option Type	Strike price	No of contracts traded	Contract value (Rs. Lacs)	LTP
RELIANCE	29-Aug-19	CE	1,300	10,321	67,786	11.60
MARUTI	29-Aug-19	CE	6,200	13,898	65,674	128.05
MARUTI	29-Aug-19	CE	6,300	10,626	50,695	84.55
SBIN	29-Aug-19	CE	300	5,474	49,562	1.95
RELIANCE	29-Aug-19	PE	1,260	7,259	46,164	12.25

### Top 5 Contract Future Volumes

Stock	Expiry Date	No of Contracts traded	Current Cash Volume	Cash Delivery %
YESBANK	29-Aug-19	57,825	#N/A	#N/A
IBULHSGFIN	29-Aug-19	37,226	#N/A	#N/A
MARUTI	29-Aug-19	29,652	#N/A	#N/A
RELIANCE	29-Aug-19	24,169	#N/A	#N/A
SBIN	29-Aug-19	21,681	#N/A	#N/A

### Bottom 5 Contract Future Volumes

Stock	Expiry Date	No of Contracts traded	Current Cash Volume	Cash Delivery %
OFSS	29-Aug-19	225	#N/A	#N/A
BSOFT	29-Aug-19	285	#N/A	#N/A
MRF	29-Aug-19	352	#N/A	#N/A
OIL	29-Aug-19	379	#N/A	#N/A
CASTROLIND	29-Aug-19	388	#N/A	#N/A

## SUPPORT / RESISTANCE LEVEL

Company Name	Closing Price	S3	S2	S1	Pivot	R1	R2	R3
ACC	1464.60	1419.40	1434.47	1449.53	1469.27	1484.33	1519.13	1553.93
Adani Ports	345.05	332.80	336.88	340.97	344.88	348.97	356.97	364.97
Ambuja Cements	197.55	192.10	193.92	195.73	198.32	200.13	204.53	208.93
Asian Paints	1570.20	1538.70	1549.20	1559.70	1576.80	1587.30	1614.90	1642.50
Aurobindo Pharma	590.80	567.00	574.93	582.87	591.78	599.72	616.57	633.42
Axis Bank	661.15	645.65	650.82	655.98	662.92	668.08	680.18	692.28
Bajaj Auto	2744.25	2687.60	2706.48	2725.37	2750.18	2769.07	2812.77	2856.47
Bank Of Baroda	90.65	84.30	86.42	88.53	91.77	93.88	99.23	104.58
Bharti Airtel	352.75	344.80	347.45	350.10	353.65	356.30	362.50	368.70
Bharti Infratel	246.55	239.75	242.02	244.28	246.52	248.78	253.28	257.78
BHEL	48.00	46.60	47.07	47.53	48.17	48.63	49.73	50.83
Bosch	13402.95	12653.05	12903.02	13152.98	13463.22	13713.18	14273.38	14833.58
BPCL	313.00	289.25	297.17	305.08	317.47	325.38	345.68	365.98
Cipla	464.00	451.25	455.50	459.75	464.85	469.10	478.45	487.80
Coal India	180.85	166.95	171.58	176.22	182.33	186.97	197.72	208.47
Dr. Reddy'S Lab	2545.40	2446.00	2479.13	2512.27	2536.13	2569.27	2626.27	2683.27
Eicher Motors	15523.35	14908.10	15113.18	15318.27	15685.13	15890.22	16462.17	17034.12
Gail	120.65	114.80	116.75	118.70	121.70	123.65	128.60	133.55
Grasim	688.55	653.70	665.32	676.93	692.87	704.48	732.03	759.58
HCL Technologies	1078.90	1025.75	1043.47	1061.18	1073.77	1091.48	1121.78	1152.08
HDFC	2014.10	1942.40	1966.30	1990.20	2031.85	2055.75	2121.30	2186.85
HDFC Bank	2174.10	2113.25	2133.53	2153.82	2187.33	2207.62	2261.42	2315.22
Hero Motocorp	2626.25	2497.75	2540.58	2583.42	2648.83	2691.67	2799.92	2908.17
Hindalco	176.55	166.00	169.52	173.03	176.17	179.68	186.33	192.98
HUL	1872.10	1803.80	1826.57	1849.33	1864.67	1887.43	1925.53	1963.63
ICICI Bank	399.10	383.50	388.70	393.90	403.20	408.40	422.90	437.40
Idea	5.30	4.65	4.87	5.08	5.42	5.63	6.18	6.73
Indusind Bank	1335.65	1294.15	1307.98	1321.82	1343.88	1357.72	1393.62	1429.52
Infosys	795.70	783.40	787.50	791.60	796.45	800.55	809.50	818.45
ITC	240.05	232.00	234.68	237.37	241.68	244.37	251.37	258.37
Kotak Mahindra Bank	1478.25	1434.80	1449.28	1463.77	1486.88	1501.37	1538.97	1576.57
L&T	1294.25	1238.85	1257.32	1275.78	1301.62	1320.08	1364.38	1408.68
Lupin	737.35	715.10	722.52	729.93	737.97	745.38	760.83	776.28
M&M	511.80	495.95	501.23	506.52	515.13	520.42	534.32	548.22
Maruti Suzuki India	6208.55	6037.50	6094.52	6151.53	6225.02	6282.03	6412.53	6543.03
NTPC	114.75	109.30	111.12	112.93	115.67	117.48	122.03	126.58
ONGC	116.95	110.90	112.92	114.93	118.22	120.23	125.53	130.83
Power Grid	202.75	196.05	198.28	200.52	203.03	205.27	210.02	214.77
RIL	1246.75	1206.80	1220.12	1233.43	1252.22	1265.53	1297.63	1329.73
SBI	268.55	256.30	260.38	264.47	271.38	275.47	286.47	297.47
Sun Pharma	414.55	396.25	402.35	408.45	414.60	420.70	432.95	445.20
Tata Motors	107.70	98.40	101.50	104.60	109.30	112.40	120.20	128.00
Tata Motors DVR	50.85	47.30	48.48	49.67	51.38	52.57	55.47	58.37
Tata Power	53.40	46.15	48.57	50.98	53.37	55.78	60.58	65.38
Tata Steel	34.05	29.10	30.75	32.40	33.70	35.35	38.30	41.25
TCS	2216.00	2104.35	2141.57	2178.78	2207.22	2244.43	2310.08	2375.73
Tech Mahindra	682.75	652.20	662.38	672.57	678.28	688.47	704.37	720.27
Ultratech	3838.15	3690.90	3739.98	3789.07	3866.18	3915.27	4041.47	4167.67
Wipro	252.05	243.50	246.35	249.20	251.35	254.20	259.20	264.20
Yes Bank	56.30	38.70	44.57	50.43	59.07	64.93	79.43	93.93
Zee Entertainment	328.95	302.50	311.32	320.13	332.02	340.83	361.53	382.23

## Disclaimer

For private circulation only

Website: [www.dealmoneyonline.in](http://www.dealmoneyonline.in)**DISCLAIMER** : SEBI Research Analyst Registration No: INH000002319 For any grievance mail at [compliance@dealmoney.in](mailto:compliance@dealmoney.in)

Dealmoney Securities Private Limited (hereinafter referred to as "Dealmoney") is a registered Member of National Stock Exchange of India Limited, Bombay Stock Exchange Limited and MCX Stock Exchange Limited. Dealmoney is also registered as a Depository Participant with CDSL. Dealmoney is in the process of making an application with SEBI for registering it as a Research Entity in terms of SEBI (Research Analyst) Regulations, 2014. Dealmoney or its associates has not been debarred/ suspended by SEBI or any other regulatory authority for accessing /dealing in securities Market and no material disciplinary action has been taken by SEBI/other regulatory authorities impacting Dealmoney's Equity Research Analysis. Dealmoney or its associates/analyst including its relatives do not hold any actual/beneficial ownership of more than 1% in the company/ies covered by Analyst (hereinafter referred to as "Subject Company/ies"). Dealmoney or its associates/analyst including its relatives may hold financial interest in the company/ies covered by Analyst (hereinafter referred to as "Subject Company/ies"). Dealmoney or its associates/analysts or his/her relative does not receive any compensation or other benefits from the subject company/ies mentioned in this research report (hereinafter referred to as "Report") or from a third party in connection with preparation of the report. Accordingly, Dealmoney or its associates/analyst or his/her relative does not have any other material conflict of interest at the time of publication of the Report.

Research analyst/s engaged in preparation of the Report, has not received any compensation / managed or co-managed public offering of securities of the subject company/ies / has not received compensation for investment banking or merchant banking or brokerage services from the subject company/ies / has not received compensation for products or services other than investment banking or merchant banking or brokerage services from the subject company/ies / has not received compensation or other benefits from the subject company/ies or third party in connection with the Report of the subject company/ies during the past twelve months / has not served as an officer, director or employee of subject Company/ies and is not engaged in market making activity of the subject Company/ies.

Dealmoney or its associates are engaged in various financial services business, thus, it might have, received any compensation / managed or co-managed public offering of securities of the subject company/ies / received compensation for investment banking or merchant banking or brokerage services from the subject company/ies / received compensation for products or services other than investment banking or merchant banking or brokerage services from the subject company/ies / received compensation or other benefits from the subject company/ies or third party in connection with the Report of subject company/ies during the past twelve months engaged in market making activity for the subject company/ies.

Dealmoney group companies provides finance related product services like distribution of financial products and as such is a provider of many services like loans, mutual funds, tax & trust planning etc. mentioned in this brochure. And hence, Dealmoney do not warranty / guarantee about performance of any products and customer servicing w.r.t third party products per se.

Third party products are subject to code of conduct to be adhered to by the representatives of Dealmoney and Dealmoney is not responsible for the losses, whether actual or notional incurred by any investor. Services assured and expected may vary from actual service and Dealmoney does not guarantee about the quality of services. Investments in securities and commodities are subject to market and other risks and there is no assurance or guarantee that the objectives of any of the Investments/Schemes/product would be achieved. Past performances are only indicative and returns are not assured and guaranteed by Dealmoney group companies. The price, value of and income from any of the securities or financial instruments mentioned in this report can fall as well as rise. The value of securities and financial instruments is subject to exchange rate fluctuation that may have a positive or adverse effect on the price or income of such securities or financial instruments.

Reports on technical and derivative analysis are based on studying charts of a stock's price movement, outstanding positions and trading volume as opposed to focussing on a company's fundamentals and as such, may not match with a report on a company's fundamentals. The opinions expressed in the Report are our current opinions as of the date of this report and may be subject to change from time to time without notice. Dealmoney or any persons connected with it do not accept any liability arising from use of this material/document/Report.

Information/ opinion conveyed through this material/document/Report are strictly meant for the registered Clients of Dealmoney group of Companies of the respective segments. This information is not intended for distribution to, or use by, any person or entity in any jurisdiction or country where such distribution or use would be contrary to law or regulation or which would subject Dealmoney or its affiliates to any registration requirement within such jurisdiction or country. This information does not constitute an offer to sell or a solicitation of an offer to buy any financial products to any person in any jurisdiction where it is unlawful to make such an offer or solicitation. No part of this material may be duplicated in whole or in part in any form and / or redistributed without the prior written consent of Dealmoney. This material/document/Report is being supplied to you solely for your information, and its contents, information or data may not be reproduced, redistributed or passed on directly or indirectly. Recipients of the Report shall always independently verify reliability and suitability of the Report and opinions before investing.

For Company details, please visit our website [www.dealmoneyonline.com](http://www.dealmoneyonline.com)

For research related query, write to us at [research@dealmoney.in](mailto:research@dealmoney.in)