

23rd December 2020

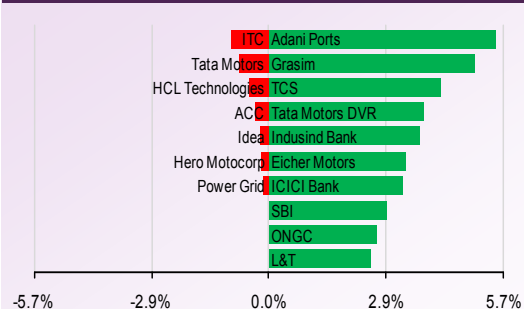
NIFTY TO TRADE BETWEEN 13,500-13,100.

Nifty recovered from previous day bloodbath and closed in green zone. On hourly chart index failed to surpass the resistance of 20 EMA which lays around 13,500 levels. 13,200 would be acting as an initial support level, below that it will move towards 13,100 levels.

TRADERS COMMENT

Indices made a comeback and closed positive after BioNTech said the German pharmaceutical company is confident that its coronavirus vaccine would work against the UK variant. Sentiment was also positive after the US Congress on Monday approved an \$892 billion coronavirus aid package. Nifty ended higher by 136.90 points or 1.03% at 13,466.30 level and Sensex ended higher by 452.73 points or 0.99% at 46,006.69.

NIFTY MOVERS & SHAKERS



TOP 5 SECTOR MOVERS

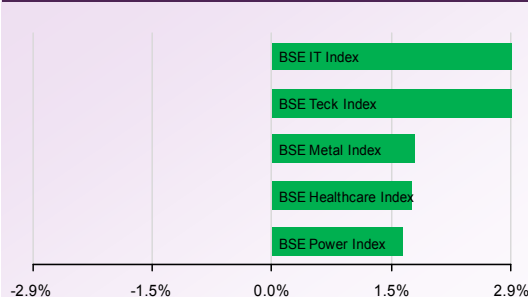
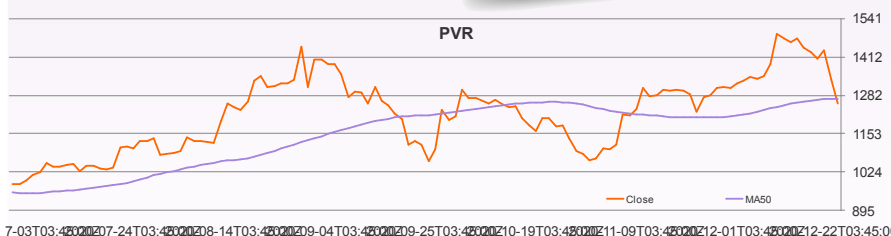


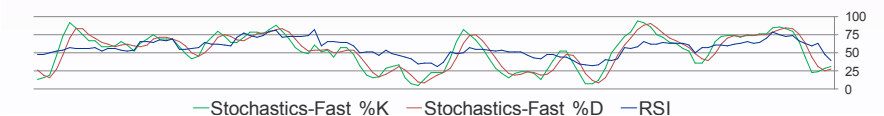
Chart of the Day

PVR FUT
Sell below Rs 1220.

The stock is trading below to its prior low and below to its 20 ema support. We recommend sell only Below Rs1220 with the stoploss of Rs1245 for the target of Rs1170.



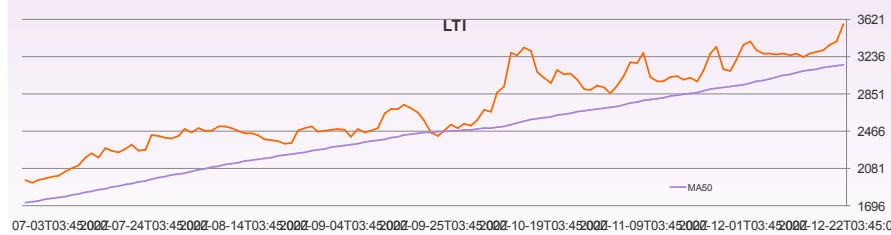
7-03T03:45:00 207-24T03:45:00 208-14T03:45:00 209-04T03:45:00 209-25T03:45:00 210-19T03:45:00 211-09T03:45:00 212-01T03:45:00 212-22T03:45:00



Technical call of the Day

LTI
Buy above Rs 3585.

We recommend a Buy in the stock only above Rs3585 with the stoploss of Rs3515 for the target of Rs3715.



07-03T03:45:00 07-24T03:45:00 08-14T03:45:00 09-04T03:45:00 09-25T03:45:00 10-19T03:45:00 11-09T03:45:00 12-01T03:45:00 12-22T03:45:00

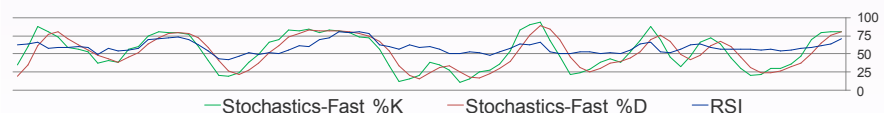


Chart of the Day
Sell:PVR FUT CMP:1230

Technical Call of the Day
Buy:LTI CMP:3573

We are also available on:



E-mail : research@Dealmoney.in
www.dealmoneyonline.com

STOCKS TRADING IN POSITIVE ZONE: ADANIPTS, HCLTECH.
STOCKS TRADING IN NEGATIVE ZONE: KOTAKBANK, BAJFINANCE.

- Aster DM:** Aster DM Healthcare is going to invest around \$100 million (over Rs 730 crore) to set up a tertiary care hospital in Cayman Islands as part of its plans to set up a clinical excellence hub there. The company has signed an agreement with the Government of Cayman Islands to set up a clinical excellence hub there to serve the Caribbean Region, North America, Canada, Latin and South America.

CMP:	165.0
P/E(ttm):	NA
Impact	Positive
- Kolte Patil:** Kolte Patil Developers (KPD) through its subsidiary -- Kolte-Patil I-Ven Townships (Pune) (KPIT) has entered into an agreement with Planet Smart City, a UK based Proptech Company, for the second and final leg of strategic land monetization at Sector R10 in KPD's Pune-based township project Life Republic for Rs 81.29 crore. This portion of land measuring 4.92 acres in Sector R10 has a residential development potential of 6.8 lakh sq. ft. in terms of saleable area.

CMP:	222.6
P/E(ttm):	12.1
Impact	Positive
- Oil India:** OIL has signed Memorandum of Understanding (MoU) with Assam Hydrocarbon & Energy Company (AHECL) in Guwahati. The MoU is aimed at establishing a joint institutional framework to facilitate bilateral cooperation in hydrocarbon exploration & development and marketing of natural gas in the state of Assam for mutual benefit.

CMP:	102.4
P/E(ttm):	5.6
Impact	Positive
- Manappuram:** Manappuram Finance has raised Rs 400 crore through Rated, Secured, Redeemable Non-Convertible Debentures (NCDs) and allotted 4000 NCDs having a face value of Rs 10,00,000 on a Private Placement basis. The board of director at its meeting held on December 22, 2020 has approved and allotted the same.

CMP:	163.0
P/E(ttm):	NA
Impact	Neutral
- Sadbhav Engineering:** Sadbhav Engineering has been declared as lowest bidder by Gujarat Metro Rail Corporation (GMRC) for Construction of 11.6 K.M. Elevated Viaduct from Kadarsha Ni Nal to Dream City Dead End Including Ramp for Depot entry near Dream City and 10 Stations (Exel E&M, Architectural Finishing and Roofing) for Surat Metro Rail Project Phase-1, Package-CS1 in the name of SEL-SPSCPL Joint Venture.

CMP:	62.3
P/E(ttm):	0.1
Impact	Positive

ttm = trailing twelve months

Economic Snapshot

- Agriculture Minister Narendra Singh Tomar has said the government is focusing on farm mechanisation and asked the industry to provide small machines and equipment to farmers with less landholding to boost their income. He highlighted the government's target to double farm mechanization per hectare in 10 years and said it was only possible with the support from industry. The minister said the government's emphasis is on providing large advanced agricultural equipment to farmers for their field. Tomar urged the members of the Tractor and Mechanization Association to provide small utility machines to small acreage farmers, so that 86 per cent of these farmers can acquire machines easily and their income can increase.
- Rating agency -- Crisil has said corporate profits rose 15 per cent to touch an all-time high in the September quarter as margins widened on softer input costs and better utilisation levels. It said from an absolute perspective, the earnings before interest, tax, depreciation and amortisation (Ebitda) touched an all-time high Rs 1.60 lakh crore in the September quarter, as against Rs 1.02 lakh crore in the preceding June quarter. It can be noted that the trend of companies' profits growing even as the economy contracts as a result of the pandemic has led some watchers to express concern claiming this is illustrative of widening inequalities. Crisil, which analysed a sample of 800 listed entities comprising 85 per cent of NSE's market cap in sectors excluding banking and finance and oil and gas, said improving utilisation levels, along with better management of power, fuel and raw material cost by large companies contributed to the handsome profit growth. It said aggregate operating profit margins improved by over 1 per cent despite a rise in raw material cost during the quarter.



I-SOT

INTRADAY STOCK TRADING

FREQUENCY	ALLOCATION	DURATION	RISK
4 calls a Day	Average Daily Premium of Rs.50,000	Intraday	High Risk

SALIENT FEATURES:

- 👍 Fixed time for call generation – 2 calls at 9:30am and 2 calls @ 12:00pm
- 👍 High Risk – High Returns product
- 👍 Focused product for Intraday Derivative Traders
- 👍 Daily 4 calls to gain from intraday momentum
- 👍 High beta Midcap and Large cap F&O stocks for better entry and exit.

DAILY DIGEST

DERIVATIVES

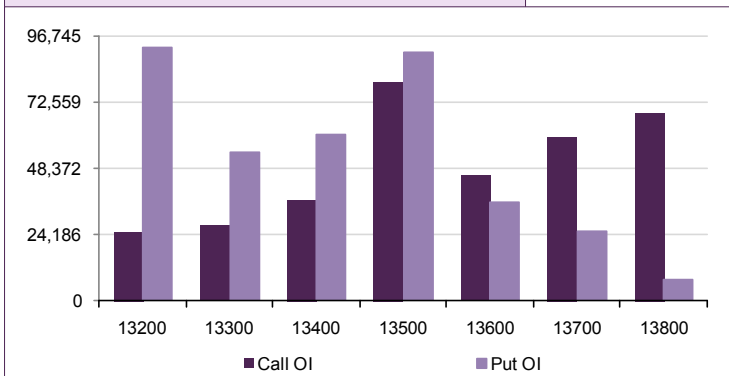
Open Interest Gainers

Stock	Open Interest (contracts)	OI Change (%)	Price (Rs.)	Price change (%)
PFC	30,584,600	27.9%	111.55	1.0%
HAVELLS	3,898,000	18.1%	884.25	0.0%
MINDTREE	1,314,400	16.9%	1530.80	7.5%
APOLLOTYRE	10,470,000	13.7%	175.70	-0.6%
NMDC	35,556,900	11.5%	111.65	2.0%

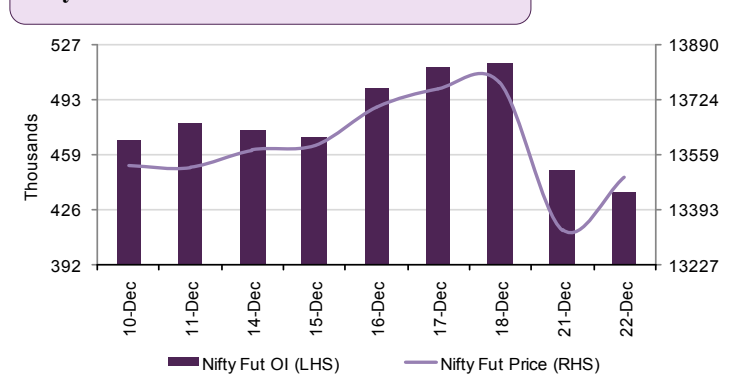
Open Interest Losers

Stock	Open Interest (contracts)	OI Change (%)	Price (Rs.)	Price change (%)
MANAPPURAM	14,226,000	-19.7%	163.10	0.7%
UPL	16,777,800	-15.6%	444.50	1.6%
GODREJPROP	939,900	-11.0%	1284.85	-0.9%
BHARATFORG	4,444,500	-10.6%	519.00	-0.9%
L&TFH	20,032,800	-10.3%	85.50	1.1%

Nifty Option OI Distribution



Nifty OI Vs Futures Price



Top 5 Traded Stock Futures

Stock	Expiry Date	No of contracts traded	Contract value (Rs. Lacs)	LTP
RELIANCE	31-Dec-20	32,992	320,585	1938
BAJFINANCE	31-Dec-20	23,240	288,528	5031
ICICIBANK	31-Dec-20	31,863	217,487	501
HDFCBANK	31-Dec-20	26,998	203,340	1378
INFY	31-Dec-20	26,160	188,678	1221

Top 5 Traded Stock Options

Stock	Expiry Date	Option Type	Strike price	No of contracts traded	Contract value (Rs. Lacs)	LTP
RELIANCE	31-Dec-20	CE	2,000	23,700	241,905	21.20
RELIANCE	31-Dec-20	CE	1,950	18,743	188,039	37.75
RELIANCE	31-Dec-20	CE	2,050	17,535	182,661	12.60
RELIANCE	31-Dec-20	PE	1,900	15,743	154,134	26.40
INFY	31-Dec-20	CE	1,200	20,729	152,376	34.65

Top 5 Contract Future Volumes

Stock	Expiry Date	No of Contracts traded	Current Cash Volume	Cash Delivery %
RELIANCE	31-Dec-20	32,992	3,386,829	2608.0%
ICICIBANK	31-Dec-20	31,863	15,427,886	4772.0%
HDFCBANK	31-Dec-20	26,998	4,526,049	3961.0%
INFY	31-Dec-20	26,160	4,259,458	3907.0%
BAJFINANCE	31-Dec-20	23,240	737,547	1347.0%

Bottom 5 Contract Future Volumes

Stock	Expiry Date	No of Contracts traded	Current Cash Volume	Cash Delivery %
CANBK	31-Dec-20	130	12,111,273	2086.0%
SAIL	31-Dec-20	203	6,659,474	1812.0%
SUNTV	31-Dec-20	222	665,576	2107.0%
ICICIGI	31-Dec-20	555	407,575	6542.0%
PNB	31-Dec-20	628	18,085,752	1527.0%

DAILY DIGEST

SUPPORT / RESISTANCE LEVEL

Company Name	Closing Price	S3	S2	S1	Pivot	R1	R2	R3
ACC	1564.95	1452.10	1489.72	1527.33	1557.62	1595.23	1663.13	1731.03
Adani Ports	468.65	399.50	422.55	445.60	458.05	481.10	516.60	552.10
Ambuja Cements	237.60	215.35	222.77	230.18	234.67	242.08	253.98	265.88
Asian Paints	2600.80	2378.80	2452.80	2526.80	2570.20	2644.20	2761.60	2879.00
Aurobindo Pharma	857.05	783.00	807.68	832.37	846.08	870.77	909.17	947.57
Axis Bank	589.75	542.85	558.48	574.12	584.03	599.67	625.22	650.77
Bajaj Auto	3265.30	3059.00	3127.77	3196.53	3240.77	3309.53	3422.53	3535.53
Bank Of Baroda	58.80	52.40	54.53	56.67	58.33	60.47	64.27	68.07
Bharti Airtel	500.30	466.10	477.50	488.90	496.95	508.35	527.80	547.25
Bharti Infratel	#N/A	#N/A	#N/A	#N/A	#N/A	#N/A	#N/A	#N/A
BHEL	32.65	27.90	29.48	31.07	32.18	33.77	36.47	39.17
Bosch	12621.85	11450.00	11840.62	12231.23	12460.62	12851.23	13471.23	14091.23
BPCL	372.50	339.40	350.43	361.47	368.03	379.07	396.67	414.27
Cipla	795.00	724.20	747.80	771.40	784.70	808.30	845.20	882.10
Coal India	135.50	123.50	127.50	131.50	133.80	137.80	144.10	150.40
Dr. Reddy'S Lab	5161.80	4697.70	4852.40	5007.10	5091.05	5245.75	5484.40	5723.05
Eicher Motors	2446.70	2300.90	2349.50	2398.10	2431.05	2479.65	2561.20	2642.75
Gail	118.50	104.70	109.30	113.90	117.25	121.85	129.80	137.75
Grasim	885.20	837.30	853.27	869.23	879.32	895.28	921.33	947.38
HCL Technologies	913.80	824.75	854.43	884.12	901.68	931.37	978.62	1025.87
HDFC	2403.65	2281.10	2321.95	2362.80	2401.35	2442.20	2521.60	2601.00
HDFC Bank	1373.10	1305.20	1327.83	1350.47	1367.63	1390.27	1430.07	1469.87
Hero Motocorp	3049.10	2741.20	2843.83	2946.47	3003.23	3105.87	3265.27	3424.67
Hindalco	231.90	214.75	220.47	226.18	232.72	238.43	250.68	262.93
HUL	2311.00	2228.70	2256.13	2283.57	2308.43	2335.87	2388.17	2440.47
ICICI Bank	500.30	476.40	484.37	492.33	497.07	505.03	517.73	530.43
Idea	9.50	8.20	8.63	9.07	9.33	9.77	10.47	11.17
Indusind Bank	840.70	769.80	793.43	817.07	837.28	860.92	904.77	948.62
Infosys	1220.50	1128.35	1159.07	1189.78	1206.82	1237.53	1285.28	1333.03
ITC	203.40	187.55	192.83	198.12	202.18	207.47	216.82	226.17
Kotak Mahindra Bank	1902.95	1841.95	1862.28	1882.62	1906.43	1926.77	1970.92	2015.07
L&T	1262.70	1159.10	1193.63	1228.17	1248.08	1282.62	1337.07	1391.52
Lupin	954.55	865.75	895.35	924.95	943.50	973.10	1021.25	1069.40
M&M	695.05	635.25	655.18	675.12	687.23	707.17	739.22	771.27
Maruti Suzuki India	7395.40	6972.20	7113.27	7254.33	7346.17	7487.23	7720.13	7953.03
NTPC	98.90	93.20	95.10	97.00	98.40	100.30	103.60	106.90
ONGC	90.55	80.90	84.12	87.33	89.82	93.03	98.73	104.43
Power Grid	190.30	178.95	182.73	186.52	188.78	192.57	198.62	204.67
RIL	1936.70	1818.00	1857.57	1897.13	1928.02	1967.58	2038.03	2108.48
SBI	257.45	237.80	244.35	250.90	254.80	261.35	271.80	282.25
Sun Pharma	568.30	509.70	529.23	548.77	559.93	579.47	610.17	640.87
Tata Motors	164.95	144.20	151.12	158.03	163.62	170.53	183.03	195.53
Tata Motors DVR	67.55	58.25	61.35	64.45	67.10	70.20	75.95	81.70
Tata Power	71.65	61.50	64.88	68.27	70.08	73.47	78.67	83.87
Tata Steel	601.35	559.55	573.48	587.42	598.93	612.87	638.32	663.77
TCS	2872.50	2753.65	2793.27	2832.88	2858.27	2897.88	2962.88	3027.88
Tech Mahindra	944.65	857.50	886.55	915.60	932.25	961.30	1007.00	1052.70
Ultratech	5021.30	4691.30	4801.30	4911.30	5001.20	5111.20	5311.10	5511.00
Wipro	364.20	333.20	343.53	353.87	359.78	370.12	386.37	402.62
Yes Bank	17.30	16.60	16.83	17.07	17.33	17.57	18.07	18.57
Zee Entertainment	214.55	187.10	196.25	205.40	211.15	220.30	235.20	250.10

Disclaimer

For private circulation only

Website: www.dealmoneyonline.in

DISCLAIMER : SEBI Research Analyst Registration No: INH000002319 For any grievance mail at compliance@dealmoney.in

Dealmoney Securities Private Limited (hereinafter referred to as "Dealmoney") is a registered Member of National Stock Exchange of India Limited, Bombay Stock Exchange Limited and MCX Stock Exchange Limited. Dealmoney is also registered as a Depository Participant with CDSL. Dealmoney is in the process of making an application with SEBI for registering it as a Research Entity in terms of SEBI (Research Analyst) Regulations, 2014. Dealmoney or its associates has not been debarred/ suspended by SEBI or any other regulatory authority for accessing /dealing in securities Market and no material disciplinary action has been taken by SEBI/other regulatory authorities impacting Dealmoney's Equity Research Analysis. Dealmoney or its associates/ analyst including its relatives do not hold any actual/beneficial ownership of more than 1% in the company/ies covered by Analyst (hereinafter referred to as "Subject Company/ies"). Dealmoney or its associates/analyst including its relatives may hold financial interest in the company/ies covered by Analyst (hereinafter referred to as "Subject Company/ies"). Dealmoney or its associates/ analysts or his/her relative does not receive any compensation or other benefits from the subject company/ies mentioned in this research report (hereinafter referred to as "Report") or from a third party in connection with preparation of the report. Accordingly, Dealmoney or its associates/analyst or his/her relative does not have any other material conflict of interest at the time of publication of the Report.

Research analyst/s engaged in preparation of the Report, has not received any compensation / managed or co-managed public offering of securities of the subject company/ies / has not received compensation for investment banking or merchant banking or brokerage services from the subject company/ies / has not received compensation for products or services other than investment banking or merchant banking or brokerage services from the subject company/ies / has not received compensation or other benefits from the subject company/ies or third party in connection with the Report of the subject company/ies during the past twelve months / has not served as an officer, director or employee of subject Company/ies and is not engaged in market making activity of the subject Company/ies.

Dealmoney group companies provides finance related product services like distribution of financial products and as such is a provider of many services like loans, mutual funds, tax & trust planning etc. mentioned in this brochure. And hence, Dealmoney do not warranty / guarantee about performance of any products and customer servicing w.r.t third party products per se.

Third party products are subject to code of conduct to be adhered to by the representatives of Dealmoney and Dealmoney is not responsible for the losses, whether actual or notional incurred by any investor. Services assured and expected may vary from actual service and Dealmoney does not guarantee about the quality of services. Investments in securities and commodities are subject to market and other risks and there is no assurance or guarantee that the objectives of any of the Investments/Schemes/product would be achieved. Past performances are only indicative and returns are not assured and guaranteed by Dealmoney group companies. The price, value of and income from any of the securities or financial instruments mentioned in this report can fall as well as rise. The value of securities and financial instruments is subject to exchange rate fluctuation that may have a positive or adverse effect on the price or income of such securities or financial instruments.

Reports on technical and derivative analysis are based on studying charts of a stock's price movement, outstanding positions and trading volume as opposed to focussing on a company's fundamentals and as such, may not match with a report on a company's fundamentals. The opinions expressed in the Report are our current opinions as of the date of this report and may be subject to change from time to time without notice. Dealmoney or any persons connected with it do not accept any liability arising from use of this material/document/Report.

Information/ opinion conveyed through this material/document/Report are strictly meant for the registered Clients of Dealmoney group of Companies of the respective segments. This information is not intended for distribution to, or use by, any person or entity in any jurisdiction or country where such distribution or use would be contrary to law or regulation or which would subject Dealmoney or its affiliates to any registration requirement within such jurisdiction or country. This information does not constitute an offer to sell or a solicitation of an offer to buy any financial products to any person in any jurisdiction where it is unlawful to make such an offer or solicitation. No part of this material may be duplicated in whole or in part in any form and / or redistributed without the prior written consent of Dealmoney. This material/document/Report is being supplied to you solely for your information, and its contents, information or data may not be reproduced, redistributed or passed on directly or indirectly.

Recipients of the Report shall always independently verify reliability and suitability of the Report and opinions before investing.

For Company details, please visit our website www.dealmoneyonline.com

For research related query, write to us at research@dealmoney.in