

25th November 2020

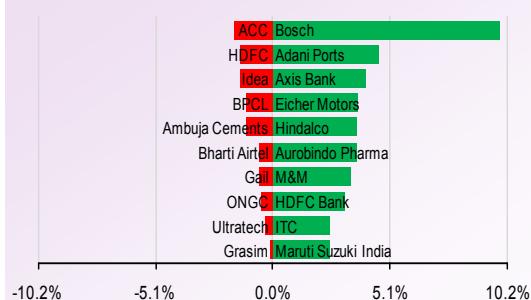
NIFTY TO TRADE BETWEEN 12,960-13,100.

Nifty has breached the resistance of 13,000 levels and closed above it. Now previous resistance would be acting as a support level. We expect index to remain in bullish momentum with 12,960-13,000 acting as an initial support zone.

TRADERS COMMENT

Continuing their gaining streak, the benchmark indices ended 1 per cent higher on Tuesday amid across-the-board buying, as the formal go-ahead for US President-elect Joe Biden to begin his transition added to an already brighter mood from progress made on Covid-19 vaccines. Nifty ended higher by 128.70 points or 1.00% at 13,055.20 level and Sensex ended higher by 445.87 points or 1.01% at 44523.02.

NIFTY MOVERS & SHAKERS



TOP 5 SECTOR MOVERS

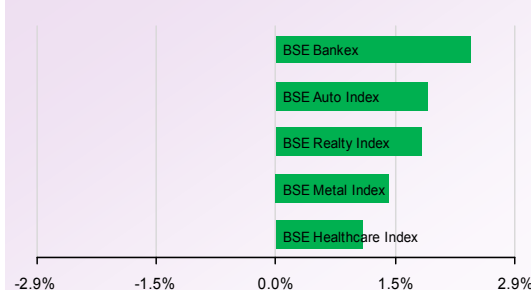


Chart of the Day SUNTV FUT Sell below Rs 425.

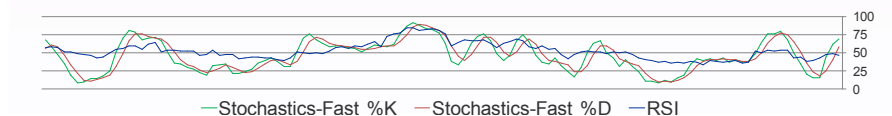
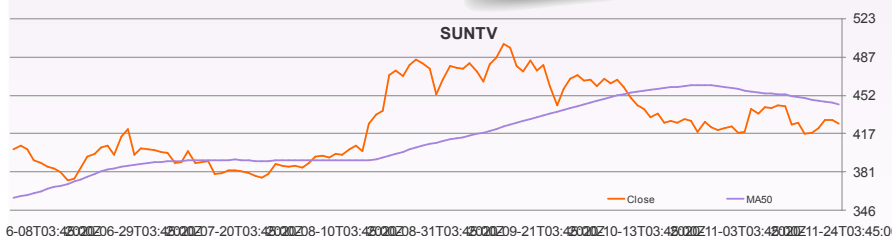
The stock is trading below to its prior low and below to its 20 ema support. We recommend sell only Below Rs425 with the stoploss of Rs431 for the target of Rs412.

Chart of the Day

Sell:SUNTV FUT CMP:425.95

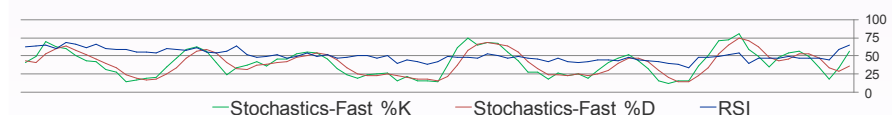
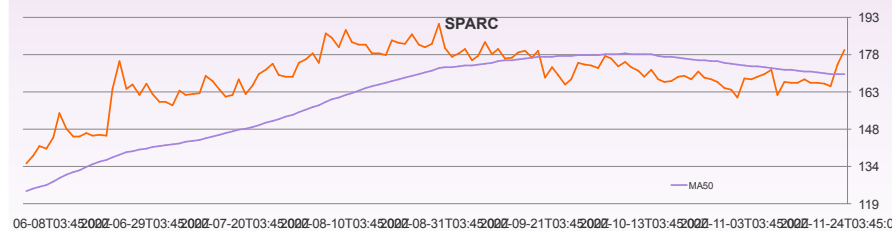
Technical Call of the Day

Buy:SPARC CMP:179.35



Technical call of the Day SPARC Buy above Rs 180.

We recommend a Buy in the stock only above Rs180 with the stoploss of Rs174 for the target of Rs192.



We are also available on:



E-mail : research@Dealmoney.in
www.dealmoneyonline.com

STOCKS TRADING IN POSITIVE ZONE: ADANI PORTS, AXIS BANK.
 STOCKS TRADING IN NEGATIVE ZONE: TITAN, HDFC.

- Muthoot Finance:** Muthoot Finance has tied up with Bajaj Allianz General Insurance to provide insurance on gold jewellery as part of their new initiative 'Muthoot Gold Shield'. The policy would provide insurance coverage of gold jewellery for individuals.

CMP:	1137.8
P/E(ttm):	NA
Impact	Positive
- Tech Mahindra:** Tech Mahindra has entered into strategic partnership with RUAG International, an organisation specialising in aerospace, headquartered in Switzerland, for global IT infrastructure and digital transformation. The company will support RUAG International in its IT Infrastructure digitisation strategy by transforming the core infrastructure operations using next-generation service to enhance customer experience and faster time-to-market.

CMP:	877.7
P/E(ttm):	47.6
Impact	Positive
- Exide Industries:** Exide Industries has further invested an amount aggregating to Rs 33.17 crore by way of subscription to the equity share capital of its subsidiary, Exide Leclanche Energy (hereinafter referred as 'JVC') to meet the funding requirement, particularly the Capital Expenditure projects of JVC. With the said investment, the equity shareholding of EIL in JVC stands increased from 77.87% to 80.15% of the total paid-up share capital.

CMP:	#N/A
P/E(ttm):	#N/A
Impact	Neutral
- Jubilant Industries:** Jubilant Industries has executed an agreement to sell for transfer of portable liquor license of the company for manufacturing of Indian Made Foreign Liquor (IMFL) (License) on November 23, 2020 (Agreement to Sell). The transfer of the License is subject to certain conditions as set out in the Agreement to Sell. Consequent to the transfer of the License, the company shall no longer be manufacturing Indian Made Foreign Liquor.

CMP:	208.0
P/E(ttm):	NA
Impact	Neutral
- Reliance:** Reliance Industries' subsidiary company -- Jio Platforms has received the subscription amount of Rs 33,737 crore from Google International LLC (a wholly owned subsidiary of Google LLC). The company has allotted equity shares to Google International LLC following which Google International LLC holds 7.73% of the fully diluted equity share capital of Jio Platforms.

CMP:	1964.1
P/E(ttm):	2.4
Impact	Positive

ttm = trailing twelve months

Economic Snapshot

- In a bid to boost local manufacturing of open-cell for LED/LCD screens, the government is looking to hike the customs duty for importing these components. Sources told Moneycontrol that the plan is to increase the import duty gradually to 8-10 percent in the next three years. The customs duty currently is 5 percent. A direct impact of this will be that television makers importing these products would increase prices of TV sets by close to 5 percent. Panel prices are already on the rise since manufacturers have increased prices by 20-25 percent since September. About 60 percent of the price of television is the cost of the open-cell panel that makes the screen. From October 1, the customs duty on open-cell panels was hiked to 5 percent from zero. The Central Board of Indirect Taxes and Customs (CBIC) had said in a notification that zero customs duty for open-cell panels, valid between September 2019 and 2020, had come to an end.
- India may attract foreign direct investment (FDI) of \$120-160 billion per year by 2025, subject to increasing the ratio of FDI to GDP to less than 2 percent from 3-4 percent, a CII and EY report found. In fact, the country saw GDP grow 6.8 percent over the past 10 years with FDI to GDP at 1.8 percent. It found that investors ranked India third in terms of attractiveness, at least 80 percent have plans for India in the next two to three years, and close to 25 percent stating investments worth over \$500 million, The Economic Times reported. As per the report, 'FDI in India: Now, Next and Beyond', India's GDP growth could also improve to 7-8 percent growth if the investments come in.



I-SOT

INTRADAY STOCK TRADING

FREQUENCY	ALLOCATION	DURATION	RISK
4 calls a Day	Average Daily Premium of Rs.50,000	Intraday	High Risk

SALIENT FEATURES:

- 👍 Fixed time for call generation – 2 calls at 9:30am and 2 calls @ 12:00pm
- 👍 High Risk – High Returns product
- 👍 Focused product for Intraday Derivative Traders
- 👍 Daily 4 calls to gain from intraday momentum
- 👍 High beta Midcap and Large cap F&O stocks for better entry and exit.

DAILY DIGEST

DERIVATIVES

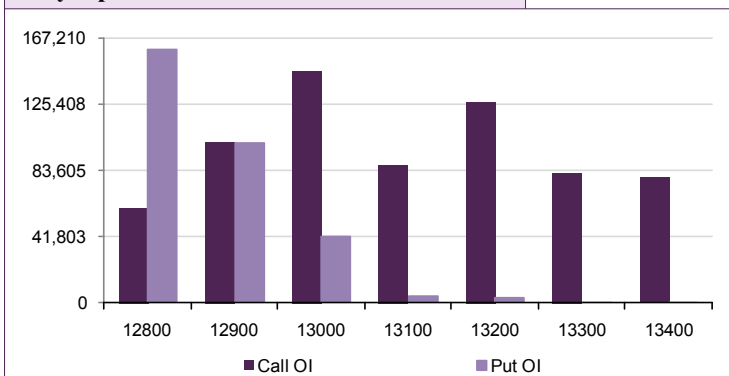
Open Interest Gainers

Stock	Open Interest (contracts)	OI Change (%)	Price (Rs.)	Price change (%)
SAIL	46,987,000	822.8%	43.55	0.0%
SUNTV	2,569,500	756.5%	432.05	0.0%
BAJAJ-AUTO	718,500	730.6%	3089.20	0.0%
PEL	907,500	562.7%	1399.75	0.0%
MFSL	1,352,000	477.8%	637.15	0.0%

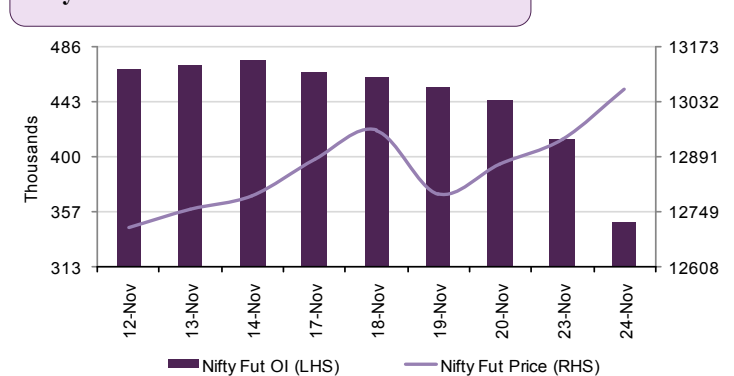
Open Interest Losers

Stock	Open Interest (contracts)	OI Change (%)	Price (Rs.)	Price change (%)
ADANIEN	6,398,000	-60.5%	407.65	0.0%
JSWSTEEL	14,145,300	-53.5%	338.40	0.0%
GRASIM	7,861,250	-42.3%	855.35	0.0%
SAIL	26,543,000	-41.2%	43.35	0.0%
FEDERALBNK	54,689,000	-37.8%	58.40	0.0%

Nifty Option OI Distribution



Nifty OI Vs Futures Price



Top 5 Traded Stock Futures

Stock	Expiry Date	No of contracts traded	Contract value (Rs. Lacs)	LTP
RELIANCE	26-Nov-20	59,601	588,798	1956
BAJFINANCE	26-Nov-20	38,935	465,383	4778
INDUSINDBK	26-Nov-20	45,902	312,959	848
ICICIBANK	26-Nov-20	44,799	291,757	469
BAJAJFINSV	26-Nov-20	25,433	278,295	8716

Top 5 Traded Stock Options

Stock	Expiry Date	Option Type	Strike price	No of contracts traded	Contract value (Rs. Lacs)	LTP
RELIANCE	26-Nov-20	CE	2,000	43,060	439,094	15.25
RELIANCE	26-Nov-20	CE	2,100	21,038	223,689	4.05
RELIANCE	26-Nov-20	PE	1,900	20,668	199,712	10.20
BAJFINANCE	26-Nov-20	CE	4,800	16,156	197,705	79.50
BAJFINANCE	26-Nov-20	CE	4,900	15,490	192,094	46.00

Top 5 Contract Future Volumes

Stock	Expiry Date	No of Contracts traded	Current Cash Volume	Cash Delivery %
RELIANCE	26-Nov-20	59,601	3,213,843	2251.0%
INDUSINDBK	26-Nov-20	45,902	3,092,798	1560.0%
ICICIBANK	26-Nov-20	44,799	9,426,987	4075.0%
BAJFINANCE	26-Nov-20	38,935	1,108,966	2581.0%
HDFC	26-Nov-20	37,166	2,659,204	5377.0%

Bottom 5 Contract Future Volumes

Stock	Expiry Date	No of Contracts traded	Current Cash Volume	Cash Delivery %
IBULHSGFIN	26-Nov-20	92	3,171,001	2995.0%
NATIONALUM	26-Nov-20	142	2,749,793	4725.0%
IDEA	26-Nov-20	208	105,486,376	2346.0%
CANBK	26-Nov-20	373	2,385,815	2365.0%
BHEL	26-Nov-20	401	20,258,591	2686.0%

NOTE: OI Gainers are for 31-Dec-2020 expiry; while OI Losers are for 26-Nov-2020 expiry.

DAILY DIGEST

SUPPORT / RESISTANCE LEVEL

Company Name	Closing Price	S3	S2	S1	Pivot	R1	R2	R3
ACC	1696.60	1645.25	1662.37	1679.48	1709.02	1726.13	1772.78	1819.43
Adani Ports	392.25	350.00	364.08	378.17	390.08	404.17	430.17	456.17
Ambuja Cements	255.15	248.65	250.82	252.98	256.72	258.88	264.78	270.68
Asian Paints	2207.90	2151.00	2169.97	2188.93	2209.97	2228.93	2268.93	2308.93
Aurobindo Pharma	879.25	805.85	830.32	854.78	869.57	894.03	933.28	972.53
Axis Bank	619.65	578.50	592.22	605.93	614.27	627.98	650.03	672.08
Bajaj Auto	3095.70	2984.00	3021.23	3058.47	3090.23	3127.47	3196.47	3265.47
Bank Of Baroda	46.85	44.55	45.32	46.08	46.77	47.53	48.98	50.43
Bharti Airtel	474.25	461.15	465.52	469.88	475.57	479.93	489.98	500.03
Bharti Infratel	218.90	195.60	203.37	211.13	224.57	232.33	253.53	274.73
BHEL	31.35	29.60	30.18	30.77	31.33	31.92	33.07	34.22
Bosch	12980.00	10300.00	11193.33	12086.67	12693.33	13586.67	15086.67	16586.67
BPCL	389.75	377.20	381.38	385.57	392.53	396.72	407.87	419.02
Cipla	748.45	731.20	736.95	742.70	747.35	753.10	763.50	773.90
Coal India	123.25	121.00	121.75	122.50	123.55	124.30	126.10	127.90
Dr. Reddy'S Lab	4915.50	4631.60	4726.23	4820.87	4880.43	4975.07	5129.27	5283.47
Eicher Motors	2693.30	2465.20	2541.23	2617.27	2666.13	2742.17	2867.07	2991.97
Gail	100.30	96.00	97.43	98.87	100.68	102.12	105.37	108.62
Grasim	853.25	836.25	841.92	847.58	855.67	861.33	875.08	888.83
HCL Technologies	840.50	813.30	822.37	831.43	844.42	853.48	875.53	897.58
HDFC	2217.70	2146.85	2170.47	2194.08	2233.17	2256.78	2319.48	2382.18
HDFC Bank	1438.20	1359.10	1385.47	1411.83	1428.42	1454.78	1497.73	1540.68
Hero Motocorp	3074.15	2973.65	3007.15	3040.65	3075.15	3108.65	3176.65	3244.65
Hindalco	226.00	209.95	215.30	220.65	223.95	229.30	237.95	246.60
HUL	2157.35	2083.80	2108.32	2132.83	2146.92	2171.43	2210.03	2248.63
ICICI Bank	478.20	462.40	467.67	472.93	476.47	481.73	490.53	499.33
Idea	10.25	9.55	9.78	10.02	10.38	10.62	11.22	11.82
Indusind Bank	853.70	811.65	825.67	839.68	850.32	864.33	888.98	913.63
Infosys	1140.05	1111.80	1121.22	1130.63	1142.77	1152.18	1173.73	1195.28
ITC	195.55	184.75	188.35	191.95	194.20	197.80	203.65	209.50
Kotak Mahindra Bank	1924.90	1833.30	1863.83	1894.37	1921.38	1951.92	2009.47	2067.02
L&T	1135.50	1112.60	1120.23	1127.87	1135.93	1143.57	1159.27	1174.97
Lupin	895.35	859.00	871.12	883.23	891.12	903.23	923.23	943.23
M&M	729.35	667.00	687.78	708.57	727.03	747.82	787.07	826.32
Maruti Suzuki India	7158.40	6891.00	6980.13	7069.27	7139.13	7228.27	7387.27	7546.27
NTPC	94.15	92.70	93.18	93.67	94.23	94.72	95.77	96.82
ONGC	76.10	72.75	73.87	74.98	76.52	77.63	80.28	82.93
Power Grid	194.50	188.80	190.70	192.60	195.15	197.05	201.50	205.95
RIL	1964.05	1890.00	1914.68	1939.37	1956.68	1981.37	2023.37	2065.37
SBI	243.85	234.00	237.28	240.57	242.78	246.07	251.57	257.07
Sun Pharma	520.15	493.65	502.48	511.32	517.03	525.87	540.42	554.97
Tata Motors	172.05	166.70	168.48	170.27	172.88	174.67	179.07	183.47
Tata Motors DVR	74.10	70.80	71.90	73.00	73.90	75.00	77.00	79.00
Tata Power	59.95	56.55	57.68	58.82	59.48	60.62	62.42	64.22
Tata Steel	548.30	532.35	537.67	542.98	546.72	552.03	561.08	570.13
TCS	2722.05	2667.00	2685.35	2703.70	2723.35	2741.70	2779.70	2817.70
Tech Mahindra	877.65	838.60	851.62	864.63	877.32	890.33	916.03	941.73
Ultratech	4873.20	4770.85	4804.97	4839.08	4876.12	4910.23	4981.38	5052.53
Wipro	355.50	348.60	350.90	353.20	357.30	359.60	366.00	372.40
Yes Bank	14.70	14.25	14.40	14.55	14.65	14.80	15.05	15.30
Zee Entertainment	188.30	184.10	185.50	186.90	188.90	190.30	193.70	197.10

Disclaimer

For private circulation only

Website: www.dealmoneyonline.in

DISCLAIMER : SEBI Research Analyst Registration No: INH000002319 For any grievance mail at compliance@dealmoney.in

Dealmoney Securities Private Limited (hereinafter referred to as "Dealmoney") is a registered Member of National Stock Exchange of India Limited, Bombay Stock Exchange Limited and MCX Stock Exchange Limited. Dealmoney is also registered as a Depository Participant with CDSL. Dealmoney is in the process of making an application with SEBI for registering it as a Research Entity in terms of SEBI (Research Analyst) Regulations, 2014. Dealmoney or its associates has not been debarred/ suspended by SEBI or any other regulatory authority for accessing /dealing in securities Market and no material disciplinary action has been taken by SEBI/other regulatory authorities impacting Dealmoney's Equity Research Analysis. Dealmoney or its associates/ analyst including its relatives do not hold any actual/beneficial ownership of more than 1% in the company/ies covered by Analyst (hereinafter referred to as "Subject Company/ies"). Dealmoney or its associates/analyst including its relatives may hold financial interest in the company/ies covered by Analyst (hereinafter referred to as "Subject Company/ies"). Dealmoney or its associates/ analysts or his/her relative does not receive any compensation or other benefits from the subject company/ies mentioned in this research report (hereinafter referred to as "Report") or from a third party in connection with preparation of the report. Accordingly, Dealmoney or its associates/analyst or his/her relative does not have any other material conflict of interest at the time of publication of the Report.

Research analyst/s engaged in preparation of the Report, has not received any compensation / managed or co-managed public offering of securities of the subject company/ies / has not received compensation for investment banking or merchant banking or brokerage services from the subject company/ies / has not received compensation for products or services other than investment banking or merchant banking or brokerage services from the subject company/ies / has not received compensation or other benefits from the subject company/ies or third party in connection with the Report of the subject company/ies during the past twelve months / has not served as an officer, director or employee of subject Company/ies and is not engaged in market making activity of the subject Company/ies.

Dealmoney group companies provides finance related product services like distribution of financial products and as such is a provider of many services like loans, mutual funds, tax & trust planning etc. mentioned in this brochure. And hence, Dealmoney do not warranty / guarantee about performance of any products and customer servicing w.r.t third party products per se.

Third party products are subject to code of conduct to be adhered to by the representatives of Dealmoney and Dealmoney is not responsible for the losses, whether actual or notional incurred by any investor. Services assured and expected may vary from actual service and Dealmoney does not guarantee about the quality of services. Investments in securities and commodities are subject to market and other risks and there is no assurance or guarantee that the objectives of any of the Investments/Schemes/product would be achieved. Past performances are only indicative and returns are not assured and guaranteed by Dealmoney group companies. The price, value of and income from any of the securities or financial instruments mentioned in this report can fall as well as rise. The value of securities and financial instruments is subject to exchange rate fluctuation that may have a positive or adverse effect on the price or income of such securities or financial instruments.

Reports on technical and derivative analysis are based on studying charts of a stock's price movement, outstanding positions and trading volume as opposed to focussing on a company's fundamentals and as such, may not match with a report on a company's fundamentals. The opinions expressed in the Report are our current opinions as of the date of this report and may be subject to change from time to time without notice. Dealmoney or any persons connected with it do not accept any liability arising from use of this material/document/Report.

Information/ opinion conveyed through this material/document/Report are strictly meant for the registered Clients of Dealmoney group of Companies of the respective segments. This information is not intended for distribution to, or use by, any person or entity in any jurisdiction or country where such distribution or use would be contrary to law or regulation or which would subject Dealmoney or its affiliates to any registration requirement within such jurisdiction or country. This information does not constitute an offer to sell or a solicitation of an offer to buy any financial products to any person in any jurisdiction where it is unlawful to make such an offer or solicitation. No part of this material may be duplicated in whole or in part in any form and / or redistributed without the prior written consent of Dealmoney. This material/document/Report is being supplied to you solely for your information, and its contents, information or data may not be reproduced, redistributed or passed on directly or indirectly.

Recipients of the Report shall always independently verify reliability and suitability of the Report and opinions before investing.

For Company details, please visit our website www.dealmoneyonline.com

For research related query, write to us at research@dealmoney.in